



CATERHAM ACADEMY CHAMPIONSHIP



BARC Race Meeting
Silverstone GP
16th June 2024

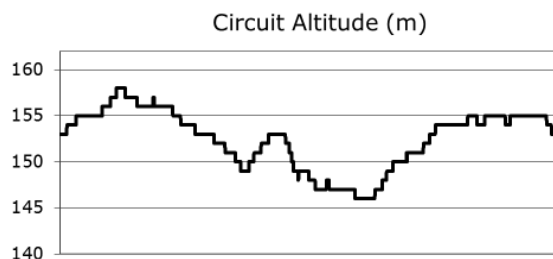
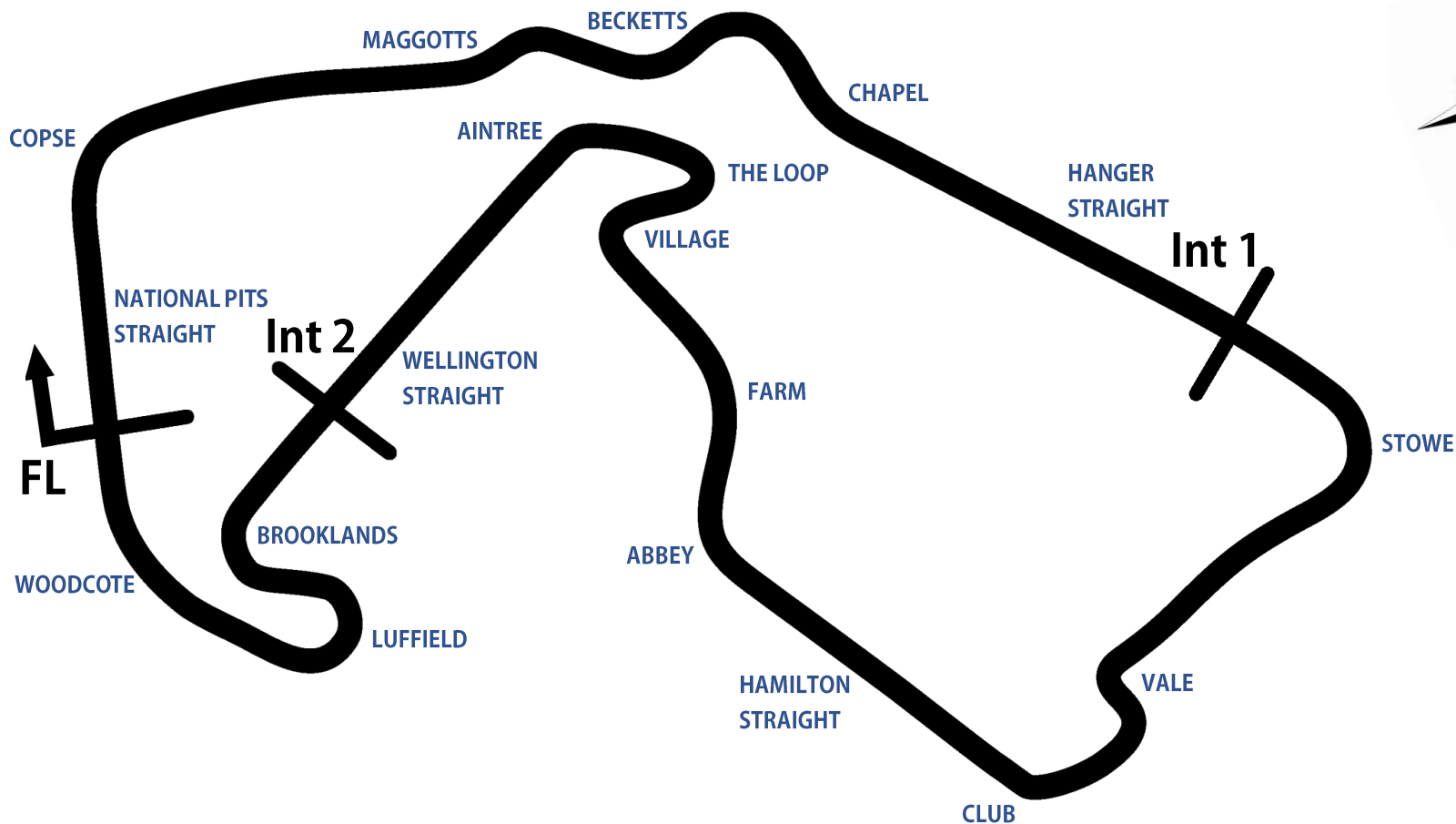


Timing & Results Provided by Timing Solutions Ltd

www.tsl-timing.com

Silverstone GP Circuit

Silverstone, Towcester, Northamptonshire, UK



	Length	3.6605 miles 5.891 km 5891.0 m	
FL		52.07872 N	1.01711 W
Int 1	2033m	52.06559 N	1.01486 W
Int 2	4857m	52.07603 N	1.01669 W
Pit Entry	5839m	52.07859 N	1.01758 W
Pit Exit	305m after FL	52.07880 N	1.01268 W
Pit Entry - Pit Exit	336m, 24.2s @ 50kph, 20.1s @ 60kph		

2024 Caterham Academy Championship

QUALIFYING - RACE 11 - CLASSIFICATION

POS	NO	CL	PIC	NAME	ENTRY	TIME	ON	LAPS	GAP	DIFF	MPH
1	3	Green	1	Bruno VAN DYKE	Caterham Academy	2:56.189	5	5			74.79
2	97	White	1	Cal SHORT	Caterham Academy	2:58.310	5	5	2.121	2.121	73.90
3	33	Green	2	Brian THORNTON	Caterham Academy	2:59.777	4	5	3.588	1.467	73.30
4	27	Green	3	Jeremy SKELTON	Caterham Academy	3:00.064	4	5	3.875	0.287	73.18
5	46	Green	4	James HALL	Caterham Academy	3:00.417	5	5	4.228	0.353	73.04
6	6	White	2	Tim HARDCASTLE	Caterham Academy	3:00.450	4	5	4.261	0.033	73.02
7	88	White	3	Luciano CARUSO	Caterham Academy	3:00.895	4	5	4.706	0.445	72.84
8	15	White	4	Nick SAMPSON	Caterham Academy	3:00.938	4	5	4.749	0.043	72.83
9	21	Green	5	Alex COOMBES	Caterham Academy	3:01.046	3	5	4.857	0.108	72.78
10	8	Green	6	Ben SNAPE	Caterham Academy	3:01.175	4	5	4.986	0.129	72.73
11	7	Green	7	Sam PARKER	Caterham Academy	3:01.427	5	5	5.238	0.252	72.63
12	10	Green	8	Aaron OLIVER	Caterham Academy	3:01.492	5	5	5.303	0.065	72.60
13	96	White	5	Charles HARRIS	Caterham Academy	3:01.648	5	5	5.459	0.156	72.54
14	25	Green	9	Louis DARLING	Caterham Academy	3:01.688	5	5	5.499	0.040	72.52
15	23	White	6	David HALL	Caterham Academy	3:01.786	5	5	5.597	0.098	72.49
16	14	White	7	William HARRIS	Caterham Academy	3:02.025	4	5	5.836	0.239	72.39
17	18	White	8	Paul OGGELSBY	Caterham Academy	3:02.030	4	5	5.841	0.005	72.39
18	42	White	9	Scott HELME	Caterham Academy	3:02.155	5	5	5.966	0.125	72.34
19	71	White	10	Richard HAIGH	Caterham Academy	3:02.192	5	5	6.003	0.037	72.32
20	12	White	11	Alastair MORTON	Caterham Academy	3:02.203	5	5	6.014	0.011	72.32
21	24	Green	10	Oliver WHITE	Caterham Academy	3:02.615	4	5	6.426	0.412	72.16
22	56	Green	11	Dean BURDEN	Caterham Academy	3:02.898	5	5	6.709	0.283	72.04
23	51	Green	12	Harrison CAVERS	Caterham Academy	3:03.069	4	5	6.880	0.171	71.98
24	77	Green	13	Charlie NEARN	Caterham Academy	3:03.745	4	5	7.556	0.676	71.71
25	86	White	12	Craig EVANS	Caterham Academy	3:03.890	5	5	7.701	0.145	71.66
26	58	White	13	James PLATT	Caterham Academy	3:05.349	5	5	9.160	1.459	71.09
27	20	Green	14	Steve LORRIMAN	Caterham Academy	3:05.371	4	5	9.182	0.022	71.08
28	22	White	14	William COOPE	Caterham Academy	3:05.513	5	5	9.324	0.142	71.03
29	17	Green	15	Daniel CRAWLEY	Caterham Academy	3:05.746	5	5	9.557	0.233	70.94
30	69	White	15	Eduardo PONTES	Caterham Academy	3:06.110	5	5	9.921	0.364	70.80
31	92	White	16	Greg VAN DER GAAST	Caterham Academy	3:06.618	5	5	10.429	0.508	70.61
32	38	Green	16	Jimmy WAI	Caterham Academy	3:07.326	5	5	11.137	0.708	70.34
33	36	White	17	Chris BUCK	Caterham Academy	3:07.436	5	5	11.247	0.110	70.30
34	5	White	18	Stephen HARRIS	Caterham Academy	3:09.279	2	5	13.090	1.843	69.62
35	19	Green	17	Chris MORLING	Caterham Academy	3:09.387	5	5	13.198	0.108	69.58
36	16	White	19	Benoit CARNE	Caterham Academy	3:09.433	4	5	13.244	0.046	69.56
37	94	White	20	Alex TRIMNELL	Caterham Academy	3:09.791	5	5	13.602	0.358	69.43
38	60	Green	18	Mark STANCER	Caterham Academy	3:10.491	5	5	14.302	0.700	69.17
39	44	Green	19	Andrew DAVISON	Caterham Academy	3:10.515	5	5	14.326	0.024	69.16
40	9	Green	20	Wayne HOWELL	Caterham Academy	3:11.389	5	5	15.200	0.874	68.85
41	2	White	21	Charles CHAPMAN	Caterham Academy	3:12.993	4	4	16.804	1.604	68.28
42	32	White	22	Ivan SEARLE	Caterham Academy	3:13.143	5	5	16.954	0.150	68.22
43	4	Green	21	Alistair KINNEAR	Caterham Academy	3:13.261	3	5	17.072	0.118	68.18
44	47	White	23	Gary FRY	Caterham Academy	3:16.063	5	5	19.874	2.802	67.21
45	29	Green	22	Scott DARLING	Caterham Academy	3:16.351	3	5	20.162	0.288	67.11
QUALIFYING LAPTIME (110.0% of 2:59.777) = 3:17.754											
46	26	White	24	Zena AL-JALILI	Caterham Academy	3:18.700	2	4	22.511	2.349	66.32
47	52	Green	23	Chris HIX	Caterham Academy	3:19.628	3	4	23.439	0.928	66.01
48	99	White	25	Oliver PLUNKETT	Caterham Academy	3:22.446	4	4	26.257	2.818	65.09

Weather / Track : Bright / Dry

Date: 16/06/2024 Start: 09:00 Finish: 09:15

These results are provisional until the conclusion of any judicial and technical matters.

Silverstone GP: 3.6604 miles

Clerk Of Course: Steve Hill	Stewards:	Timekeeper: Lisa Sneader	
-----------------------------	-----------	--------------------------	---

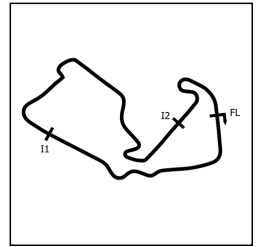
Results can be found at www.tsl-timing.com

Printed - 09:20 Sunday, 16 June 2024



2024 Caterham Academy Championship

QUALIFYING - RACE 11 - SECTOR ANALYSIS



SECTOR 1 = FL to I1, SECTOR 2 = I1 to I2, SECTOR 3 = I2 to FL, DIFF = Difference To Personal Best Lap, P = Crossed Finish Line in Pit Lane, D = Time Disallowed

P1		3 Green		Bruno VAN DYKE		Caterham Academy	
IDEAL LAP TIME : 2:56.189		BEST LAP TIME : 2:56.189		DIFFERENCE : 0.000			
LAP	SECTOR 1	SECTOR 2	SECTOR 3	LAP TIME	MPH	DIFF	TIME OF DAY
1 -	54.321	1:32.208	32.341	2:58.870	73.67	2.681	09:03:53.334
2 -	53.663	1:31.829	32.420	2:57.912 (3)	74.06	1.723	09:06:51.246
3 -	53.547	1:31.635	32.390	2:57.572 (2)	74.21	1.383	09:09:48.818
4 -	1:01.679	1:50.756	32.342	3:24.777	64.35	28.588	09:13:13.595
5 -	53.219	1:30.732	32.238	2:56.189 (1)	74.79		09:16:09.784

P2		97 White		Cal SHORT		Caterham Academy	
IDEAL LAP TIME : 2:58.310		BEST LAP TIME : 2:58.310		DIFFERENCE : 0.000			
LAP	SECTOR 1	SECTOR 2	SECTOR 3	LAP TIME	MPH	DIFF	TIME OF DAY
1 -	59.605	1:39.972	33.448	3:13.025	68.26	14.715	09:04:52.628
2 -	55.420	1:35.811	32.753	3:03.984	71.62	5.674	09:07:56.612
3 -	54.996	1:34.076	32.654	3:01.726 (3)	72.51	3.416	09:10:58.338
4 -	54.120	1:34.248	32.300	3:00.668 (2)	72.93	2.358	09:13:59.006
5 -	53.534	1:33.074	31.702	2:58.310 (1)	73.90		09:16:57.316

P3		33 Green		Brian THORNTON		Caterham Academy	
IDEAL LAP TIME : 2:59.135		BEST LAP TIME : 2:59.777		DIFFERENCE : 0.642			
LAP	SECTOR 1	SECTOR 2	SECTOR 3	LAP TIME	MPH	DIFF	TIME OF DAY
1 -	55.678	1:34.467	34.827	3:04.972	71.24	5.195	09:04:01.893
2 -	54.452	1:33.777	32.380	3:00.609 (3)	72.96	0.832	09:07:02.502
3 -	54.874	1:34.319	32.467	3:01.660	72.54	1.883	09:10:04.162
4 -	54.467	1:32.988	32.322	2:59.777 (1)	73.30		09:13:03.939
5 -	53.825	1:34.129	32.359	3:00.313 (2)	73.08	0.536	09:16:04.252

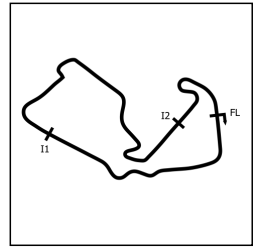
P4		27 Green		Jeremy SKELTON		Caterham Academy	
IDEAL LAP TIME : 3:00.064		BEST LAP TIME : 3:00.064		DIFFERENCE : 0.000			
LAP	SECTOR 1	SECTOR 2	SECTOR 3	LAP TIME	MPH	DIFF	TIME OF DAY
1 -	1:00.013	1:40.681	33.435	3:14.129	67.88	14.065	09:04:54.346
2 -	57.030	1:38.236	33.770	3:09.036 (3)	69.71	8.972	09:08:03.382
3 -	55.217	1:33.445	32.875	3:01.537 (2)	72.59	1.473	09:11:04.919
4 -	54.596	1:33.249	32.219	3:00.064 (1)	73.18		09:14:04.983
5 -	55.546	1:48.695	32.319	3:16.560	67.04	16.496	09:17:21.543

P5		46 Green		James HALL		Caterham Academy	
IDEAL LAP TIME : 3:00.071		BEST LAP TIME : 3:00.417		DIFFERENCE : 0.346			
LAP	SECTOR 1	SECTOR 2	SECTOR 3	LAP TIME	MPH	DIFF	TIME OF DAY
1 -	55.617	1:35.531	32.620	3:03.768	71.70	3.351	09:04:21.551
2 -	54.756	1:35.183	33.077	3:03.016	72.00	2.599	09:07:24.567
3 -	54.759	1:33.379	32.726	3:00.864 (3)	72.86	0.447	09:10:25.431
4 -	54.720	1:33.333	32.464	3:00.517 (2)	73.00	0.100	09:13:25.948
5 -	54.921	1:33.478	32.018	3:00.417 (1)	73.04		09:16:26.365

P6		6 White		Tim HARDCASTLE		Caterham Academy	
IDEAL LAP TIME : 3:00.000		BEST LAP TIME : 3:00.450		DIFFERENCE : 0.450			
LAP	SECTOR 1	SECTOR 2	SECTOR 3	LAP TIME	MPH	DIFF	TIME OF DAY
1 -	55.348	1:34.389	32.958	3:02.695	72.13	2.245	09:03:59.018
2 -	54.965	1:33.818	32.565	3:01.348 (3)	72.66	0.898	09:07:00.366
3 -	54.863	1:33.480	32.461	3:00.804 (2)	72.88	0.354	09:10:01.170
4 -	54.526	1:33.779	32.145	3:00.450 (1)	73.02		09:13:01.620
5 -	54.455	1:57.156	32.065	3:23.676	64.69	23.226	09:16:25.296

2024 Caterham Academy Championship

QUALIFYING - RACE 11 - SECTOR ANALYSIS



SECTOR 1 = FL to I1, SECTOR 2 = I1 to I2, SECTOR 3 = I2 to FL, DIFF = Difference To Personal Best Lap, P = Crossed Finish Line in Pit Lane, D = Time Disallowed

P7 88 White Luciano CARUSO		Caterham Academy					
IDEAL LAP TIME : 2:59.755		BEST LAP TIME : 3:00.895		DIFFERENCE : 1.140			
LAP	SECTOR 1	SECTOR 2	SECTOR 3	LAP TIME	MPH	DIFF	TIME OF DAY
1 -	58.015	1:36.174	33.585	3:07.774	70.17	6.879	09:04:15.270
2 -	57.072	1:38.111	32.600	3:07.783	70.17	6.888	09:07:23.053
3 -	56.321	1:35.584	32.853	3:04.758 (3)	71.32	3.863	09:10:27.811
4 -	55.105	1:33.404	32.386	3:00.895 (1)	72.84		09:13:28.706
5 -	54.381	1:34.601	31.970	3:00.952 (2)	72.82	0.057	09:16:29.658

P8 15 White Nick SAMPSON		Caterham Academy					
IDEAL LAP TIME : 3:00.399		BEST LAP TIME : 3:00.938		DIFFERENCE : 0.539			
LAP	SECTOR 1	SECTOR 2	SECTOR 3	LAP TIME	MPH	DIFF	TIME OF DAY
1 -	58.289	1:36.381	33.507	3:08.177	70.02	7.239	09:04:14.675
2 -	57.230	1:35.381	32.953	3:05.564	71.01	4.626	09:07:20.239
3 -	54.834	1:34.226	32.883	3:01.943 (2)	72.42	1.005	09:10:22.182
4 -	54.630	1:33.613	32.695	3:00.938 (1)	72.83		09:13:23.120
5 -	55.197	1:35.380	32.156	3:02.733 (3)	72.11	1.795	09:16:25.853

P9 21 Green Alex COOMBES		Caterham Academy					
IDEAL LAP TIME : 2:59.986		BEST LAP TIME : 3:01.046		DIFFERENCE : 1.060			
LAP	SECTOR 1	SECTOR 2	SECTOR 3	LAP TIME	MPH	DIFF	TIME OF DAY
1 -	55.340	1:33.570	33.238	3:02.148	72.34	1.102	09:03:57.926
2 -	54.485	1:34.260	33.078	3:01.823	72.47	0.777	09:06:59.749
3 -	55.310	1:32.843	32.893	3:01.046 (1)	72.78		09:10:00.795
4 -	54.442	1:34.026	33.057	3:01.525 (2)	72.59	0.479	09:13:02.320
5 -	54.314	1:34.472	32.829	3:01.615 (3)	72.55	0.569	09:16:03.935

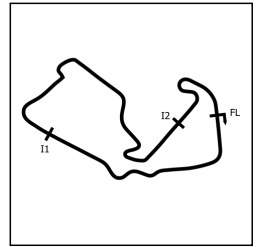
P10 8 Green Ben SNAPE		Caterham Academy					
IDEAL LAP TIME : 3:00.887		BEST LAP TIME : 3:01.175		DIFFERENCE : 0.288			
LAP	SECTOR 1	SECTOR 2	SECTOR 3	LAP TIME	MPH	DIFF	TIME OF DAY
1 -	55.989	1:35.530	32.488	3:04.007	71.61	2.832	09:03:54.946
2 -	54.719	1:34.914	32.491	3:02.124 (2)	72.35	0.949	09:06:57.070
3 -	55.045	1:34.680	33.083	3:02.808 (3)	72.08	1.633	09:09:59.878
4 -	54.822	1:33.680	32.673	3:01.175 (1)	72.73		09:13:01.053
5 -	54.788	1:35.411	32.838	3:03.037	71.99	1.862	09:16:04.090

P11 7 Green Sam PARKER		Caterham Academy					
IDEAL LAP TIME : 3:01.179		BEST LAP TIME : 3:01.427		DIFFERENCE : 0.248			
LAP	SECTOR 1	SECTOR 2	SECTOR 3	LAP TIME	MPH	DIFF	TIME OF DAY
1 -	56.851	1:36.330	34.413	3:07.594	70.24	6.167	09:03:56.757
2 -	55.660	1:35.976	33.042	3:04.678	71.35	3.251	09:07:01.435
3 -	55.691	1:35.394	32.949	3:04.034 (3)	71.60	2.607	09:10:05.469
4 -	54.631	1:34.651	33.041	3:02.323 (2)	72.27	0.896	09:13:07.792
5 -	54.879	1:33.898	32.650	3:01.427 (1)	72.63		09:16:09.219

P12 10 Green Aaron OLIVER		Caterham Academy					
IDEAL LAP TIME : 3:01.425		BEST LAP TIME : 3:01.492		DIFFERENCE : 0.067			
LAP	SECTOR 1	SECTOR 2	SECTOR 3	LAP TIME	MPH	DIFF	TIME OF DAY
1 -	56.521	1:34.600	32.997	3:04.118	71.57	2.626	09:03:52.406
2 -	56.391	1:34.037	33.087	3:03.515 (3)	71.80	2.023	09:06:55.921
3 -	55.933	1:35.639	33.090	3:04.662	71.36	3.170	09:10:00.583
4 -	54.960	1:35.043	32.778	3:02.781 (2)	72.09	1.289	09:13:03.364
5 -	54.610	1:34.066	32.816	3:01.492 (1)	72.60		09:16:04.856

2024 Caterham Academy Championship

QUALIFYING - RACE 11 - SECTOR ANALYSIS



SECTOR 1 = FL to I1, SECTOR 2 = I1 to I2, SECTOR 3 = I2 to FL, DIFF = Difference To Personal Best Lap, P = Crossed Finish Line in Pit Lane, D = Time Disallowed

P13 96 White Charles HARRIS		Caterham Academy					
IDEAL LAP TIME : 3:01.648		BEST LAP TIME : 3:01.648		DIFFERENCE : 0.000			
LAP	SECTOR 1	SECTOR 2	SECTOR 3	LAP TIME	MPH	DIFF	TIME OF DAY
1 -	58.229	1:37.089	34.903	3:10.221	69.27	8.573	09:04:22.677
2 -	55.864	1:35.345	33.651	3:04.860 (2)	71.28	3.212	09:07:27.537
3 -	56.180	1:38.382	33.668	3:08.230 (3)	70.00	6.582	09:10:35.767
4 -	57.725	1:37.259	33.311	3:08.295	69.98	6.647	09:13:44.062
5 -	55.394	1:34.111	32.143	3:01.648 (1)	72.54		09:16:45.710

P14 25 Green Louis DARLING		Caterham Academy					
IDEAL LAP TIME : 3:01.507		BEST LAP TIME : 3:01.688		DIFFERENCE : 0.181			
LAP	SECTOR 1	SECTOR 2	SECTOR 3	LAP TIME	MPH	DIFF	TIME OF DAY
1 -	57.621	1:41.342	34.067	3:13.030	68.26	11.342	09:04:42.294
2 -	57.014	1:35.344	33.010	3:05.368	71.08	3.680	09:07:47.662
3 -	55.625	1:35.070	33.689	3:04.384 (3)	71.46	2.696	09:10:52.046
4 -	55.757	1:34.266	32.875	3:02.898 (2)	72.04	1.210	09:13:54.944
5 -	54.873	1:34.447	32.368	3:01.688 (1)	72.52		09:16:56.632

P15 23 White David HALL		Caterham Academy					
IDEAL LAP TIME : 3:01.295		BEST LAP TIME : 3:01.786		DIFFERENCE : 0.491			
LAP	SECTOR 1	SECTOR 2	SECTOR 3	LAP TIME	MPH	DIFF	TIME OF DAY
1 -	57.753	1:37.551	34.354	3:09.658	69.48	7.872	09:04:28.075
2 -	56.271	1:35.536	33.613	3:05.420 (2)	71.06	3.634	09:07:33.495
3 -	57.109	1:38.339	32.796	3:08.244	70.00	6.458	09:10:41.739
4 -	59.697	1:33.736	33.404	3:06.837 (3)	70.53	5.051	09:13:48.576
5 -	55.217	1:34.227	32.342	3:01.786 (1)	72.49		09:16:50.362

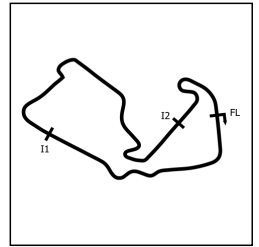
P16 14 White William HARRIS		Caterham Academy					
IDEAL LAP TIME : 3:01.645		BEST LAP TIME : 3:02.025		DIFFERENCE : 0.380			
LAP	SECTOR 1	SECTOR 2	SECTOR 3	LAP TIME	MPH	DIFF	TIME OF DAY
1 -	57.497	1:37.333	33.183	3:08.013	70.08	5.988	09:04:18.677
2 -	56.005	1:36.664	33.425	3:06.094	70.81	4.069	09:07:24.771
3 -	55.585	1:36.164	32.429	3:04.178 (3)	71.54	2.153	09:10:28.949
4 -	54.972	1:34.913	32.140	3:02.025 (1)	72.39		09:13:30.974
5 -	55.223	1:34.533	32.297	3:02.053 (2)	72.38	0.028	09:16:33.027

P17 18 White Paul OGGELSBY		Caterham Academy					
IDEAL LAP TIME : 3:01.125		BEST LAP TIME : 3:02.030		DIFFERENCE : 0.905			
LAP	SECTOR 1	SECTOR 2	SECTOR 3	LAP TIME	MPH	DIFF	TIME OF DAY
1 -	56.358	1:35.654	33.078	3:05.090	71.19	3.060	09:04:09.091
2 -	55.791	1:34.870	32.418	3:03.079 (2)	71.97	1.049	09:07:12.170
3 -	57.764	1:34.634	32.283	3:04.681 (3)	71.35	2.651	09:10:16.851
4 -	54.777	1:34.552	32.701	3:02.030 (1)	72.39		09:13:18.881
5 -	54.290	1:42.221	32.343	3:08.854	69.77	6.824	09:16:27.735

P18 42 White Scott HELME		Caterham Academy					
IDEAL LAP TIME : 3:01.740		BEST LAP TIME : 3:02.155		DIFFERENCE : 0.415			
LAP	SECTOR 1	SECTOR 2	SECTOR 3	LAP TIME	MPH	DIFF	TIME OF DAY
1 -	57.073	1:36.330	33.649	3:07.052	70.44	4.897	09:04:05.880
2 -	55.941	1:34.904	32.819	3:03.664 (3)	71.74	1.509	09:07:09.544
3 -	56.988	1:34.296	33.118	3:04.402	71.46	2.247	09:10:13.946
4 -	54.944	1:34.248	33.187	3:02.379 (2)	72.25	0.224	09:13:16.325
5 -	55.278	1:33.977	32.900	3:02.155 (1)	72.34		09:16:18.480

2024 Caterham Academy Championship

QUALIFYING - RACE 11 - SECTOR ANALYSIS



SECTOR 1 = FL to I1, SECTOR 2 = I1 to I2, SECTOR 3 = I2 to FL, DIFF = Difference To Personal Best Lap, P = Crossed Finish Line in Pit Lane, D = Time Disallowed

P19 71 White Richard HAIGH		Caterham Academy					
IDEAL LAP TIME : 3:02.174		BEST LAP TIME : 3:02.192		DIFFERENCE : 0.018			
LAP	SECTOR 1	SECTOR 2	SECTOR 3	LAP TIME	MPH	DIFF	TIME OF DAY
1 -	57.733	1:38.144	33.862	3:09.739	69.45	7.547	09:04:10.702
2 -	56.619	1:38.870	33.140	3:08.629	69.86	6.437	09:07:19.331
3 -	56.523	1:34.257	33.059	3:03.839 (3)	71.68	1.647	09:10:23.170
4 -	55.492	1:34.789	33.209	3:03.490 (2)	71.81	1.298	09:13:26.660
5 -	55.156	1:34.275	32.761	3:02.192 (1)	72.32		09:16:28.852

P20 12 White Alastair MORTON		Caterham Academy					
IDEAL LAP TIME : 3:02.203		BEST LAP TIME : 3:02.203		DIFFERENCE : 0.000			
LAP	SECTOR 1	SECTOR 2	SECTOR 3	LAP TIME	MPH	DIFF	TIME OF DAY
1 -	56.601	1:36.346	33.454	3:06.401	70.69	4.198	09:04:04.479
2 -	55.751	1:35.708	32.790	3:04.249	71.52	2.046	09:07:08.728
3 -	55.428	1:35.292	33.178	3:03.898 (3)	71.65	1.695	09:10:12.626
4 -	55.463	1:34.737	32.829	3:03.029 (2)	71.99	0.826	09:13:15.655
5 -	55.288	1:34.273	32.642	3:02.203 (1)	72.32		09:16:17.858

P21 24 Green Oliver WHITE		Caterham Academy					
IDEAL LAP TIME : 3:02.210		BEST LAP TIME : 3:02.615		DIFFERENCE : 0.405			
LAP	SECTOR 1	SECTOR 2	SECTOR 3	LAP TIME	MPH	DIFF	TIME OF DAY
1 -	1:03.547	1:44.003	33.240	3:20.790	65.62	18.175	09:04:47.230
2 -	57.743	1:39.392	33.254	3:10.389	69.21	7.774	09:07:57.619
3 -	56.375	1:35.017	33.079	3:04.471 (3)	71.43	1.856	09:11:02.090
4 -	54.777	1:34.767	33.071	3:02.615 (1)	72.16		09:14:04.705
5 -	56.560	1:34.877	32.666	3:04.103 (2)	71.57	1.488	09:17:08.808

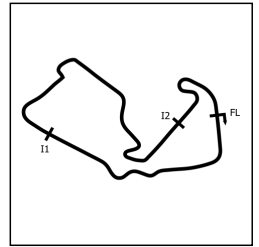
P22 56 Green Dean BURDEN		Caterham Academy					
IDEAL LAP TIME : 3:02.898		BEST LAP TIME : 3:02.898		DIFFERENCE : 0.000			
LAP	SECTOR 1	SECTOR 2	SECTOR 3	LAP TIME	MPH	DIFF	TIME OF DAY
1 -	56.884	1:38.251	33.120	3:08.255	69.99	5.357	09:04:44.692
2 -	55.913	1:35.240	33.012	3:04.165 (2)	71.55	1.267	09:07:48.857
3 -	55.833	1:36.463	33.674	3:05.970 (3)	70.85	3.072	09:10:54.827
4 -	55.440	1:38.302	33.523	3:07.265	70.36	4.367	09:14:02.092
5 -	55.416	1:34.693	32.789	3:02.898 (1)	72.04		09:17:04.990

P23 51 Green Harrison CAVERS		Caterham Academy					
IDEAL LAP TIME : 3:03.069		BEST LAP TIME : 3:03.069		DIFFERENCE : 0.000			
LAP	SECTOR 1	SECTOR 2	SECTOR 3	LAP TIME	MPH	DIFF	TIME OF DAY
1 -	57.592	2:32.161	33.687	4:03.440	54.13	1:00.371	09:05:12.564
2 -	58.670	1:35.511	33.833	3:08.014 (3)	70.08	4.945	09:08:20.578
3 -	55.934	1:35.282	33.055	3:04.271 (2)	71.51	1.202	09:11:24.849
4 -	55.316	1:35.097	32.656	3:03.069 (1)	71.98		09:14:27.918
5 -	55.823	1:39.809	32.738	3:08.370	69.95	5.301	09:17:36.288

P24 77 Green Charlie NEARN		Caterham Academy					
IDEAL LAP TIME : 3:03.591		BEST LAP TIME : 3:03.745		DIFFERENCE : 0.154			
LAP	SECTOR 1	SECTOR 2	SECTOR 3	LAP TIME	MPH	DIFF	TIME OF DAY
1 -	58.475	1:40.316	35.419	3:14.210	67.85	10.465	09:04:27.310
2 -	56.232	1:35.494	34.307	3:06.033 (2)	70.83	2.288	09:07:33.343
3 -	56.676	1:37.650	33.413	3:07.739 (3)	70.19	3.994	09:10:41.082
4 -	55.766	1:34.859	33.120	3:03.745 (1)	71.71		09:13:44.827
5 -	58.583	1:36.472	32.966	3:08.021	70.08	4.276	09:16:52.848

2024 Caterham Academy Championship

QUALIFYING - RACE 11 - SECTOR ANALYSIS



SECTOR 1 = FL to I1, SECTOR 2 = I1 to I2, SECTOR 3 = I2 to FL, DIFF = Difference To Personal Best Lap, P = Crossed Finish Line in Pit Lane, D = Time Disallowed

P25 86 White Craig EVANS		Caterham Academy					
IDEAL LAP TIME : 3:03.405		BEST LAP TIME : 3:03.890		DIFFERENCE : 0.485			
LAP	SECTOR 1	SECTOR 2	SECTOR 3	LAP TIME	MPH	DIFF	TIME OF DAY
1 -	1:01.091	1:40.426	33.497	3:15.014	67.57	11.124	09:04:53.548
2 -	55.998	1:39.531	32.840	3:08.369	69.95	4.479	09:08:01.917
3 -	55.328	1:35.636	33.137	3:04.101 (2)	71.57	0.211	09:11:06.018
4 -	55.406	1:39.412	33.051	3:07.869 (3)	70.14	3.979	09:14:13.887
5 -	55.813	1:35.563	32.514	3:03.890 (1)	71.66		09:17:17.777

P26 58 White James PLATT		Caterham Academy					
IDEAL LAP TIME : 3:04.643		BEST LAP TIME : 3:05.349		DIFFERENCE : 0.706			
LAP	SECTOR 1	SECTOR 2	SECTOR 3	LAP TIME	MPH	DIFF	TIME OF DAY
1 -	57.932	1:36.913	33.587	3:08.432	69.93	3.083	09:04:17.115
2 -	57.291	1:37.668	33.849	3:08.808	69.79	3.459	09:07:25.923
3 -	56.983	1:36.546	33.908	3:07.437 (3)	70.30	2.088	09:10:33.360
4 -	56.651	1:36.356	33.403	3:06.410 (2)	70.69	1.061	09:13:39.770
5 -	56.680	1:34.589	34.080	3:05.349 (1)	71.09		09:16:45.119

P27 20 Green Steve LORRIMAN		Caterham Academy					
IDEAL LAP TIME : 3:05.371		BEST LAP TIME : 3:05.371		DIFFERENCE : 0.000			
LAP	SECTOR 1	SECTOR 2	SECTOR 3	LAP TIME	MPH	DIFF	TIME OF DAY
1 -	1:03.305	1:41.619	34.573	3:19.497	66.05	14.126	09:04:36.402
2 -	57.449	1:36.482	33.833	3:07.764 (2)	70.18	2.393	09:07:44.166
3 -	57.170	1:41.722	37.426	3:16.318	67.12	10.947	09:11:00.484
4 -	56.051	1:36.455	32.865	3:05.371 (1)	71.08		09:14:05.855
5 -	56.442	1:38.404	33.983	3:08.829 (3)	69.78	3.458	09:17:14.684

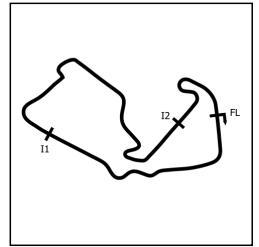
P28 22 White William COOPE		Caterham Academy					
IDEAL LAP TIME : 3:04.019		BEST LAP TIME : 3:05.513		DIFFERENCE : 1.494			
LAP	SECTOR 1	SECTOR 2	SECTOR 3	LAP TIME	MPH	DIFF	TIME OF DAY
1 -	1:03.509	1:59.139	35.038	3:37.686	60.53	32.173	09:05:24.176
2 -	56.040	1:36.993	33.667	3:06.700 (2)	70.58	1.187	09:08:30.876
3 -	56.854	1:37.542	33.222	3:07.618	70.23	2.105	09:11:38.494
4 -	57.055	1:36.944	33.538	3:07.537 (3)	70.26	2.024	09:14:46.031
5 -	57.534	1:34.984	32.995	3:05.513 (1)	71.03		09:17:51.544

P29 17 Green Daniel CRAWLEY		Caterham Academy					
IDEAL LAP TIME : 3:05.746		BEST LAP TIME : 3:05.746		DIFFERENCE : 0.000			
LAP	SECTOR 1	SECTOR 2	SECTOR 3	LAP TIME	MPH	DIFF	TIME OF DAY
1 -	1:01.249	1:44.699	33.961	3:19.909	65.91	14.163	09:04:44.658
2 -	59.912	1:39.052	33.777	3:12.741	68.37	6.995	09:07:57.399
3 -	56.580	1:37.965	33.933	3:08.478 (2)	69.91	2.732	09:11:05.877
4 -	56.670	1:37.609	34.416	3:08.695 (3)	69.83	2.949	09:14:14.572
5 -	55.581	1:37.393	32.772	3:05.746 (1)	70.94		09:17:20.318

P30 69 White Eduardo PONTES		Caterham Academy					
IDEAL LAP TIME : 3:06.110		BEST LAP TIME : 3:06.110		DIFFERENCE : 0.000			
LAP	SECTOR 1	SECTOR 2	SECTOR 3	LAP TIME	MPH	DIFF	TIME OF DAY
1 -	59.712	1:47.402	35.150	3:22.264	65.15	16.154	09:05:16.167
2 -	58.714	1:42.085	35.181	3:15.980	67.24	9.870	09:08:32.147
3 -	57.742	1:40.559	33.552	3:11.853 (3)	68.68	5.743	09:11:44.000
4 -	56.449	1:39.944	33.361	3:09.754 (2)	69.44	3.644	09:14:53.754
5 -	56.431	1:36.422	33.257	3:06.110 (1)	70.80		09:17:59.864

2024 Caterham Academy Championship

QUALIFYING - RACE 11 - SECTOR ANALYSIS



SECTOR 1 = FL to I1, SECTOR 2 = I1 to I2, SECTOR 3 = I2 to FL, DIFF = Difference To Personal Best Lap, P = Crossed Finish Line in Pit Lane, D = Time Disallowed

P31 92 White		Greg VAN DER GAAST		Caterham Academy			
IDEAL LAP TIME : 3:06.618		BEST LAP TIME : 3:06.618		DIFFERENCE : 0.000			
LAP	SECTOR 1	SECTOR 2	SECTOR 3	LAP TIME	MPH	DIFF	TIME OF DAY
1 -	1:00.125	1:44.487	36.569	3:21.181	65.50	14.563	09:04:43.691
2 -	1:00.759	1:41.478	33.485	3:15.722	67.32	9.104	09:07:59.413
3 -	57.387	1:37.732	34.157	3:09.276 (3)	69.62	2.658	09:11:08.689
4 -	57.284	1:36.852	34.134	3:08.270 (2)	69.99	1.652	09:14:16.959
5 -	56.498	1:36.818	33.302	3:06.618 (1)	70.61		09:17:23.577

P32 38 Green		Jimmy WAI		Caterham Academy			
IDEAL LAP TIME : 3:07.114		BEST LAP TIME : 3:07.326		DIFFERENCE : 0.212			
LAP	SECTOR 1	SECTOR 2	SECTOR 3	LAP TIME	MPH	DIFF	TIME OF DAY
1 -	1:03.832	1:51.517	35.206	3:30.555	62.58	23.229	09:05:15.563
2 -	58.787	1:38.382	34.254	3:11.423 (3)	68.84	4.097	09:08:26.986
3 -	58.112	1:40.037	33.958	3:12.107	68.59	4.781	09:11:39.093
4 -	56.830	1:39.159	33.088	3:09.077 (2)	69.69	1.751	09:14:48.170
5 -	56.743	1:37.283	33.300	3:07.326 (1)	70.34		09:17:55.496

P33 36 White		Chris BUCK		Caterham Academy			
IDEAL LAP TIME : 3:07.252		BEST LAP TIME : 3:07.436		DIFFERENCE : 0.184			
LAP	SECTOR 1	SECTOR 2	SECTOR 3	LAP TIME	MPH	DIFF	TIME OF DAY
1 -	58.531	1:38.326	34.828	3:11.685	68.74	4.249	09:04:13.957
2 -	58.165	1:38.794	34.203	3:11.162	68.93	3.726	09:07:25.119
3 -	57.374	1:38.857	34.202	3:10.433 (3)	69.19	2.997	09:10:35.552
4 -	57.066	1:37.302	33.941	3:08.309 (2)	69.97	0.873	09:13:43.861
5 -	57.250	1:37.001	33.185	3:07.436 (1)	70.30		09:16:51.297

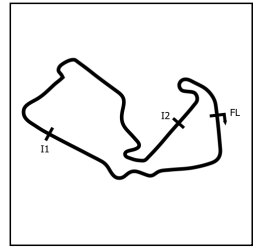
P34 5 White		Stephen HARRIS		Caterham Academy			
IDEAL LAP TIME : 3:08.137		BEST LAP TIME : 3:09.279		DIFFERENCE : 1.142			
LAP	SECTOR 1	SECTOR 2	SECTOR 3	LAP TIME	MPH	DIFF	TIME OF DAY
1 -	1:02.571	1:40.088	33.823	3:16.482	67.06	7.203	09:04:32.772
2 -	57.469	1:37.896	33.914	3:09.279 (1)	69.62		09:07:42.051
3 -	58.031	1:37.585	34.325	3:09.941 (2)	69.37	0.662	09:10:51.992
4 -	57.922	1:39.278	35.096	3:12.296	68.52	3.017	09:14:04.288
5 -	57.306	1:41.413	33.246	3:11.965 (3)	68.64	2.686	09:17:16.253

P35 19 Green		Chris MORLING		Caterham Academy			
IDEAL LAP TIME : 3:09.293		BEST LAP TIME : 3:09.387		DIFFERENCE : 0.094			
LAP	SECTOR 1	SECTOR 2	SECTOR 3	LAP TIME	MPH	DIFF	TIME OF DAY
1 -	1:03.375	1:48.223	34.614	3:26.212	63.90	16.825	09:05:07.230
2 -	59.347	1:39.564	34.875	3:13.786 (2)	68.00	4.399	09:08:21.016
3 -	1:00.330	1:45.953	34.609	3:20.892	65.59	11.505	09:11:41.908
4 -	57.027	1:42.604	34.707	3:14.338 (3)	67.80	4.951	09:14:56.246
5 -	57.121	1:38.050	34.216	3:09.387 (1)	69.58		09:18:05.633

P36 16 White		Benoit CARNE		Caterham Academy			
IDEAL LAP TIME : 3:09.107		BEST LAP TIME : 3:09.433		DIFFERENCE : 0.326			
LAP	SECTOR 1	SECTOR 2	SECTOR 3	LAP TIME	MPH	DIFF	TIME OF DAY
1 -	1:00.734	1:45.727	34.499	3:20.960	65.57	11.527	09:04:47.023
2 -	59.509	1:44.202	34.611	3:18.322 (3)	66.44	8.889	09:08:05.345
3 -	1:00.807	1:43.417	36.513	3:20.737	65.64	11.304	09:11:26.082
4 -	57.562	1:38.302	33.569	3:09.433 (1)	69.56		09:14:35.515
5 -	58.424	1:37.976	33.958	3:10.358 (2)	69.22	0.925	09:17:45.873

2024 Caterham Academy Championship

QUALIFYING - RACE 11 - SECTOR ANALYSIS



SECTOR 1 = FL to I1, SECTOR 2 = I1 to I2, SECTOR 3 = I2 to FL, DIFF = Difference To Personal Best Lap, P = Crossed Finish Line in Pit Lane, D = Time Disallowed

P37		94 White		Alex TRIMNELL		Caterham Academy	
IDEAL LAP TIME : 3:08.973		BEST LAP TIME : 3:09.791		DIFFERENCE : 0.818			
LAP	SECTOR 1	SECTOR 2	SECTOR 3	LAP TIME	MPH	DIFF	TIME OF DAY
1 -	58.097	1:37.959	33.811	3:09.867 (2)	69.40	0.076	09:04:07.431
2 -	57.798	1:45.616	33.524	3:16.938	66.91	7.147	09:07:24.369
3 -	57.637	1:43.897	35.178	3:16.712	66.99	6.921	09:10:41.081
4 -	58.196	1:39.898	34.491	3:12.585 (3)	68.42	2.794	09:13:53.666
5 -	58.051	1:37.812	33.928	3:09.791 (1)	69.43		09:17:03.457

P38		60 Green		Mark STANCER		Caterham Academy	
IDEAL LAP TIME : 3:10.081		BEST LAP TIME : 3:10.491		DIFFERENCE : 0.410			
LAP	SECTOR 1	SECTOR 2	SECTOR 3	LAP TIME	MPH	DIFF	TIME OF DAY
1 -	1:00.925	1:45.812	36.268	3:23.005	64.91	12.514	09:04:46.640
2 -	58.790	1:44.131	35.004	3:17.925 (3)	66.57	7.434	09:08:04.565
3 -	1:01.161	1:41.524	46.115	3:28.800	63.11	18.309	09:11:33.365
4 -	58.429	1:39.416	34.601	3:12.446 (2)	68.47	1.955	09:14:45.811
5 -	58.839	1:37.655	33.997	3:10.491 (1)	69.17		09:17:56.302

P39		44 Green		Andrew DAVISON		Caterham Academy	
IDEAL LAP TIME : 3:10.515		BEST LAP TIME : 3:10.515		DIFFERENCE : 0.000			
LAP	SECTOR 1	SECTOR 2	SECTOR 3	LAP TIME	MPH	DIFF	TIME OF DAY
1 -	1:05.183	1:55.194	38.958	3:39.335	60.08	28.820	09:05:35.907
2 -	58.948	1:40.574	35.366	3:14.888	67.61	4.373	09:08:50.795
3 -	58.537	1:40.983	35.310	3:14.830 (3)	67.63	4.315	09:12:05.625
4 -	59.212	1:38.764	35.264	3:13.240 (2)	68.19	2.725	09:15:18.865
5 -	57.569	1:38.472	34.474	3:10.515 (1)	69.16		09:18:29.380

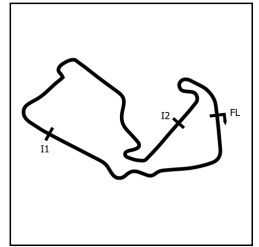
P40		9 Green		Wayne HOWELL		Caterham Academy	
IDEAL LAP TIME : 3:09.253		BEST LAP TIME : 3:11.389		DIFFERENCE : 2.136			
LAP	SECTOR 1	SECTOR 2	SECTOR 3	LAP TIME	MPH	DIFF	TIME OF DAY
1 -	1:01.010	1:43.112	35.091	3:19.213	66.14	7.824	09:04:24.891
2 -	58.712	1:40.841	35.300	3:14.853	67.62	3.464	09:07:39.744
3 -	57.970	1:38.394	35.137	3:11.501 (2)	68.81	0.112	09:10:51.245
4 -	57.451	1:40.130	34.949	3:12.530 (3)	68.44	1.141	09:14:03.775
5 -	56.826	1:40.530	34.033	3:11.389 (1)	68.85		09:17:15.164

P41		2 White		Charles CHAPMAN		Caterham Academy	
IDEAL LAP TIME : 3:12.919		BEST LAP TIME : 3:12.993		DIFFERENCE : 0.074			
LAP	SECTOR 1	SECTOR 2	SECTOR 3	LAP TIME	MPH	DIFF	TIME OF DAY
1 -	1:02.958	1:52.606	35.179	3:30.743	62.53	17.750	09:05:19.257
2 -	1:00.106	1:49.083	34.601	3:23.790 (2)	64.66	10.797	09:08:43.047
3 -	58.426	1:55.049	35.201	3:28.676 (3)	63.14	15.683	09:12:11.723
4 -	57.627	1:40.691	34.675	3:12.993 (1)	68.28		09:15:24.716

P42		32 White		Ivan SEARLE		Caterham Academy	
IDEAL LAP TIME : 3:12.448		BEST LAP TIME : 3:13.143		DIFFERENCE : 0.695			
LAP	SECTOR 1	SECTOR 2	SECTOR 3	LAP TIME	MPH	DIFF	TIME OF DAY
1 -	1:03.610	1:47.556	36.480	3:27.646	63.46	14.503	09:05:13.739
2 -	1:00.423	1:41.671	34.897	3:16.991	66.89	3.848	09:08:30.730
3 -	58.951	1:40.754	35.387	3:15.092 (3)	67.54	1.949	09:11:45.822
4 -	58.808	1:40.879	35.058	3:14.745 (2)	67.66	1.602	09:15:00.567
5 -	58.674	1:38.877	35.592	3:13.143 (1)	68.22		09:18:13.710

2024 Caterham Academy Championship

QUALIFYING - RACE 11 - SECTOR ANALYSIS



SECTOR 1 = FL to I1, SECTOR 2 = I1 to I2, SECTOR 3 = I2 to FL, DIFF = Difference To Personal Best Lap, P = Crossed Finish Line in Pit Lane, D = Time Disallowed

P43		4 Green		Alistair KINNEAR		Caterham Academy	
IDEAL LAP TIME : 3:11.498		BEST LAP TIME : 3:13.261		DIFFERENCE : 1.763			
LAP	SECTOR 1	SECTOR 2	SECTOR 3	LAP TIME	MPH	DIFF	TIME OF DAY
1 -	1:05.624	1:51.620	36.232	3:33.476	61.72	20.215	09:05:11.578
2 -	1:03.821	1:42.222	35.362	3:21.405	65.42	8.144	09:08:32.983
3 -	58.219	1:39.819	35.223	3:13.261 (1)	68.18		09:11:46.244
4 -	59.155	1:40.591	34.791	3:14.537 (3)	67.73	1.276	09:15:00.781
5 -	56.888	1:40.212	36.178	3:13.278 (2)	68.18	0.017	09:18:14.059

P44		47 White		Gary FRY		Caterham Academy	
IDEAL LAP TIME : 3:15.238		BEST LAP TIME : 3:16.063		DIFFERENCE : 0.825			
LAP	SECTOR 1	SECTOR 2	SECTOR 3	LAP TIME	MPH	DIFF	TIME OF DAY
1 -	1:00.280	1:45.043	35.822	3:21.145 (2)	65.51	5.082	09:04:42.301
2 -	1:01.625	1:44.820	35.285	3:21.730 (3)	65.32	5.667	09:08:04.031
3 -	1:08.355	1:41.072	35.805	3:25.232	64.20	9.169	09:11:29.263
4 -	1:01.361	1:51.640	34.780	3:27.781	63.42	11.718	09:14:57.044
5 -	59.905	1:40.553	35.605	3:16.063 (1)	67.21		09:18:13.107

P45		29 Green		Scott DARLING		Caterham Academy	
IDEAL LAP TIME : 3:16.351		BEST LAP TIME : 3:16.351		DIFFERENCE : 0.000			
LAP	SECTOR 1	SECTOR 2	SECTOR 3	LAP TIME	MPH	DIFF	TIME OF DAY
1 -	1:05.982	1:51.569	35.865	3:33.416	61.74	17.065	09:05:10.599
2 -	1:05.144	1:43.400	35.830	3:24.374	64.47	8.023	09:08:34.973
3 -	59.126	1:42.001	35.224	3:16.351 (1)	67.11		09:11:51.324
4 -	1:01.871	1:44.324	37.050	3:23.245 (3)	64.83	6.894	09:15:14.569
5 -	1:02.018	1:43.835	35.976	3:21.829 (2)	65.29	5.478	09:18:36.398

P46		26 White		Zena AL-JALILI		Caterham Academy	
IDEAL LAP TIME : 3:16.675		BEST LAP TIME : 3:18.700		DIFFERENCE : 2.025			
LAP	SECTOR 1	SECTOR 2	SECTOR 3	LAP TIME	MPH	DIFF	TIME OF DAY
1 -	1:05.338	1:52.794	37.574	3:35.706	61.09	17.006	09:05:28.653
2 -	59.973	1:43.176	35.551	3:18.700 (1)	66.32		09:08:47.353
3 -	1:00.921	1:44.063	35.436	3:20.420 (3)	65.75	1.720	09:12:07.773
4 -	1:00.872	1:41.266	36.754	3:18.892 (2)	66.25	0.192	09:15:26.665

P47		52 Green		Chris HIX		Caterham Academy	
IDEAL LAP TIME : 3:16.682		BEST LAP TIME : 3:19.628		DIFFERENCE : 2.946			
LAP	SECTOR 1	SECTOR 2	SECTOR 3	LAP TIME	MPH	DIFF	TIME OF DAY
1 -	1:02.424	1:43.109	35.467	3:21.000 (2)	65.56	1.372	09:04:52.942
2 -	1:10.479	1:41.537	35.480	3:27.496 (3)	63.50	7.868	09:08:20.438
3 -	1:01.294	1:44.399	33.935	3:19.628 (1)	66.01		09:11:40.066
4 -	1:29.101	1:41.453	34.842	3:45.396	58.46	25.768	09:15:25.462

P48		99 White		Oliver PLUNKETT		Caterham Academy	
IDEAL LAP TIME : 3:22.446		BEST LAP TIME : 3:22.446		DIFFERENCE : 0.000			
LAP	SECTOR 1	SECTOR 2	SECTOR 3	LAP TIME	MPH	DIFF	TIME OF DAY
1 -	1:05.261	2:10.327	40.305	3:55.893	55.86	33.447	09:05:32.129
2 -	1:04.005	1:48.567	38.053	3:30.625 (3)	62.56	8.179	09:09:02.754
3 -	1:03.277	1:48.772	37.425	3:29.474 (2)	62.90	7.028	09:12:32.228
4 -	1:01.138	1:44.252	37.056	3:22.446 (1)	65.09		09:15:54.674

2024 Caterham Academy Championship

QUALIFYING - RACE 11 - BEST SECTORS

SECTOR 1			SECTOR 2			SECTOR 3			IDEAL / BEST COMPARISON						
POS	NO	NAME	TIME	NO	NAME	TIME	NO	NAME	TIME	POS	NO	NAME	IDEAL	BEST	DIFF
												PERFECT LAP	2:55.653		
1	3	VAN DYKE	53.219	3	VAN DYKE	1:30.732	97	SHORT	31.702	1	3	VAN DYKE	2:56.189	2:56.189	0.000
2	97	SHORT	53.534	21	COOMBES	1:32.843	88	CARUSO	31.970	2	97	SHORT	2:58.310	2:58.310	0.000
3	33	THORNTON	53.825	33	THORNTON	1:32.988	46	HALL	32.018	3	33	THORNTON	2:59.135	2:59.777	0.642
4	18	OGGELSBY	54.290	97	SHORT	1:33.074	6	HARDCASTLE	32.065	4	88	CARUSO	2:59.755	3:00.895	1.140
5	21	COOMBES	54.314	27	SKELTON	1:33.249	14	HARRIS	32.140	5	21	COOMBES	2:59.986	3:01.046	1.060
6	88	CARUSO	54.381	46	HALL	1:33.333	96	HARRIS	32.143	6	6	HARDCASTLE	3:00.000	3:00.450	0.450
7	6	HARDCASTLE	54.455	88	CARUSO	1:33.404	15	SAMPSON	32.156	7	27	SKELTON	3:00.064	3:00.064	0.000
8	27	SKELTON	54.596	6	HARDCASTLE	1:33.480	27	SKELTON	32.219	8	46	HALL	3:00.071	3:00.417	0.346
9	10	OLIVER	54.610	15	SAMPSON	1:33.613	3	VAN DYKE	32.238	9	15	SAMPSON	3:00.399	3:00.938	0.539
10	15	SAMPSON	54.630	8	SNAPE	1:33.680	18	OGGELSBY	32.283	10	8	SNAPE	3:00.887	3:01.175	0.288
11	7	PARKER	54.631	23	HALL	1:33.736	33	THORNTON	32.322	11	18	OGGELSBY	3:01.125	3:02.030	0.905
12	8	SNAPE	54.719	7	PARKER	1:33.898	23	HALL	32.342	12	7	PARKER	3:01.179	3:01.427	0.248
13	46	HALL	54.720	42	HELME	1:33.977	25	DARLING	32.368	13	23	HALL	3:01.295	3:01.786	0.491
14	24	WHITE	54.777	10	OLIVER	1:34.037	8	SNAPE	32.488	14	10	OLIVER	3:01.425	3:01.492	0.067
15	25	DARLING	54.873	96	HARRIS	1:34.111	86	EVANS	32.514	15	25	DARLING	3:01.507	3:01.688	0.181
16	42	HELME	54.944	71	HAIGH	1:34.257	12	MORTON	32.642	16	14	HARRIS	3:01.645	3:02.025	0.380
17	14	HARRIS	54.972	25	DARLING	1:34.266	7	PARKER	32.650	17	96	HARRIS	3:01.648	3:01.648	0.000
18	71	HAIGH	55.156	12	MORTON	1:34.273	51	CAVERS	32.656	18	42	HELME	3:01.740	3:02.155	0.415
19	23	HALL	55.217	14	HARRIS	1:34.533	24	WHITE	32.666	19	71	HAIGH	3:02.174	3:02.192	0.018
20	12	MORTON	55.288	18	OGGELSBY	1:34.552	71	HAIGH	32.761	20	12	MORTON	3:02.203	3:02.203	0.000
21	51	CAVERS	55.316	58	PLATT	1:34.589	17	CRAWLEY	32.772	21	24	WHITE	3:02.210	3:02.615	0.405
22	86	EVANS	55.328	56	BURDEN	1:34.693	10	OLIVER	32.778	22	56	BURDEN	3:02.898	3:02.898	0.000
23	96	HARRIS	55.394	24	WHITE	1:34.767	56	BURDEN	32.789	23	51	CAVERS	3:03.069	3:03.069	0.000
24	56	BURDEN	55.416	77	NEARN	1:34.859	42	HELME	32.819	24	86	EVANS	3:03.405	3:03.890	0.485
25	17	CRAWLEY	55.581	22	COOPE	1:34.984	21	COOMBES	32.829	25	77	NEARN	3:03.591	3:03.745	0.154
26	77	NEARN	55.766	51	CAVERS	1:35.097	20	LORRIMAN	32.865	26	22	COOPE	3:04.019	3:05.513	1.494
27	22	COOPE	56.040	86	EVANS	1:35.563	77	NEARN	32.966	27	58	PLATT	3:04.643	3:05.349	0.706
28	20	LORRIMAN	56.051	69	PONTES	1:36.422	22	COOPE	32.995	28	20	LORRIMAN	3:05.371	3:05.371	0.000
29	69	PONTES	56.431	20	LORRIMAN	1:36.455	38	WAI	33.088	29	17	CRAWLEY	3:05.746	3:05.746	0.000
30	92	VAN DER GAAST	56.498	92	VAN DER GAAST	1:36.818	36	BUCK	33.185	30	69	PONTES	3:06.110	3:06.110	0.000
31	58	PLATT	56.651	36	BUCK	1:37.001	5	HARRIS	33.246	31	92	VAN DER GAAST	3:06.618	3:06.618	0.000
32	38	WAI	56.743	38	WAI	1:37.283	69	PONTES	33.257	32	38	WAI	3:07.114	3:07.326	0.212
33	9	HOWELL	56.826	17	CRAWLEY	1:37.393	92	VAN DER GAAST	33.302	33	36	BUCK	3:07.252	3:07.436	0.184
34	4	KINNEAR	56.888	5	HARRIS	1:37.585	58	PLATT	33.403	34	5	HARRIS	3:08.137	3:09.279	1.142
35	19	MORLING	57.027	60	STANCER	1:37.655	94	TRIMNELL	33.524	35	94	TRIMNELL	3:08.973	3:09.791	0.818
36	36	BUCK	57.066	94	TRIMNELL	1:37.812	16	CARNE	33.569	36	16	CARNE	3:09.107	3:09.433	0.326
37	5	HARRIS	57.306	16	CARNE	1:37.976	52	HIX	33.935	37	9	HOWELL	3:09.253	3:11.389	2.136
38	16	CARNE	57.562	19	MORLING	1:38.050	60	STANCER	33.997	38	19	MORLING	3:09.293	3:09.387	0.094
39	44	DAVISON	57.569	9	HOWELL	1:38.394	9	HOWELL	34.033	39	60	STANCER	3:10.081	3:10.491	0.410
40	2	CHAPMAN	57.627	44	DAVISON	1:38.472	19	MORLING	34.216	40	44	DAVISON	3:10.515	3:10.515	0.000
41	94	TRIMNELL	57.637	32	SEARLE	1:38.877	44	DAVISON	34.474	41	4	KINNEAR	3:11.498	3:13.261	1.763
42	60	STANCER	58.429	4	KINNEAR	1:39.819	2	CHAPMAN	34.601	42	32	SEARLE	3:12.448	3:13.143	0.695
43	32	SEARLE	58.674	47	FRY	1:40.553	47	FRY	34.780	43	2	CHAPMAN	3:12.919	3:12.993	0.074
44	29	DARLING	59.126	2	CHAPMAN	1:40.691	4	KINNEAR	34.791	44	47	FRY	3:15.238	3:16.063	0.825
45	47	FRY	59.905	26	AL-JALILI	1:41.266	32	SEARLE	34.897	45	29	DARLING	3:16.351	3:16.351	0.000
46	26	AL-JALILI	59.973	52	HIX	1:41.453	29	DARLING	35.224	46	26	AL-JALILI	3:16.675	3:18.700	2.025
47	99	PLUNKETT	1:01.138	29	DARLING	1:42.001	26	AL-JALILI	35.436	47	52	HIX	3:16.682	3:19.628	2.946
48	52	HIX	1:01.294	99	PLUNKETT	1:44.252	99	PLUNKETT	37.056	48	99	PLUNKETT	3:22.446	3:22.446	0.000

2024 Caterham Academy Championship
QUALIFYING - RACE 11 - BEST SPEEDS

POS	INTERMEDIATE 1			INTERMEDIATE 2			FINISH LINE		
	NO	NAME	MPH	NO	NAME	MPH	NO	NAME	MPH
1									
2									
3									
4									
5									
6									
7									
8									
9									
10									
11									
12									
13									
14									
15									
16									
17									
18									
19									
20									
21									
22									
23									
24									
25									
26									
27									
28									
29									
30									
31									
32									
33									
34									
35									
36									
37									
38									
39									
40									
41									
42									
43									
44									
45									
46									
47									
48									

2024 Caterham Academy Championship

QUALIFYING - RACE 11 - STATISTICS

Competitors Started 48
Planned Start 2024-06-16 @ 09:00:00.000
Actual Start 2024-06-16 @ 09:00:20.508
Finish Time 2024-06-16 @ 09:15:22.596
Track Length 3.6604mi.
Total Laps 236
Total Distance Covered 863.8774mi.

Session Fastest Lap History

NO	CL	NAME	LAP TIME	TIME OF DAY	LAP	VEHICLE
10	Green	Aaron OLIVER	3:04.118	09:03:52.400	1	Caterham Academy
3	Green	Bruno VAN DYKE	2:58.870	09:03:53.329	1	Caterham Academy
3	Green	Bruno VAN DYKE	2:57.912	09:06:51.241	2	Caterham Academy
3	Green	Bruno VAN DYKE	2:57.572	09:09:48.812	3	Caterham Academy
3	Green	Bruno VAN DYKE	2:56.189	09:16:09.779	5	Caterham Academy

Flag History

TYPE	TIME OF DAY
GREEN	09:00:20.508
FINISH	09:15:22.596

Flag Statistics

TYPE	COUNT	TOTAL LAPS	TOTAL TIME
Green	1	5	18:38.430
Red	0	0	0.000
Safety Car	0	0	0.000
FCY	0	0	0.000

2024 Caterham Academy Championship

QUALIFYING - RACE 11 - STATISTICS

CLASS : White

25 Starters

Fastest Lap History

NO	NAME	LAP TIME	TIME OF DAY	LAP	VEHICLE
6	Tim HARDCASTLE	3:02.695	09:03:59.013	1	Caterham Academy
6	Tim HARDCASTLE	3:01.348	09:07:00.361	2	Caterham Academy
6	Tim HARDCASTLE	3:00.804	09:10:01.164	3	Caterham Academy
6	Tim HARDCASTLE	3:00.450	09:13:01.614	4	Caterham Academy
97	Cal SHORT	2:58.310	09:16:57.311	5	Caterham Academy

2024 Caterham Academy Championship

QUALIFYING - RACE 11 - STATISTICS

CLASS : Green

23 Starters

Fastest Lap History

NO	NAME	LAP TIME	TIME OF DAY	LAP	VEHICLE
10	Aaron OLIVER	3:04.118	09:03:52.400	1	Caterham Academy
3	Bruno VAN DYKE	2:58.870	09:03:53.329	1	Caterham Academy
3	Bruno VAN DYKE	2:57.912	09:06:51.241	2	Caterham Academy
3	Bruno VAN DYKE	2:57.572	09:09:48.812	3	Caterham Academy
3	Bruno VAN DYKE	2:56.189	09:16:09.779	5	Caterham Academy

2024 Caterham Academy Championship

RACE 11 - GRID (20 minutes)

ROW 24	48	99 3:22.446 Oliver PLUNKETT	47	52 3:19.628 Chris HIX	
ROW 23		46	26 3:18.700 Zena AL-JALILI	45	29 3:16.351 Scott DARLING
ROW 22	44	47 3:16.063 Gary FRY	43	4 3:13.261 Alistair KINNEAR	
ROW 21		42	32 3:13.143 Ivan SEARLE	41	2 3:12.993 Charles CHAPMAN
ROW 20	40	9 3:11.389 Wayne HOWELL	39	44 3:10.515 Andrew DAVISON	
ROW 19		38	60 3:10.491 Mark STANCER	37	94 3:09.791 Alex TRIMNELL
ROW 18	36	16 3:09.433 Benoit CARNE	35	19 3:09.387 Chris MORLING	
ROW 17		34	5 3:09.279 Stephen HARRIS	33	36 3:07.436 Chris BUCK
ROW 16	32	38 3:07.326 Jimmy WAI	31	92 3:06.618 Greg VAN DER GAAST	
ROW 15		30	69 3:06.110 Eduardo PONTES	29	17 3:05.746 Daniel CRAWLEY
ROW 14	28	22 3:05.513 William COOPE	27	20 3:05.371 Steve LORRIMAN	
ROW 13		26	58 3:05.349 James PLATT	25	86 3:03.890 Craig EVANS
ROW 12	24	77 3:03.745 Charlie NEARN	23	51 3:03.069 Harrison CAVERS	
ROW 11		22	56 3:02.898 Dean BURDEN	21	24 3:02.615 Oliver WHITE
ROW 10	20	12 3:02.203 Alastair MORTON	19	71 3:02.192 Richard HAIGH	
ROW 9		18	42 3:02.155 Scott HELME	17	18 3:02.030 Paul OGGELSBY
ROW 8	16	14 3:02.025 William HARRIS	15	23 3:01.786 David HALL	
ROW 7		14	25 3:01.688 Louis DARLING	13	96 3:01.648 Charles HARRIS
ROW 6	12	10 3:01.492 Aaron OLIVER	11	7 3:01.427 Sam PARKER	
ROW 5		10	8 3:01.175 Ben SNAPE	9	21 3:01.046 Alex COOMBES
ROW 4	8	15 3:00.938 Nick SAMPSON	7	88 3:00.895 Luciano CARUSO	
ROW 3		6	6 3:00.450 Tim HARDCASTLE	5	46 3:00.417 James HALL
ROW 2	4	27 3:00.064 Jeremy SKELTON	3	33 2:59.777 Brian THORNTON	
ROW 1		2	97 2:58.310 Cal SHORT	1	3 2:56.189 Bruno VAN DYKE

Pole



These results are provisional until the conclusion of any judicial and technical matters.

Silverstone GP: 3.6604 miles

Clerk Of Course: Steve Hill

Stewards:

Timekeeper: Lisa Sneader



Results can be found at www.tsl-timing.com

Printed - 09:24 Sunday, 16 June 2024



2024 Caterham Academy Championship

RACE 11 - CLASSIFICATION

Race Distance: 8 Laps / 29.28 miles

POS	NO	CL	PIC	NAME	ENTRY	LAPS	TIME	GAP	DIFF	MPH	BEST	ON	GRD	↑↓
1	3	Green	1	Bruno VAN DYKE	Caterham Academy	8	21:12.360			82.85	2:38.055	8	1	0
2	97	White	1	Cal SHORT	Caterham Academy	8	21:18.624	6.264	6.264	82.44	2:38.196	4	2	0
3	25	Green	2	Louis DARLING	Caterham Academy	8	21:18.630	6.270	0.006	82.44	2:38.449	4	14	11
4	21	Green	3	Alex COOMBES	Caterham Academy	8	21:19.606	7.246	0.976	82.38	2:38.241	8	9	5
5	18	White	2	Paul OGGELSBY	Caterham Academy	8	21:21.348	8.988	1.742	82.27	2:37.462	3	17	12
6	27	Green	4	Jeremy SKELTON	Caterham Academy	8	21:21.815	9.455	0.467	82.24	2:39.104	8	4	-2
7	6	White	3	Tim HARDCASTLE	Caterham Academy	8	21:29.551	17.191	7.736	81.75	2:39.083	4	6	-1
8	88	White	4	Luciano CARUSO	Caterham Academy	8	21:29.655	17.295	0.104	81.74	2:39.167	3	7	-1
9	33	Green	5	Brian THORNTON	Caterham Academy	8	21:30.059	17.699	0.404	81.71	2:38.944	3	3	-6
10	23	White	5	David HALL	Caterham Academy	8	21:30.672	18.312	0.613	81.68	2:38.598	4	15	5
11	15	White	6	Nick SAMPSON	Caterham Academy	8	21:31.035	18.675	0.363	81.65	2:38.712	3	8	-3
12	10	Green	6	Aaron OLIVER	Caterham Academy	8	21:31.697	19.337	0.662	81.61	2:39.768	4	12	0
13	7	Green	7	Sam PARKER	Caterham Academy	8	21:32.146	19.786	0.449	81.58	2:39.567	6	11	-2
14	51	Green	8	Harrison CAVERS	Caterham Academy	8	21:37.033	24.673	4.887	81.27	2:39.116	3	23	9
15	24	Green	9	Oliver WHITE	Caterham Academy	8	21:39.072	26.712	2.039	81.15	2:39.992	2	21	6
16	56	Green	10	Dean BURDEN	Caterham Academy	8	21:39.509	27.149	0.437	81.12	2:40.032	7	22	6
17	14	White	7	William HARRIS	Caterham Academy	8	21:39.655	27.295	0.146	81.11	2:40.121	3	16	-1
18	46	Green	11	James HALL	Caterham Academy	8	21:39.863	27.503	0.208	81.10	2:39.181	3	5	-13
19	36	White	8	Chris BUCK	Caterham Academy	8	21:41.742	29.382	1.879	80.98	2:38.487	4	33	14
20	86	White	9	Craig EVANS	Caterham Academy	8	21:43.479	31.119	1.737	80.87	2:39.194	3	25	5
21	8	Green	12	Ben SNAPE	Caterham Academy	8	21:44.487	32.127	1.008	80.81	2:39.356	7	10	-11
22	42	White	10	Scott HELME	Caterham Academy	8	21:44.506	32.146	0.019	80.81	2:40.738	3	18	-4
23	71	White	11	Richard HAIGH	Caterham Academy	8	21:45.089	32.729	0.583	80.77	2:40.858	3	19	-4
24	96	White	12	Charles HARRIS	Caterham Academy	8	21:45.095	32.735	0.006	80.77	2:40.921	2	13	-11
25	12	White	13	Alastair MORTON	Caterham Academy	8	21:45.235	32.875	0.140	80.76	2:40.784	8	20	-5
26	17	Green	13	Daniel CRAWLEY	Caterham Academy	8	21:51.263	38.903	6.028	80.39	2:40.124	8	29	3
27	38	Green	14	Jimmy WAI	Caterham Academy	8	21:52.471	40.111	1.208	80.32	2:39.530	3	32	5
28	69	White	14	Eduardo PONTES	Caterham Academy	8	21:56.156	43.796	3.685	80.09	2:40.783	4	30	2
29	94	White	15	Alex TRIMNELL	Caterham Academy	8	21:56.287	43.927	0.131	80.09	2:40.752	7	37	8
30	77	Green	15	Charlie NEARN	Caterham Academy	8	21:58.903	46.543	2.616	79.93	2:41.601	3	24	-6
31	20	Green	16	Steve LORRIMAN	Caterham Academy	8	22:07.951	55.591	9.048	79.38	2:42.685	4	27	-4
32	44	Green	17	Andrew DAVISON	Caterham Academy	8	22:29.022	1:16.662	21.071	78.14	2:43.898	4	39	7
33	16	White	16	Benoît CARNE	Caterham Academy	8	22:30.013	1:17.653	0.991	78.08	2:43.828	3	36	3
34	5	White	17	Stephen HARRIS	Caterham Academy	8	22:31.704	1:19.344	1.691	77.99	2:45.871	3	34	0
35	60	Green	18	Mark STANCER	Caterham Academy	8	22:32.012	1:19.652	0.308	77.97	2:45.700	3	38	3
36	22	White	18	William COOPE	Caterham Academy	8	22:36.347	1:23.987	4.335	77.72	2:46.551	2	28	-8
37	19	Green	19	Chris MORLING	Caterham Academy	8	22:37.301	1:24.941	0.954	77.67	2:45.308	8	35	-2
38	58	White	19	James PLATT	Caterham Academy	8	22:37.927	1:25.567	0.626	77.63	2:42.731	8	26	-12
39	9	Green	20	Wayne HOWELL	Caterham Academy	8	22:38.260	1:25.900	0.333	77.61	2:45.876	8	40	1
40	2	White	20	Charles CHAPMAN	Caterham Academy	8	22:48.097	1:35.737	9.837	77.05	2:47.263	8	41	1
41	52	Green	21	Chris HIX	Caterham Academy	8	22:49.007	1:36.647	0.910	77.00	2:46.592	4	47	6
42	47	White	21	Gary FRY	Caterham Academy	8	22:51.480	1:39.120	2.473	76.86	2:48.220	3	44	2
43	26	White	22	Zena AL-JALILI	Caterham Academy	8	22:52.308	1:39.948	0.828	76.82	2:47.613	2	46	3
44	4	Green	22	Alistair KINNEAR	Caterham Academy	8	22:53.136	1:40.776	0.828	76.77	2:48.147	5	43	-1
45	29	Green	23	Scott DARLING	Caterham Academy	8	23:12.163	1:59.803	19.027	75.72	2:49.918	2	45	0
46	99	White	23	Oliver PLUNKETT	Caterham Academy	8	23:28.375	2:16.015	16.212	74.85	2:51.165	2	48	2

NOT CLASSIFIED

DNF	32	White		Ivan SEARLE	Caterham Academy	4	11:17.100	4 Laps	4 Laps	77.84	2:43.549	4	42	
DNF	92	White		Greg VAN DER GAAST	Caterham Academy	3	8:41.479	5 Laps	1 Lap	75.80	2:50.221	3	31	

FASTEST LAP

18	White	Paul OGGELSBY	Caterham Academy	3	2:37.462	83.68 mph	134.68 kph
3	Green	Bruno VAN DYKE	Caterham Academy	8	2:38.055	83.37 mph	134.17 kph

Weather / Track : Bright / Dry

Date: 16/06/2024 Start: 14:33 Finish: 14:54

These results are provisional until the conclusion of any judicial and technical matters.

Silverstone GP: 3.6604 miles

Clerk Of Course: Steve Hill	Stewards:	Timekeeper: Lisa Sneader	
-----------------------------	-----------	--------------------------	--

Results can be found at www.tsl-timing.com

Printed - 14:58 Sunday, 16 June 2024



2024 Caterham Academy Championship

RACE 11 - LAP CHART

LAP 1 @ 14:36:15.325			LAP 2 @ 14:38:54.123			LAP 3 @ 14:41:32.734			LAP 4 @ 14:44:11.285			LAP 5 @ 14:46:49.677		
NO	BEHIND	LAP TIME	NO	BEHIND	LAP TIME	NO	BEHIND	LAP TIME	NO	BEHIND	LAP TIME	NO	BEHIND	LAP TIME
3		2:41.439	3		2:38.798	3		2:38.611	3		2:38.551	3		2:38.392
46	1.550	2:42.989	27	1.980	2:39.127	25	2.469	2:38.837	25	2.367	2:38.449	25	3.602	2:39.627
27	1.651	2:43.090	25	2.243	2:38.467	27	2.844	2:39.475	97	2.681	2:38.196	97	3.729	2:39.440
97	1.800	2:43.239	46	2.685	2:39.933	97	3.036	2:38.801	21	4.399	2:39.122	27	5.659	2:39.140
33	2.052	2:43.491	97	2.846	2:39.844	46	3.255	2:39.181	27	4.911	2:40.618	21	5.970	2:39.963
21	2.200	2:43.639	33	2.987	2:39.733	33	3.320	2:38.944	46	4.994	2:40.290	18	6.454	2:39.065
25	2.574	2:44.013	21	3.507	2:40.105	21	3.828	2:38.932	88	5.503	2:39.831	88	8.309	2:41.198
88	3.155	2:44.594	88	3.667	2:39.310	88	4.223	2:39.167	18	5.781	2:39.908	15	9.923	2:41.410
6	3.756	2:45.195	7	5.170	2:39.918	18	4.424	2:37.462	15	6.905	2:39.009	6	10.500	2:40.743
7	4.050	2:45.489	6	5.443	2:40.485	15	6.447	2:38.712	33	7.934	2:43.165	23	10.917	2:40.070
10	4.901	2:46.340	18	5.573	2:38.015	6	7.617	2:40.785	6	8.149	2:39.083	10	12.540	2:40.653
15	5.861	2:47.300	10	6.098	2:39.995	7	7.718	2:41.159	23	9.239	2:38.598	33	12.771	2:43.229
18	6.356	2:47.795	15	6.346	2:39.283	10	9.062	2:41.575	10	10.279	2:39.768	7	14.234	2:42.103
8	7.061	2:48.500	23	8.556	2:39.554	23	9.192	2:39.247	7	10.523	2:41.356	56	19.423	2:43.826
56	7.325	2:48.764	56	8.775	2:40.248	51	11.474	2:39.116	51	13.904	2:40.981	24	20.212	2:44.319
23	7.800	2:49.239	8	9.180	2:40.917	56	12.124	2:41.960	56	13.989	2:40.416	51	20.299	2:44.787
96	8.058	2:49.497	24	9.976	2:39.992	24	12.475	2:41.110	24	14.285	2:40.361	46	20.312	2:53.710
14	8.756	2:50.195	96	10.181	2:40.921	14	12.823	2:40.121	14	14.726	2:40.454	36	20.447	2:43.810
24	8.782	2:50.221	51	10.969	2:40.622	8	13.676	2:43.107	36	15.029	2:38.487	14	20.691	2:44.357
51	9.145	2:50.584	14	11.313	2:41.355	71	14.280	2:40.858	42	17.331	2:41.375	38	21.100	2:41.645
71	9.910	2:51.349	71	12.033	2:40.921	42	14.507	2:40.738	86	17.679	2:39.855	86	22.004	2:42.717
42	10.037	2:51.476	42	12.380	2:41.141	96	14.957	2:43.387	38	17.847	2:41.139	42	22.734	2:43.795
12	10.727	2:52.166	36	13.436	2:39.605	36	15.093	2:40.268	71	18.231	2:42.502	71	24.009	2:44.170
38	11.952	2:53.391	12	14.334	2:42.405	38	15.259	2:39.530	96	18.761	2:42.355	96	24.192	2:43.823
36	12.629	2:54.068	38	14.340	2:41.186	86	16.375	2:39.194	12	21.500	2:42.367	8	24.808	2:41.521
77	12.702	2:54.141	86	15.792	2:41.647	12	17.684	2:41.961	8	21.679	2:46.554	12	25.870	2:42.762
86	12.943	2:54.382	77	17.364	2:43.460	17	19.771	2:40.862	69	23.997	2:40.783	77	31.267	2:44.810
17	13.320	2:54.759	17	17.520	2:42.998	77	20.354	2:41.601	77	24.849	2:43.046	17	31.577	2:44.875
22	13.590	2:55.029	69	19.394	2:43.259	69	21.765	2:40.982	17	25.094	2:43.874	69	33.764	2:48.159
20	13.810	2:55.249	22	21.343	2:46.551	94	28.015	2:44.751	94	31.860	2:42.396	94	37.188	2:43.720
69	14.933	2:56.372	20	21.436	2:46.424	20	29.294	2:46.469	20	33.428	2:42.685	20	38.080	2:43.044
92	15.765	2:57.204	94	21.875	2:44.790	22	29.565	2:46.833	22	37.969	2:46.955	22	48.187	2:48.610
94	15.883	2:57.322	5	24.010	2:46.188	16	30.769	2:43.828	5	38.801	2:46.082	5	49.192	2:48.783
5	16.620	2:58.059	16	25.552	2:45.045	5	31.270	2:45.871	32	39.701	2:43.549	16	49.759	2:48.173
9	17.950	2:59.389	9	26.109	2:46.957	32	34.703	2:44.055	16	39.978	2:47.760	44	57.917	2:49.463
16	19.305	3:00.744	32	29.259	2:47.393	9	35.181	2:47.683	9	42.967	2:46.337	60	58.761	2:51.629
47	19.620	3:01.059	92	31.021	2:54.054	60	38.284	2:45.700	60	45.524	2:45.791	9	59.349	2:54.774
19	20.503	3:01.942	60	31.195	2:49.173	47	41.358	2:48.220	44	46.846	2:43.898	19	59.542	2:47.097
32	20.664	3:02.103	47	31.749	2:50.927	44	41.499	2:47.929	19	50.837	2:46.895	47	1:03.110	2:49.775
60	20.820	3:02.259	19	31.931	2:50.226	19	42.493	2:49.173	47	51.727	2:48.920	4	1:03.756	2:48.147
44	21.020	3:02.459	44	32.181	2:49.959	92	42.631	2:50.221	4	54.001	2:49.642	58	1:05.301	2:48.127
4	23.151	3:04.590	4	32.958	2:48.605	4	42.910	2:48.563	2	54.870	2:49.296	26	1:06.931	2:48.212
2	25.191	3:06.630	2	34.049	2:47.656	2	44.125	2:48.687	58	55.566	2:48.265	2	1:07.050	2:50.572
26	25.694	3:07.133	26	34.509	2:47.613	26	44.511	2:48.613	26	57.111	2:51.151	52	1:07.853	2:48.807
29	26.262	3:07.701	29	37.382	2:49.918	58	45.852	2:46.021	52	57.438	2:46.592	29	1:16.160	2:52.910
99	26.790	3:08.229	52	37.894	2:49.404	52	49.397	2:50.114	29	1:01.642	2:50.001	99	1:23.154	2:55.379
52	27.288	3:08.727	58	38.442	2:44.109	29	50.192	2:51.421	99	1:06.167	2:52.254			
58	33.131	3:14.570	99	39.157	2:51.165	99	52.464	2:51.918						

2024 Caterham Academy Championship

RACE 11 - LAP CHART

LAP 6 @ 14:49:29.228			LAP 7 @ 14:52:08.191			LAP 8 @ 14:54:46.246		
NO	BEHIND	LAP TIME	NO	BEHIND	LAP TIME	NO	BEHIND	LAP TIME
3		2:39.551	3		2:38.963	3		2:38.055
25	3.821	2:39.770	25	4.473	2:39.615	97	6.264	2:39.743
97	4.901	2:40.723	97	4.576	2:38.638	25	6.270	2:39.852
21	5.734	2:39.315	21	7.060	2:40.289	21	7.246	2:38.241
27	5.773	2:39.665	18	7.786	2:40.943	18	8.988	2:39.257
18	5.806	2:38.903	27	8.406	2:41.596	27	9.455	2:39.104
88	10.196	2:41.438	88	13.967	2:42.734	6	17.191	2:40.560
6	10.625	2:39.676	6	14.686	2:43.024	88	17.295	2:41.383
15	13.048	2:42.676	23	16.559	2:42.219	33	17.699	2:39.133
33	13.065	2:39.845	33	16.621	2:42.519	23	18.312	2:39.808
23	13.303	2:41.937	15	16.749	2:42.664	15	18.675	2:39.981
7	14.250	2:39.567	7	17.061	2:41.774	10	19.337	2:40.204
10	14.566	2:41.577	10	17.188	2:41.585	7	19.786	2:40.780
51	21.373	2:40.625	51	22.368	2:39.958	51	24.673	2:40.360
56	21.669	2:41.797	56	22.738	2:40.032	24	26.712	2:41.133
46	21.785	2:41.024	24	23.634	2:40.565	56	27.149	2:42.466
24	22.032	2:41.371	38	23.808	2:40.111	14	27.295	2:40.913
14	22.640	2:41.500	46	24.012	2:41.190	46	27.503	2:41.546
38	22.660	2:41.111	14	24.437	2:40.760	36	29.382	2:41.987
36	24.670	2:43.774	36	25.450	2:39.743	86	31.119	2:42.468
86	25.320	2:42.867	8	25.933	2:39.356	8	32.127	2:44.249
8	25.540	2:40.283	86	26.706	2:40.349	42	32.146	2:41.880
42	25.825	2:42.642	96	28.172	2:41.147	71	32.729	2:41.558
96	25.988	2:41.347	42	28.321	2:41.459	96	32.735	2:42.618
71	27.258	2:42.800	71	29.226	2:40.931	12	32.875	2:40.784
12	27.714	2:41.395	12	30.146	2:41.395	17	38.903	2:40.124
17	35.530	2:43.504	17	36.834	2:40.267	38	40.111	2:54.358
77	36.271	2:44.555	77	39.563	2:42.255	69	43.796	2:41.541
69	38.110	2:43.897	69	40.310	2:41.163	94	43.927	2:40.941
94	39.252	2:41.615	94	41.041	2:40.752	77	46.543	2:45.035
20	41.588	2:43.059	20	46.771	2:44.146	20	55.591	2:46.875
22	57.418	2:48.782	22	1:07.125	2:48.670	44	1:16.662	2:46.453
16	58.120	2:47.912	44	1:08.264	2:44.775	16	1:17.653	2:46.459
5	58.287	2:48.646	16	1:09.249	2:50.092	5	1:19.344	2:47.845
44	1:02.452	2:44.086	5	1:09.554	2:50.230	60	1:19.652	2:45.748
60	1:04.915	2:45.705	60	1:11.959	2:46.007	22	1:23.987	2:54.917
9	1:07.261	2:47.463	19	1:17.688	2:48.523	19	1:24.941	2:45.308
19	1:08.128	2:48.137	9	1:18.079	2:49.781	58	1:25.567	2:42.731
58	1:14.562	2:48.812	58	1:20.891	2:45.292	9	1:25.900	2:45.876
47	1:16.182	2:52.623	2	1:26.529	2:48.117	2	1:35.737	2:47.263
2	1:17.375	2:49.876	52	1:26.753	2:47.016	52	1:36.647	2:47.949
4	1:17.688	2:53.483	47	1:27.779	2:50.560	47	1:39.120	2:49.396
26	1:18.046	2:50.666	26	1:28.753	2:49.670	26	1:39.948	2:49.250
52	1:18.700	2:50.398	4	1:29.230	2:50.505	4	1:40.776	2:49.601
29	1:30.644	2:54.035	29	1:44.013	2:52.332	29	1:59.803	2:53.845
99	1:38.917	2:55.314	99	1:56.407	2:56.453	99	2:16.015	2:57.663

2024 Caterham Academy Championship

RACE 11 - POSITION CHART WITH INTERMEDIATES

No	Name	Lap Pos	Lap																															
			L0 - Int1-M	L0 - Int2-M	L1 - Finish	L1 - Int1-M	L1 - Int2-M	L2 - Finish	L2 - Int1-M	L2 - Int2-M	L3 - Finish	L3 - Int1-M	L3 - Int2-M	L4 - Finish	L4 - Int1-M	L4 - Int2-M	L5 - Finish	L5 - Int1-M	L5 - Int2-M	L6 - Finish	L6 - Int1-M	L6 - Int2-M	L7 - Finish	L7 - Int1-M	L7 - Int2-M	L8 - Finish								
3	VAN DYKE	1	3	3	3	3	3	3	3	3	3	3	3	3	3	3	3	3	3	3	3	3	3	3	3	3	3	3	3	3				
97	SHORT	2	97	46	46	27	27	27	27	25	25	25	25	25	25	25	25	25	25	25	97	25	97	25	97	25	97	25	97	25	97			
33	THORNTON	3	27	27	27	46	46	25	25	97	27	97	97	97	97	97	97	97	97	97	25	97	25	97	25	97	25	97	25	97	25			
27	SKELTON	4	46	97	97	97	25	46	46	27	97	27	21	21	21	21	27	27	27	21	21	21	21	21	21	21	21	21	21	21	21			
46	HALL	5	21	33	33	33	97	97	97	46	46	21	27	27	27	27	21	21	21	27	18	18	18	18	18	18	18	18	18	18	18			
6	HARDCASTLE	6	33	21	21	21	33	33	33	33	33	46	46	46	46	46	18	18	18	18	27	27	27	27	27	27	27	27	27	27	27			
88	CARUSO	7	88	25	25	25	21	21	21	21	21	33	33	88	18	18	88	88	88	88	6	88	88	88	88	6	88	88	88	6	88			
15	SAMPSON	8	6	88	88	88	88	88	88	88	88	88	88	88	18	88	33	15	6	6	6	6	88	6	6	6	6	88	6	6	6	88		
21	COOMBES	9	25	6	6	6	7	7	18	18	18	18	18	18	15	15	88	6	15	15	15	15	33	23	33	33	33	33	33	33	33	33		
8	SNAPE	10	7	7	7	7	6	6	6	15	15	15	15	33	33	15	23	23	23	33	23	23	33	23	23	33	23	23	23	23	23	23		
7	PARKER	11	15	10	10	10	10	18	15	6	6	6	6	6	6	6	6	10	33	33	23	33	15	15	15	15	15	15	15	15	15	15		
10	OLIVER	12	10	56	15	15	18	10	7	7	7	7	23	23	23	23	33	10	7	7	7	7	7	10	10	10	10	10	10	10	10	10		
96	HARRIS	13	8	15	18	18	15	15	10	23	10	23	7	10	10	10	7	7	10	10	10	10	10	10	10	7	7	7	7	7	7	7		
25	DARLING	14	96	8	8	56	23	23	23	10	23	10	10	7	7	7	56	56	56	51	51	51	51	51	51	51	51	51	51	51	51	51		
23	HALL	15	56	18	56	23	56	56	56	56	51	51	56	51	56	56	24	51	51	56	56	56	56	56	56	56	56	56	56	56	56	56		
14	HARRIS	16	23	23	23	8	8	8	8	51	56	56	51	56	51	24	51	24	46	46	46	24	24	46	14	56	46	14	56	46	14	56		
18	OGGELSBY	17	14	96	96	96	96	24	24	24	24	24	24	24	24	24	51	46	46	24	24	24	38	38	24	56	14	56	24	56	14	56		
42	HELME	18	18	14	14	24	24	96	96	96	14	14	14	14	36	36	36	14	14	14	38	46	46	14	46	46	14	46	46	14	46	46		
71	HAIGH	19	42	24	24	14	14	51	51	14	8	8	36	36	14	14	14	38	38	38	14	14	14	36	36	36	36	36	36	36	36	36		
12	MORTON	20	24	51	51	51	51	14	14	8	71	71	42	42	38	38	38	36	86	36	36	36	36	36	8	86	86	86	86	86	86	86		
24	WHITE	21	71	42	71	71	71	71	71	42	42	86	86	86	86	86	86	86	86	36	86	86	86	8	8	86	86	96	8	42	8	86		
56	BURDEN	22	12	71	42	42	42	42	42	42	96	36	71	38	42	42	42	42	42	8	8	86	86	96	8	42	86	96	8	42	86	42		
51	CAVERS	23	51	12	12	12	12	36	36	36	36	96	38	71	71	71	71	8	8	42	96	42	96	42	96	42	96	42	96	42	96	42		
77	NEARN	24	77	77	38	38	36	12	38	38	38	38	96	96	96	96	96	96	96	96	42	96	42	71	96	96	42	96	71	96	96	96		
86	EVANS	25	86	38	36	36	38	38	86	86	86	86	12	12	8	8	8	71	71	71	71	71	71	12	12	12	12	12	12	12	12	12	12	
58	PLATT	26	38	86	77	17	86	86	12	12	12	12	8	8	12	12	12	12	12	12	12	12	12	17	17	17	17	17	17	17	17	17	17	
20	LORRIMAN	27	22	22	86	77	77	77	17	17	17	17	69	69	77	77	77	77	77	17	17	17	17	17	17	38	38	38	38	38	38	38		
22	COOPE	28	17	36	17	86	17	17	77	77	77	77	77	77	17	17	17	17	17	17	77	77	77	77	77	77	77	77	77	77	77	77	77	
17	CRAWLEY	29	20	17	22	22	69	69	69	69	69	69	17	17	69	69	69	69	69	69	69	69	69	69	69	94	94	94	94	94	94	94	94	
69	PONTES	30	92	20	20	69	22	22	94	94	94	94	94	94	94	94	94	94	94	94	94	94	94	94	94	94	94	94	94	94	94	94	94	
92	VAN DER GAAST	31	36	92	69	20	20	20	22	22	20	20	20	20	20	20	20	20	20	20	20	20	20	20	20	20	20	20	20	20	20	20	20	
38	WAI	32	69	69	92	92	94	94	20	20	22	22	22	22	22	22	22	22	22	22	22	22	22	22	22	44	44	44	44	44	44	44	44	
36	BUCK	33	5	94	94	94	5	5	5	16	16	16	16	5	5	5	5	5	5	5	16	16	44	44	22	16	16	16	16	16	16	16	16	
5	HARRIS	34	9	5	5	5	16	16	16	5	5	5	5	5	32	16	16	16	16	16	5	5	16	16	5	5	16	16	16	5	5	5	5	
19	MORLING	35	19	9	9	9	9	9	9	9	32	32	32	16	32	44	44	44	44	44	44	44	5	5	5	60	60	60	60	60	60	60	60	
16	CARNE	36	94	16	16	16	32	32	32	32	9	9	9	9	9	9	60	60	60	60	60	60	60	60	60	60	60	60	60	60	60	60	60	
94	TRIMNELL	37	16	19	47	47	92	92	60	60	60	60	60	60	60	44	9	9	9	9	9	9	19	19	19	19	19	19	19	19	19	19	19	
60	STANCER	38	47	47	19	32	60	60	92	47	47	44	44	44	60	19	19	19	19	19	19	19	9	9	9	58	58	58	58	58	58	58	58	
44	DAVISON	39	60	32	32	60	47	47	47	44	44	47	19	19	19	47	47	47	58	58	58	58	58	58	9	9	9	9	9	9	9	9	9	
9	HOWELL	40	32	44	60	19	19	19	19	92	19	19	47	47	4	4	58	47	47	47	2	2	2	2	2	2	2	2	2	2	2	2	2	2
2	CHAPMAN	41	44	60	44	44	44	44	44	19	92	92	4	4	4	2	58	4	2	2	2	2	52	52	52	52	52	52	52	52	52	52	52	52
32	SEARLE	42	4	4	4	4	4	4	4	4	4	4	2	2	2	58	26	2	4	4	26	47	47	47	47	47	47	47	47	47	47	47	47	
4	KINNEAR	43	2	26	2	2	2	2	2	2	2	2	2	2	58	58	58	26	2	26	26	26	26	26	26	26	26	26	26	26	26	26	26	
47	FRY	44	26	2	26	26	26	26	26	26	26	26	26	26	26	26	52	52	52	52	52	4	4	4	4	4	4	4	4	4	4	4	4	
29	DARLING	45	99	29	29	29	29	29	29	58	58	58	52	52	52	29	29	29	29	29	29	29	29	29	29	29	29	29	29	29	29	29	29	

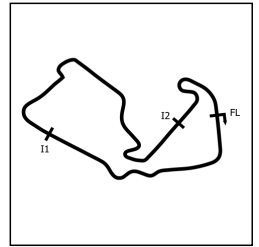
2024 Caterham Academy Championship

RACE 11 - POSITION CHART WITH INTERMEDIATES

No	Name	Lap																											
		Pos		L0 - Int1-M	L0 - Int2-M	L1 - Finish	L1 - Int1-M	L1 - Int2-M	L2 - Finish	L2 - Int1-M	L2 - Int2-M	L3 - Finish	L3 - Int1-M	L3 - Int2-M	L4 - Finish	L4 - Int1-M	L4 - Int2-M	L5 - Finish	L5 - Int1-M	L5 - Int2-M	L6 - Finish	L6 - Int1-M	L6 - Int2-M	L7 - Finish	L7 - Int1-M	L7 - Int2-M	L8 - Finish		
26	AL-JALILI	46	29	99	99	99	99	99	52	58	52	52	52	29	29	29	99	99	99	99	99	99	99	99	99	99	99	99	99
52	HIX	47	52	52	52	52	52	58	52	29	29	29	99	99	99														
99	PLUNKETT	48	58	58	58	58	58	99	99	99	99	99																	

2024 Caterham Academy Championship

RACE 11 - SECTOR ANALYSIS



SECTOR 1 = FL to I1, SECTOR 2 = I1 to I2, SECTOR 3 = I2 to FL, DIFF = Difference To Personal Best Lap, P = Crossed Finish Line in Pit Lane, D = Time Disallowed

P1		3 Green		Bruno VAN DYKE		Caterham Academy	
IDEAL LAP TIME : 2:37.845		BEST LAP TIME : 2:38.055		DIFFERENCE : 0.210			
LAP	SECTOR 1	SECTOR 2	SECTOR 3	LAP TIME	MPH	DIFF	TIME OF DAY
1 -		1:20.904	29.059	2:41.439	81.62	3.384	14:36:15.325
2 -	49.354	1:20.660	28.784	2:38.798	82.98	0.743	14:38:54.123
3 -	49.087	1:20.746	28.778	2:38.611	83.08	0.556	14:41:32.734
4 -	49.030	1:20.847	28.674	2:38.551 (3)	83.11	0.496	14:44:11.285
5 -	48.909	1:20.906	28.577	2:38.392 (2)	83.19	0.337	14:46:49.677
6 -	49.108	1:21.848	28.595	2:39.551	82.59	1.496	14:49:29.228
7 -	48.934	1:21.335	28.694	2:38.963	82.89	0.908	14:52:08.191
8 -	49.119	1:20.543	28.393	2:38.055 (1)	83.37		14:54:46.246

P2		97 White		Cal SHORT		Caterham Academy	
IDEAL LAP TIME : 2:37.958		BEST LAP TIME : 2:38.196		DIFFERENCE : 0.238			
LAP	SECTOR 1	SECTOR 2	SECTOR 3	LAP TIME	MPH	DIFF	TIME OF DAY
1 -		1:22.424	29.224	2:43.239	80.72	5.043	14:36:17.125
2 -	49.324	1:21.471	29.049	2:39.844	82.44	1.648	14:38:56.969
3 -	48.804	1:21.211	28.786	2:38.801 (3)	82.98	0.605	14:41:35.770
4 -	48.790	1:21.188	28.218	2:38.196 (1)	83.30		14:44:13.966
5 -	48.939	1:21.809	28.692	2:39.440	82.65	1.244	14:46:53.406
6 -	49.212	1:23.058	28.453	2:40.723	81.99	2.527	14:49:34.129
7 -	48.836	1:20.950	28.852	2:38.638 (2)	83.06	0.442	14:52:12.767
8 -	49.600	1:21.272	28.871	2:39.743	82.49	1.547	14:54:52.510

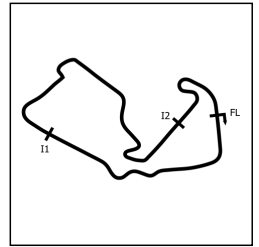
P3		25 Green		Louis DARLING		Caterham Academy	
IDEAL LAP TIME : 2:38.027		BEST LAP TIME : 2:38.449		DIFFERENCE : 0.422			
LAP	SECTOR 1	SECTOR 2	SECTOR 3	LAP TIME	MPH	DIFF	TIME OF DAY
1 -		1:21.894	28.364	2:44.013	80.34	5.564	14:36:17.899
2 -	49.182	1:20.788	28.497	2:38.467 (2)	83.15	0.018	14:38:56.366
3 -	49.055	1:21.142	28.640	2:38.837 (3)	82.96	0.388	14:41:35.203
4 -	48.875	1:20.960	28.614	2:38.449 (1)	83.16		14:44:13.652
5 -	49.036	1:21.477	29.114	2:39.627	82.55	1.178	14:46:53.279
6 -	49.220	1:22.063	28.487	2:39.770	82.47	1.321	14:49:33.049
7 -	49.496	1:21.398	28.721	2:39.615	82.55	1.166	14:52:12.664
8 -	49.735	1:21.226	28.891	2:39.852	82.43	1.403	14:54:52.516

P4		21 Green		Alex COOMBES		Caterham Academy	
IDEAL LAP TIME : 2:37.903		BEST LAP TIME : 2:38.241		DIFFERENCE : 0.338			
LAP	SECTOR 1	SECTOR 2	SECTOR 3	LAP TIME	MPH	DIFF	TIME OF DAY
1 -		1:23.106	28.397	2:43.639	80.52	5.398	14:36:17.525
2 -	49.467	1:21.983	28.655	2:40.105	82.30	1.864	14:38:57.630
3 -	49.074	1:21.160	28.698	2:38.932 (2)	82.91	0.691	14:41:36.562
4 -	48.662	1:22.101	28.359	2:39.122 (3)	82.81	0.881	14:44:15.684
5 -	48.969	1:22.086	28.908	2:39.963	82.38	1.722	14:46:55.647
6 -	48.603	1:21.974	28.738	2:39.315	82.71	1.074	14:49:34.962
7 -	49.050	1:22.791	28.448	2:40.289	82.21	2.048	14:52:15.251
8 -	48.941	1:21.112	28.188	2:38.241 (1)	83.27		14:54:53.492

P5		18 White		Paul OGGELSBY		Caterham Academy	
IDEAL LAP TIME : 2:36.836		BEST LAP TIME : 2:37.462		DIFFERENCE : 0.626			
LAP	SECTOR 1	SECTOR 2	SECTOR 3	LAP TIME	MPH	DIFF	TIME OF DAY
1 -		1:22.606	28.444	2:47.795	78.53	10.333	14:36:21.681
2 -	48.413	1:21.162	28.440	2:38.015 (2)	83.39	0.553	14:38:59.696
3 -	48.915	1:20.028	28.519	2:37.462 (1)	83.68		14:41:37.158
4 -	48.749	1:22.653	28.506	2:39.908	82.40	2.446	14:44:17.066
5 -	48.549	1:22.031	28.485	2:39.065	82.84	1.603	14:46:56.131
6 -	49.445	1:20.777	28.681	2:38.903 (3)	82.92	1.441	14:49:35.034
7 -	49.093	1:23.455	28.395	2:40.943	81.87	3.481	14:52:15.977
8 -	49.206	1:21.414	28.637	2:39.257	82.74	1.795	14:54:55.234

2024 Caterham Academy Championship

RACE 11 - SECTOR ANALYSIS



SECTOR 1 = FL to I1, SECTOR 2 = I1 to I2, SECTOR 3 = I2 to FL, DIFF = Difference To Personal Best Lap, P = Crossed Finish Line in Pit Lane, D = Time Disallowed

P6		27 Green		Jeremy SKELTON		Caterham Academy	
IDEAL LAP TIME : 2:38.582		BEST LAP TIME : 2:39.104		DIFFERENCE : 0.522			
LAP	SECTOR 1	SECTOR 2	SECTOR 3	LAP TIME	MPH	DIFF	TIME OF DAY
1 -		1:22.055	29.186	2:43.090	80.80	3.986	14:36:16.976
2 -	49.010	1:21.511	28.606	2:39.127 (2)	82.81	0.023	14:38:56.103
3 -	49.296	1:21.707	28.472	2:39.475	82.63	0.371	14:41:35.578
4 -	49.009	1:22.948	28.661	2:40.618	82.04	1.514	14:44:16.196
5 -	48.699	1:21.979	28.462	2:39.140 (3)	82.80	0.036	14:46:55.336
6 -	48.609	1:21.909	29.147	2:39.665	82.53	0.561	14:49:35.001
7 -	49.275	1:23.849	28.472	2:41.596	81.54	2.492	14:52:16.597
8 -	48.763	1:21.824	28.517	2:39.104 (1)	82.82		14:54:55.701

P7		6 White		Tim HARDCASTLE		Caterham Academy	
IDEAL LAP TIME : 2:38.598		BEST LAP TIME : 2:39.083		DIFFERENCE : 0.485			
LAP	SECTOR 1	SECTOR 2	SECTOR 3	LAP TIME	MPH	DIFF	TIME OF DAY
1 -		1:23.093	28.645	2:45.195	79.77	6.112	14:36:19.081
2 -	48.809	1:23.187	28.489	2:40.485 (3)	82.11	1.402	14:38:59.566
3 -	49.623	1:22.155	29.007	2:40.785	81.95	1.702	14:41:40.351
4 -	49.210	1:21.300	28.573	2:39.083 (1)	82.83		14:44:19.434
5 -	48.968	1:22.550	29.225	2:40.743	81.98	1.660	14:47:00.177
6 -	48.962	1:21.968	28.746	2:39.676 (2)	82.52	0.593	14:49:39.853
7 -	49.642	1:23.163	30.219	2:43.024	80.83	3.941	14:52:22.877
8 -	49.045	1:22.848	28.667	2:40.560	82.07	1.477	14:55:03.437

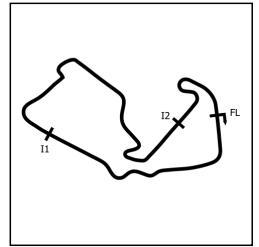
P8		88 White		Luciano CARUSO		Caterham Academy	
IDEAL LAP TIME : 2:38.599		BEST LAP TIME : 2:39.167		DIFFERENCE : 0.568			
LAP	SECTOR 1	SECTOR 2	SECTOR 3	LAP TIME	MPH	DIFF	TIME OF DAY
1 -		1:23.619	28.365	2:44.594	80.06	5.427	14:36:18.480
2 -	49.234	1:21.702	28.374	2:39.310 (2)	82.71	0.143	14:38:57.790
3 -	49.274	1:21.394	28.499	2:39.167 (1)	82.79		14:41:36.957
4 -	48.868	1:22.154	28.809	2:39.831 (3)	82.44	0.664	14:44:16.788
5 -	48.840	1:23.079	29.279	2:41.198	81.74	2.031	14:46:57.986
6 -	49.973	1:22.821	28.644	2:41.438	81.62	2.271	14:49:39.424
7 -	50.068	1:23.465	29.201	2:42.734	80.97	3.567	14:52:22.158
8 -	49.438	1:23.157	28.788	2:41.383	81.65	2.216	14:55:03.541

P9		33 Green		Brian THORNTON		Caterham Academy	
IDEAL LAP TIME : 2:37.857		BEST LAP TIME : 2:38.944		DIFFERENCE : 1.087			
LAP	SECTOR 1	SECTOR 2	SECTOR 3	LAP TIME	MPH	DIFF	TIME OF DAY
1 -		1:22.434	28.825	2:43.491	80.60	4.547	14:36:17.377
2 -	49.327	1:21.733	28.673	2:39.733 (3)	82.49	0.789	14:38:57.110
3 -	49.147	1:21.110	28.687	2:38.944 (1)	82.90		14:41:36.054
4 -	49.324	1:22.371	31.470	2:43.165	80.76	4.221	14:44:19.219
5 -	48.269	1:20.915	34.045	2:43.229	80.73	4.285	14:47:02.448
6 -	49.183	1:21.436	29.226	2:39.845	82.44	0.901	14:49:42.293
7 -	50.226	1:22.794	29.499	2:42.519	81.08	3.575	14:52:24.812
8 -	49.013	1:21.105	29.015	2:39.133 (2)	82.80	0.189	14:55:03.945

P10		23 White		David HALL		Caterham Academy	
IDEAL LAP TIME : 2:38.024		BEST LAP TIME : 2:38.598		DIFFERENCE : 0.574			
LAP	SECTOR 1	SECTOR 2	SECTOR 3	LAP TIME	MPH	DIFF	TIME OF DAY
1 -		1:23.933	29.210	2:49.239	77.86	10.641	14:36:23.125
2 -	48.942	1:20.666	29.946	2:39.554 (3)	82.59	0.956	14:39:02.679
3 -	49.004	1:21.002	29.241	2:39.247 (2)	82.75	0.649	14:41:41.926
4 -	48.397	1:21.227	28.974	2:38.598 (1)	83.08		14:44:20.524
5 -	48.440	1:22.345	29.285	2:40.070	82.32	1.472	14:47:00.594
6 -	49.186	1:23.208	29.543	2:41.937	81.37	3.339	14:49:42.531
7 -	49.456	1:23.393	29.370	2:42.219	81.23	3.621	14:52:24.750
8 -	49.170	1:21.677	28.961	2:39.808	82.46	1.210	14:55:04.558

2024 Caterham Academy Championship

RACE 11 - SECTOR ANALYSIS



SECTOR 1 = FL to I1, SECTOR 2 = I1 to I2, SECTOR 3 = I2 to FL, DIFF = Difference To Personal Best Lap, P = Crossed Finish Line in Pit Lane, D = Time Disallowed

P11 15 White Nick SAMPSON		Caterham Academy					
IDEAL LAP TIME : 2:38.561		BEST LAP TIME : 2:38.712		DIFFERENCE : 0.151			
LAP	SECTOR 1	SECTOR 2	SECTOR 3	LAP TIME	MPH	DIFF	TIME OF DAY
1 -		1:24.384	28.569	2:47.300	78.76	8.588	14:36:21.186
2 -	48.883	1:21.706	28.694	2:39.283 (3)	82.73	0.571	14:39:00.469
3 -	48.773	1:21.481	28.458	2:38.712 (1)	83.02		14:41:39.181
4 -	48.818	1:21.754	28.437	2:39.009 (2)	82.87	0.297	14:44:18.190
5 -	49.201	1:22.142	30.067	2:41.410	81.64	2.698	14:46:59.600
6 -	49.983	1:23.365	29.328	2:42.676	81.00	3.964	14:49:42.276
7 -	49.661	1:23.670	29.333	2:42.664	81.01	3.952	14:52:24.940
8 -	49.104	1:22.570	28.307	2:39.981	82.37	1.269	14:55:04.921

P12 10 Green Aaron OLIVER		Caterham Academy					
IDEAL LAP TIME : 2:38.864		BEST LAP TIME : 2:39.768		DIFFERENCE : 0.904			
LAP	SECTOR 1	SECTOR 2	SECTOR 3	LAP TIME	MPH	DIFF	TIME OF DAY
1 -		1:22.843	28.749	2:46.340	79.22	6.572	14:36:20.226
2 -	48.702	1:22.216	29.077	2:39.995 (2)	82.36	0.227	14:39:00.221
3 -	50.048	1:22.576	28.951	2:41.575	81.55	1.807	14:41:41.796
4 -	48.837	1:21.938	28.993	2:39.768 (1)	82.48		14:44:21.564
5 -	49.739	1:21.520	29.394	2:40.653	82.02	0.885	14:47:02.217
6 -	49.704	1:23.091	28.782	2:41.577	81.55	1.809	14:49:43.794
7 -	49.159	1:23.762	28.664	2:41.585	81.55	1.817	14:52:25.379
8 -	49.549	1:22.013	28.642	2:40.204 (3)	82.25	0.436	14:55:05.583

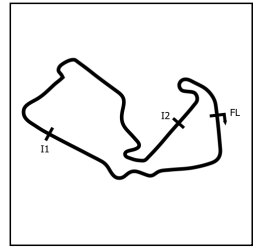
P13 7 Green Sam PARKER		Caterham Academy					
IDEAL LAP TIME : 2:38.774		BEST LAP TIME : 2:39.567		DIFFERENCE : 0.793			
LAP	SECTOR 1	SECTOR 2	SECTOR 3	LAP TIME	MPH	DIFF	TIME OF DAY
1 -		1:22.721	28.836	2:45.489	79.62	5.922	14:36:19.375
2 -	48.748	1:21.860	29.310	2:39.918 (2)	82.40	0.351	14:38:59.293
3 -	50.853	1:21.541	28.765	2:41.159	81.76	1.592	14:41:40.452
4 -	49.699	1:22.395	29.262	2:41.356	81.66	1.789	14:44:21.808
5 -	49.888	1:23.111	29.104	2:42.103	81.29	2.536	14:47:03.911
6 -	49.541	1:21.486	28.540	2:39.567 (1)	82.58		14:49:43.478
7 -	49.296	1:23.043	29.435	2:41.774	81.45	2.207	14:52:25.252
8 -	49.987	1:21.814	28.979	2:40.780 (3)	81.96	1.213	14:55:06.032

P14 51 Green Harrison CAVERS		Caterham Academy					
IDEAL LAP TIME : 2:38.758		BEST LAP TIME : 2:39.116		DIFFERENCE : 0.358			
LAP	SECTOR 1	SECTOR 2	SECTOR 3	LAP TIME	MPH	DIFF	TIME OF DAY
1 -		1:23.719	29.066	2:50.584	77.25	11.468	14:36:24.470
2 -	49.257	1:22.779	28.586	2:40.622	82.04	1.506	14:39:05.092
3 -	48.663	1:22.070	28.383	2:39.116 (1)	82.81		14:41:44.208
4 -	49.402	1:22.629	28.950	2:40.981	81.85	1.865	14:44:25.189
5 -	50.778	1:24.302	29.707	2:44.787	79.96	5.671	14:47:09.976
6 -	50.131	1:21.712	28.782	2:40.625	82.04	1.509	14:49:50.601
7 -	49.140	1:22.149	28.669	2:39.958 (2)	82.38	0.842	14:52:30.559
8 -	49.339	1:21.938	29.083	2:40.360 (3)	82.17	1.244	14:55:10.919

P15 24 Green Oliver WHITE		Caterham Academy					
IDEAL LAP TIME : 2:39.245		BEST LAP TIME : 2:39.992		DIFFERENCE : 0.747			
LAP	SECTOR 1	SECTOR 2	SECTOR 3	LAP TIME	MPH	DIFF	TIME OF DAY
1 -		1:24.131	28.736	2:50.221	77.41	10.229	14:36:24.107
2 -	49.543	1:21.778	28.671	2:39.992 (1)	82.36		14:39:04.099
3 -	48.932	1:23.388	28.790	2:41.110	81.79	1.118	14:41:45.209
4 -	48.927	1:22.311	29.123	2:40.361 (2)	82.17	0.369	14:44:25.570
5 -	50.800	1:23.805	29.714	2:44.319	80.19	4.327	14:47:09.889
6 -	50.351	1:22.480	28.540	2:41.371	81.66	1.379	14:49:51.260
7 -	49.115	1:22.564	28.886	2:40.565 (3)	82.07	0.573	14:52:31.825
8 -	49.464	1:22.674	28.995	2:41.133	81.78	1.141	14:55:12.958

2024 Caterham Academy Championship

RACE 11 - SECTOR ANALYSIS



SECTOR 1 = FL to I1, SECTOR 2 = I1 to I2, SECTOR 3 = I2 to FL, DIFF = Difference To Personal Best Lap, P = Crossed Finish Line in Pit Lane, D = Time Disallowed

P16 56 Green Dean BURDEN		Caterham Academy					
IDEAL LAP TIME : 2:39.760		BEST LAP TIME : 2:40.032		DIFFERENCE : 0.272			
LAP	SECTOR 1	SECTOR 2	SECTOR 3	LAP TIME	MPH	DIFF	TIME OF DAY
1 -		1:22.634	30.235	2:48.764	78.08	8.732	14:36:22.650
2 -	49.130	1:22.010	29.108	2:40.248 (2)	82.23	0.216	14:39:02.898
3 -	49.768	1:22.829	29.363	2:41.960	81.36	1.928	14:41:44.858
4 -	48.997	1:22.360	29.059	2:40.416 (3)	82.14	0.384	14:44:25.274
5 -	50.217	1:24.440	29.169	2:43.826	80.43	3.794	14:47:09.100
6 -	49.470	1:23.144	29.183	2:41.797	81.44	1.765	14:49:50.897
7 -	49.033	1:22.246	28.753	2:40.032 (1)	82.34		14:52:30.929
8 -	49.754	1:23.713	28.999	2:42.466	81.11	2.434	14:55:13.395

P17 14 White William HARRIS		Caterham Academy					
IDEAL LAP TIME : 2:39.474		BEST LAP TIME : 2:40.121		DIFFERENCE : 0.647			
LAP	SECTOR 1	SECTOR 2	SECTOR 3	LAP TIME	MPH	DIFF	TIME OF DAY
1 -		1:24.629	29.053	2:50.195	77.42	10.074	14:36:24.081
2 -	49.621	1:22.730	29.004	2:41.355	81.66	1.234	14:39:05.436
3 -	48.785	1:23.111	28.225	2:40.121 (1)	82.29		14:41:45.557
4 -	48.691	1:22.558	29.205	2:40.454 (2)	82.12	0.333	14:44:26.011
5 -	50.617	1:24.192	29.548	2:44.357	80.17	4.236	14:47:10.368
6 -	49.963	1:22.762	28.775	2:41.500	81.59	1.379	14:49:51.868
7 -	49.065	1:22.659	29.036	2:40.760 (3)	81.97	0.639	14:52:32.628
8 -	49.154	1:22.576	29.183	2:40.913	81.89	0.792	14:55:13.541

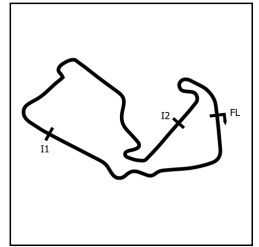
P18 46 Green James HALL		Caterham Academy					
IDEAL LAP TIME : 2:38.804		BEST LAP TIME : 2:39.181		DIFFERENCE : 0.377			
LAP	SECTOR 1	SECTOR 2	SECTOR 3	LAP TIME	MPH	DIFF	TIME OF DAY
1 -		1:21.998	29.099	2:42.989	80.85	3.808	14:36:16.875
2 -	49.189	1:21.761	28.983	2:39.933 (2)	82.39	0.752	14:38:56.808
3 -	48.871	1:21.439	28.871	2:39.181 (1)	82.78		14:41:35.989
4 -	49.352	1:22.296	28.642	2:40.290 (3)	82.21	1.109	14:44:16.279
5 -	48.723	1:22.381	42.606	2:53.710	75.86	14.529	14:47:09.989
6 -	50.275	1:22.012	28.737	2:41.024	81.83	1.843	14:49:51.013
7 -	49.178	1:23.236	28.776	2:41.190	81.75	2.009	14:52:32.203
8 -	49.063	1:23.381	29.102	2:41.546	81.57	2.365	14:55:13.749

P19 36 White Chris BUCK		Caterham Academy					
IDEAL LAP TIME : 2:38.415		BEST LAP TIME : 2:38.487		DIFFERENCE : 0.072			
LAP	SECTOR 1	SECTOR 2	SECTOR 3	LAP TIME	MPH	DIFF	TIME OF DAY
1 -		1:23.790	29.087	2:54.068	75.70	15.581	14:36:27.954
2 -	48.976	1:22.087	28.542	2:39.605 (2)	82.56	1.118	14:39:07.559
3 -	49.068	1:21.844	29.356	2:40.268	82.22	1.781	14:41:47.827
4 -	48.615	1:21.287	28.585	2:38.487 (1)	83.14		14:44:26.314
5 -	50.153	1:24.034	29.623	2:43.810	80.44	5.323	14:47:10.124
6 -	50.805	1:24.187	28.782	2:43.774	80.46	5.287	14:49:53.898
7 -	49.163	1:22.067	28.513	2:39.743 (3)	82.49	1.256	14:52:33.641
8 -	49.987	1:23.153	28.847	2:41.987	81.35	3.500	14:55:15.628

P20 86 White Craig EVANS		Caterham Academy					
IDEAL LAP TIME : 2:38.603		BEST LAP TIME : 2:39.194		DIFFERENCE : 0.591			
LAP	SECTOR 1	SECTOR 2	SECTOR 3	LAP TIME	MPH	DIFF	TIME OF DAY
1 -		1:25.617	30.170	2:54.382	75.56	15.188	14:36:28.268
2 -	50.075	1:21.734	29.838	2:41.647	81.52	2.453	14:39:09.915
3 -	48.768	1:21.545	28.881	2:39.194 (1)	82.77		14:41:49.109
4 -	48.394	1:22.348	29.113	2:39.855 (2)	82.43	0.661	14:44:28.964
5 -	49.623	1:23.649	29.445	2:42.717	80.98	3.523	14:47:11.681
6 -	49.523	1:23.894	29.450	2:42.867	80.91	3.673	14:49:54.548
7 -	48.799	1:22.886	28.664	2:40.349 (3)	82.18	1.155	14:52:34.897
8 -	50.345	1:23.091	29.032	2:42.468	81.11	3.274	14:55:17.365

2024 Caterham Academy Championship

RACE 11 - SECTOR ANALYSIS



SECTOR 1 = FL to I1, SECTOR 2 = I1 to I2, SECTOR 3 = I2 to FL, DIFF = Difference To Personal Best Lap, P = Crossed Finish Line in Pit Lane, D = Time Disallowed

P21		8 Green		Ben SNAPE		Caterham Academy	
IDEAL LAP TIME : 2:38.864		BEST LAP TIME : 2:39.356		DIFFERENCE : 0.492			
LAP	SECTOR 1	SECTOR 2	SECTOR 3	LAP TIME	MPH	DIFF	TIME OF DAY
1 -		1:24.025	29.189	2:48.500	78.20	9.144	14:36:22.386
2 -	50.346	1:21.954	28.617	2:40.917 (3)	81.89	1.561	14:39:03.303
3 -	49.438	1:25.033	28.636	2:43.107	80.79	3.751	14:41:46.410
4 -	48.453	1:29.644	28.457	2:46.554	79.12	7.198	14:44:32.964
5 -	50.181	1:22.573	28.767	2:41.521	81.58	2.165	14:47:14.485
6 -	48.875	1:22.434	28.974	2:40.283 (2)	82.21	0.927	14:49:54.768
7 -	48.744	1:22.006	28.606	2:39.356 (1)	82.69		14:52:34.124
8 -	51.117	1:23.929	29.203	2:44.249	80.23	4.893	14:55:18.373

P22		42 White		Scott HELME		Caterham Academy	
IDEAL LAP TIME : 2:40.157		BEST LAP TIME : 2:40.738		DIFFERENCE : 0.581			
LAP	SECTOR 1	SECTOR 2	SECTOR 3	LAP TIME	MPH	DIFF	TIME OF DAY
1 -		1:24.875	29.606	2:51.476	76.84	10.738	14:36:25.362
2 -	49.620	1:22.427	29.094	2:41.141 (2)	81.77	0.403	14:39:06.503
3 -	48.911	1:22.691	29.136	2:40.738 (1)	81.98		14:41:47.241
4 -	48.977	1:23.268	29.130	2:41.375 (3)	81.65	0.637	14:44:28.616
5 -	50.691	1:23.766	29.338	2:43.795	80.45	3.057	14:47:12.411
6 -	48.950	1:23.948	29.744	2:42.642	81.02	1.904	14:49:55.053
7 -	50.114	1:22.152	29.193	2:41.459	81.61	0.721	14:52:36.512
8 -	49.379	1:23.089	29.412	2:41.880	81.40	1.142	14:55:18.392

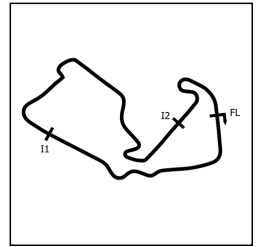
P23		71 White		Richard HAIGH		Caterham Academy	
IDEAL LAP TIME : 2:39.569		BEST LAP TIME : 2:40.858		DIFFERENCE : 1.289			
LAP	SECTOR 1	SECTOR 2	SECTOR 3	LAP TIME	MPH	DIFF	TIME OF DAY
1 -		1:24.660	29.091	2:51.349	76.90	10.491	14:36:25.235
2 -	49.701	1:22.146	29.074	2:40.921 (2)	81.88	0.063	14:39:06.156
3 -	49.055	1:22.586	29.217	2:40.858 (1)	81.92		14:41:47.014
4 -	48.794	1:24.497	29.211	2:42.502	81.09	1.644	14:44:29.516
5 -	49.923	1:25.072	29.175	2:44.170	80.26	3.312	14:47:13.686
6 -	50.245	1:23.608	28.947	2:42.800	80.94	1.942	14:49:56.486
7 -	49.176	1:23.126	28.629	2:40.931 (3)	81.88	0.073	14:52:37.417
8 -	49.205	1:23.125	29.228	2:41.558	81.56	0.700	14:55:18.975

P24		96 White		Charles HARRIS		Caterham Academy	
IDEAL LAP TIME : 2:40.326		BEST LAP TIME : 2:40.921		DIFFERENCE : 0.595			
LAP	SECTOR 1	SECTOR 2	SECTOR 3	LAP TIME	MPH	DIFF	TIME OF DAY
1 -		1:24.568	29.092	2:49.497	77.74	8.576	14:36:23.383
2 -	49.560	1:22.308	29.053	2:40.921 (1)	81.88		14:39:04.304
3 -	49.381	1:23.587	30.419	2:43.387	80.65	2.466	14:41:47.691
4 -	49.369	1:23.689	29.297	2:42.355	81.16	1.434	14:44:30.046
5 -	49.789	1:24.967	29.067	2:43.823	80.43	2.902	14:47:13.869
6 -	49.648	1:22.958	28.741	2:41.347 (3)	81.67	0.426	14:49:55.216
7 -	49.911	1:22.216	29.020	2:41.147 (2)	81.77	0.226	14:52:36.363
8 -	49.508	1:23.626	29.484	2:42.618	81.03	1.697	14:55:18.981

P25		12 White		Alastair MORTON		Caterham Academy	
IDEAL LAP TIME : 2:40.740		BEST LAP TIME : 2:40.784		DIFFERENCE : 0.044			
LAP	SECTOR 1	SECTOR 2	SECTOR 3	LAP TIME	MPH	DIFF	TIME OF DAY
1 -		1:25.430	28.995	2:52.166	76.54	11.382	14:36:26.052
2 -	49.923	1:23.015	29.467	2:42.405	81.14	1.621	14:39:08.457
3 -	50.405	1:22.563	28.993	2:41.961	81.36	1.177	14:41:50.418
4 -	50.174	1:22.679	29.514	2:42.367	81.16	1.583	14:44:32.785
5 -	50.403	1:22.998	29.361	2:42.762	80.96	1.978	14:47:15.547
6 -	49.438	1:22.838	29.119	2:41.395 (2)	81.64	0.611	14:49:56.942
7 -	49.422	1:23.041	28.932	2:41.395 (2)	81.64	0.611	14:52:38.337
8 -	49.270	1:22.538	28.976	2:40.784 (1)	81.95		14:55:19.121

2024 Caterham Academy Championship

RACE 11 - SECTOR ANALYSIS



SECTOR 1 = FL to I1, SECTOR 2 = I1 to I2, SECTOR 3 = I2 to FL, DIFF = Difference To Personal Best Lap, P = Crossed Finish Line in Pit Lane, D = Time Disallowed

P26 17 Green Daniel CRAWLEY		Caterham Academy					
IDEAL LAP TIME : 2:39.071		BEST LAP TIME : 2:40.124		DIFFERENCE : 1.053			
LAP	SECTOR 1	SECTOR 2	SECTOR 3	LAP TIME	MPH	DIFF	TIME OF DAY
1 -		1:25.783	29.712	2:54.759	75.40	14.635	14:36:28.645
2 -	49.494	1:24.191	29.313	2:42.998	80.84	2.874	14:39:11.643
3 -	49.597	1:22.870	28.395	2:40.862 (3)	81.91	0.738	14:41:52.505
4 -	49.256	1:25.112	29.506	2:43.874	80.41	3.750	14:44:36.379
5 -	51.177	1:24.282	29.416	2:44.875	79.92	4.751	14:47:21.254
6 -	50.388	1:24.450	28.666	2:43.504	80.59	3.380	14:50:04.758
7 -	49.160	1:22.309	28.798	2:40.267 (2)	82.22	0.143	14:52:45.025
8 -	49.903	1:21.516	28.705	2:40.124 (1)	82.29		14:55:25.149

P27 38 Green Jimmy WAI		Caterham Academy					
IDEAL LAP TIME : 2:38.254		BEST LAP TIME : 2:39.530		DIFFERENCE : 1.276			
LAP	SECTOR 1	SECTOR 2	SECTOR 3	LAP TIME	MPH	DIFF	TIME OF DAY
1 -		1:25.152	29.187	2:53.391	76.00	13.861	14:36:27.277
2 -	49.350	1:22.451	29.385	2:41.186	81.75	1.656	14:39:08.463
3 -	49.432	1:21.107	28.991	2:39.530 (1)	82.60		14:41:47.993
4 -	49.327	1:23.097	28.715	2:41.139	81.77	1.609	14:44:29.132
5 -	49.098	1:22.836	29.711	2:41.645	81.52	2.115	14:47:10.777
6 -	49.853	1:22.505	28.753	2:41.111 (3)	81.79	1.581	14:49:51.888
7 -	48.588	1:22.951	28.572	2:40.111 (2)	82.30	0.581	14:52:31.999
8 -	1:04.656	1:21.143	28.559	2:54.358	75.57	14.828	14:55:26.357

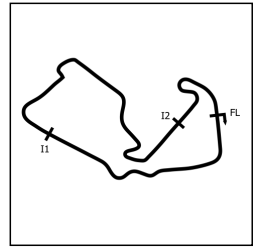
P28 69 White Eduardo PONTES		Caterham Academy					
IDEAL LAP TIME : 2:40.383		BEST LAP TIME : 2:40.783		DIFFERENCE : 0.400			
LAP	SECTOR 1	SECTOR 2	SECTOR 3	LAP TIME	MPH	DIFF	TIME OF DAY
1 -		1:26.028	29.010	2:56.372	74.71	15.589	14:36:30.258
2 -	49.764	1:24.266	29.229	2:43.259	80.71	2.476	14:39:13.517
3 -	49.590	1:22.391	29.001	2:40.982 (2)	81.85	0.199	14:41:54.499
4 -	49.171	1:22.549	29.063	2:40.783 (1)	81.96		14:44:35.282
5 -	52.402	1:26.340	29.417	2:48.159	78.36	7.376	14:47:23.441
6 -	49.903	1:24.828	29.166	2:43.897	80.40	3.114	14:50:07.338
7 -	49.786	1:22.556	28.821	2:41.163 (3)	81.76	0.380	14:52:48.501
8 -	49.355	1:22.866	29.320	2:41.541	81.57	0.758	14:55:30.042

P29 94 White Alex TRIMNELL		Caterham Academy					
IDEAL LAP TIME : 2:39.901		BEST LAP TIME : 2:40.752		DIFFERENCE : 0.851			
LAP	SECTOR 1	SECTOR 2	SECTOR 3	LAP TIME	MPH	DIFF	TIME OF DAY
1 -		1:25.161	29.700	2:57.322	74.31	16.570	14:36:31.208
2 -	51.412	1:22.976	30.402	2:44.790	79.96	4.038	14:39:15.998
3 -	50.614	1:24.677	29.460	2:44.751	79.98	3.999	14:42:00.749
4 -	50.428	1:22.659	29.309	2:42.396	81.14	1.644	14:44:43.145
5 -	50.872	1:23.704	29.144	2:43.720	80.48	2.968	14:47:26.865
6 -	50.086	1:22.428	29.101	2:41.615 (3)	81.53	0.863	14:50:08.480
7 -	49.715	1:21.904	29.133	2:40.752 (1)	81.97		14:52:49.232
8 -	49.357	1:22.944	28.640	2:40.941 (2)	81.87	0.189	14:55:30.173

P30 77 Green Charlie NEARN		Caterham Academy					
IDEAL LAP TIME : 2:40.753		BEST LAP TIME : 2:41.601		DIFFERENCE : 0.848			
LAP	SECTOR 1	SECTOR 2	SECTOR 3	LAP TIME	MPH	DIFF	TIME OF DAY
1 -		1:25.986	29.999	2:54.141	75.67	12.540	14:36:28.027
2 -	50.180	1:24.108	29.172	2:43.460	80.61	1.859	14:39:11.487
3 -	49.779	1:22.875	28.947	2:41.601 (1)	81.54		14:41:53.088
4 -	48.931	1:24.611	29.504	2:43.046 (3)	80.82	1.445	14:44:36.134
5 -	50.376	1:24.964	29.470	2:44.810	79.95	3.209	14:47:20.944
6 -	50.683	1:24.781	29.091	2:44.555	80.08	2.954	14:50:05.499
7 -	49.506	1:23.163	29.586	2:42.255 (2)	81.21	0.654	14:52:47.754
8 -	50.012	1:25.769	29.254	2:45.035	79.84	3.434	14:55:32.789

2024 Caterham Academy Championship

RACE 11 - SECTOR ANALYSIS



SECTOR 1 = FL to I1, SECTOR 2 = I1 to I2, SECTOR 3 = I2 to FL, DIFF = Difference To Personal Best Lap, P = Crossed Finish Line in Pit Lane, D = Time Disallowed

P31		20 Green		Steve LORRIMAN		Caterham Academy	
IDEAL LAP TIME : 2:42.414		BEST LAP TIME : 2:42.685		DIFFERENCE : 0.271			
LAP	SECTOR 1	SECTOR 2	SECTOR 3	LAP TIME	MPH	DIFF	TIME OF DAY
1 -		1:26.459	29.212	2:55.249	75.19	12.564	14:36:29.135
2 -	51.200	1:25.193	30.031	2:46.424	79.18	3.739	14:39:15.559
3 -	51.615	1:25.325	29.529	2:46.469	79.16	3.784	14:42:02.028
4 -	50.145	1:23.617	28.923	2:42.685 (1)	81.00		14:44:44.713
5 -	50.238	1:23.908	28.898	2:43.044 (2)	80.82	0.359	14:47:27.757
6 -	49.943	1:24.072	29.044	2:43.059 (3)	80.81	0.374	14:50:10.816
7 -	51.147	1:23.573	29.426	2:44.146	80.28	1.461	14:52:54.962
8 -	53.468	1:24.267	29.140	2:46.875	78.96	4.190	14:55:41.837

P32		44 Green		Andrew DAVISON		Caterham Academy	
IDEAL LAP TIME : 2:42.598		BEST LAP TIME : 2:43.898		DIFFERENCE : 1.300			
LAP	SECTOR 1	SECTOR 2	SECTOR 3	LAP TIME	MPH	DIFF	TIME OF DAY
1 -		1:27.537	30.778	3:02.459	72.22	18.561	14:36:36.345
2 -	51.849	1:27.701	30.409	2:49.959	77.53	6.061	14:39:26.304
3 -	51.717	1:25.948	30.264	2:47.929	78.47	4.031	14:42:14.233
4 -	50.613	1:23.768	29.517	2:43.898 (1)	80.40		14:44:58.131
5 -	49.380	1:30.604	29.479	2:49.463	77.76	5.565	14:47:47.594
6 -	50.219	1:24.362	29.505	2:44.086 (2)	80.31	0.188	14:50:31.680
7 -	50.089	1:25.216	29.470	2:44.775 (3)	79.97	0.877	14:53:16.455
8 -	50.800	1:26.203	29.450	2:46.453	79.16	2.555	14:56:02.908

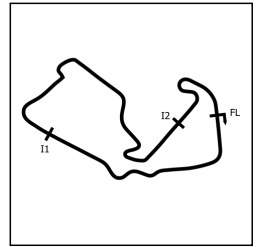
P33		16 White		Benoit CARNE		Caterham Academy	
IDEAL LAP TIME : 2:43.644		BEST LAP TIME : 2:43.828		DIFFERENCE : 0.184			
LAP	SECTOR 1	SECTOR 2	SECTOR 3	LAP TIME	MPH	DIFF	TIME OF DAY
1 -		1:27.844	29.818	3:00.744	72.90	16.916	14:36:34.630
2 -	50.615	1:24.897	29.533	2:45.045 (2)	79.84	1.217	14:39:19.675
3 -	49.987	1:24.296	29.545	2:43.828 (1)	80.43		14:42:03.503
4 -	49.815	1:26.917	31.028	2:47.760	78.55	3.932	14:44:51.263
5 -	50.625	1:27.687	29.861	2:48.173	78.35	4.345	14:47:39.436
6 -	51.096	1:26.623	30.193	2:47.912	78.48	4.084	14:50:27.348
7 -	50.945	1:28.857	30.290	2:50.092	77.47	6.264	14:53:17.440
8 -	50.410	1:25.845	30.204	2:46.459 (3)	79.16	2.631	14:56:03.899

P34		5 White		Stephen HARRIS		Caterham Academy	
IDEAL LAP TIME : 2:44.615		BEST LAP TIME : 2:45.871		DIFFERENCE : 1.256			
LAP	SECTOR 1	SECTOR 2	SECTOR 3	LAP TIME	MPH	DIFF	TIME OF DAY
1 -		1:26.903	29.704	2:58.059	74.00	12.188	14:36:31.945
2 -	50.894	1:25.823	29.471	2:46.188 (3)	79.29	0.317	14:39:18.133
3 -	51.212	1:24.730	29.929	2:45.871 (1)	79.44		14:42:04.004
4 -	50.414	1:25.910	29.758	2:46.082 (2)	79.34	0.211	14:44:50.086
5 -	51.281	1:27.716	29.786	2:48.783	78.07	2.912	14:47:38.869
6 -	51.298	1:26.750	30.598	2:48.646	78.13	2.775	14:50:27.515
7 -	51.516	1:28.159	30.555	2:50.230	77.41	4.359	14:53:17.745
8 -	51.037	1:26.784	30.024	2:47.845	78.51	1.974	14:56:05.590

P35		60 Green		Mark STANCER		Caterham Academy	
IDEAL LAP TIME : 2:44.015		BEST LAP TIME : 2:45.700		DIFFERENCE : 1.685			
LAP	SECTOR 1	SECTOR 2	SECTOR 3	LAP TIME	MPH	DIFF	TIME OF DAY
1 -		1:28.247	30.351	3:02.259	72.30	16.559	14:36:36.145
2 -	51.128	1:27.577	30.468	2:49.173	77.89	3.473	14:39:25.318
3 -	51.392	1:24.320	29.988	2:45.700 (1)	79.52		14:42:11.018
4 -	50.441	1:25.077	30.273	2:45.791	79.48	0.091	14:44:56.809
5 -	51.390	1:29.983	30.256	2:51.629	76.78	5.929	14:47:48.438
6 -	50.163	1:25.530	30.012	2:45.705 (2)	79.52	0.005	14:50:34.143
7 -	50.845	1:25.630	29.532	2:46.007	79.38	0.307	14:53:20.150
8 -	50.646	1:25.121	29.981	2:45.748 (3)	79.50	0.048	14:56:05.898

2024 Caterham Academy Championship

RACE 11 - SECTOR ANALYSIS



SECTOR 1 = FL to I1, SECTOR 2 = I1 to I2, SECTOR 3 = I2 to FL, DIFF = Difference To Personal Best Lap, P = Crossed Finish Line in Pit Lane, D = Time Disallowed

P36		22 White		William COOPE		Caterham Academy	
IDEAL LAP TIME : 2:45.643		BEST LAP TIME : 2:46.551		DIFFERENCE : 0.908			
LAP	SECTOR 1	SECTOR 2	SECTOR 3	LAP TIME	MPH	DIFF	TIME OF DAY
1 -		1:25.726	30.224	2:55.029	75.28	8.478	14:36:28.915
2 -	50.940	1:25.522	30.089	2:46.551 (1)	79.12		14:39:15.466
3 -	51.369	1:25.393	30.071	2:46.833 (2)	78.98	0.282	14:42:02.299
4 -	50.722	1:26.241	29.992	2:46.955 (3)	78.93	0.404	14:44:49.254
5 -	51.864	1:26.709	30.037	2:48.610	78.15	2.059	14:47:37.864
6 -	51.833	1:27.104	29.845	2:48.782	78.07	2.231	14:50:26.646
7 -	51.491	1:27.368	29.811	2:48.670	78.12	2.119	14:53:15.316
8 -	52.032	1:33.357	29.528	2:54.917	75.33	8.366	14:56:10.233

P37		19 Green		Chris MORLING		Caterham Academy	
IDEAL LAP TIME : 2:44.148		BEST LAP TIME : 2:45.308		DIFFERENCE : 1.160			
LAP	SECTOR 1	SECTOR 2	SECTOR 3	LAP TIME	MPH	DIFF	TIME OF DAY
1 -		1:28.834	30.759	3:01.942	72.42	16.634	14:36:35.828
2 -	52.218	1:27.651	30.357	2:50.226	77.41	4.918	14:39:26.054
3 -	51.812	1:27.185	30.176	2:49.173	77.89	3.865	14:42:15.227
4 -	51.748	1:24.971	30.176	2:46.895 (2)	78.95	1.587	14:45:02.122
5 -	50.930	1:25.642	30.525	2:47.097 (3)	78.86	1.789	14:47:49.219
6 -	50.642	1:27.950	29.545	2:48.137	78.37	2.829	14:50:37.356
7 -	50.218	1:27.954	30.351	2:48.523	78.19	3.215	14:53:25.879
8 -	50.746	1:24.385	30.177	2:45.308 (1)	79.71		14:56:11.187

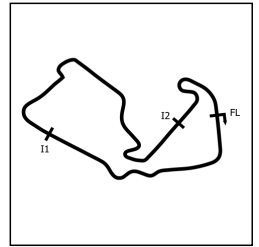
P38		58 White		James PLATT		Caterham Academy	
IDEAL LAP TIME : 2:42.297		BEST LAP TIME : 2:42.731		DIFFERENCE : 0.434			
LAP	SECTOR 1	SECTOR 2	SECTOR 3	LAP TIME	MPH	DIFF	TIME OF DAY
1 -		1:25.222	30.074	3:14.570	67.72	31.839	14:36:48.456
2 -	50.494	1:23.894	29.721	2:44.109 (2)	80.29	1.378	14:39:32.565
3 -	52.672	1:24.114	29.235	2:46.021	79.37	3.290	14:42:18.586
4 -	52.142	1:26.292	29.831	2:48.265	78.31	5.534	14:45:06.851
5 -	50.877	1:27.682	29.568	2:48.127	78.37	5.396	14:47:54.978
6 -	51.970	1:26.869	29.973	2:48.812	78.06	6.081	14:50:43.790
7 -	51.232	1:24.671	29.389	2:45.292 (3)	79.72	2.561	14:53:29.082
8 -	50.143	1:22.919	29.669	2:42.731 (1)	80.97		14:56:11.813

P39		9 Green		Wayne HOWELL		Caterham Academy	
IDEAL LAP TIME : 2:44.449		BEST LAP TIME : 2:45.876		DIFFERENCE : 1.427			
LAP	SECTOR 1	SECTOR 2	SECTOR 3	LAP TIME	MPH	DIFF	TIME OF DAY
1 -		1:27.371	30.032	2:59.389	73.45	13.513	14:36:33.275
2 -	51.030	1:26.261	29.666	2:46.957 (3)	78.92	1.081	14:39:20.232
3 -	51.286	1:25.864	30.533	2:47.683	78.58	1.807	14:42:07.915
4 -	51.586	1:24.358	30.393	2:46.337 (2)	79.22	0.461	14:44:54.252
5 -	52.247	1:31.693	30.834	2:54.774	75.39	8.898	14:47:49.026
6 -	50.490	1:26.840	30.133	2:47.463	78.69	1.587	14:50:36.489
7 -	50.746	1:28.301	30.734	2:49.781	77.61	3.905	14:53:26.270
8 -	51.262	1:25.013	29.601	2:45.876 (1)	79.44		14:56:12.146

P40		2 White		Charles CHAPMAN		Caterham Academy	
IDEAL LAP TIME : 2:45.953		BEST LAP TIME : 2:47.263		DIFFERENCE : 1.310			
LAP	SECTOR 1	SECTOR 2	SECTOR 3	LAP TIME	MPH	DIFF	TIME OF DAY
1 -		1:29.107	30.330	3:06.630	70.60	19.367	14:36:40.516
2 -	51.480	1:25.574	30.602	2:47.656 (2)	78.60	0.393	14:39:28.172
3 -	51.863	1:26.638	30.186	2:48.687	78.11	1.424	14:42:16.859
4 -	52.667	1:26.699	29.930	2:49.296	77.83	2.033	14:45:06.155
5 -	51.303	1:27.763	31.506	2:50.572	77.25	3.309	14:47:56.727
6 -	51.292	1:28.700	29.884	2:49.876	77.57	2.613	14:50:46.603
7 -	51.768	1:26.703	29.646	2:48.117 (3)	78.38	0.854	14:53:34.720
8 -	50.733	1:26.826	29.704	2:47.263 (1)	78.78		14:56:21.983

2024 Caterham Academy Championship

RACE 11 - SECTOR ANALYSIS



SECTOR 1 = FL to I1, SECTOR 2 = I1 to I2, SECTOR 3 = I2 to FL, DIFF = Difference To Personal Best Lap, P = Crossed Finish Line in Pit Lane, D = Time Disallowed

P41		52 Green		Chris HIX		Caterham Academy	
IDEAL LAP TIME : 2:46.090		BEST LAP TIME : 2:46.592		DIFFERENCE : 0.502			
LAP	SECTOR 1	SECTOR 2	SECTOR 3	LAP TIME	MPH	DIFF	TIME OF DAY
1 -		1:28.149	30.906	3:08.727	69.82	22.135	14:36:42.613
2 -	52.433	1:27.252	29.719	2:49.404	77.78	2.812	14:39:32.017
3 -	53.407	1:26.755	29.952	2:50.114	77.46	3.522	14:42:22.131
4 -	51.108	1:25.281	30.203	2:46.592 (1)	79.10		14:45:08.723
5 -	51.569	1:26.136	31.102	2:48.807	78.06	2.215	14:47:57.530
6 -	51.216	1:28.842	30.340	2:50.398	77.33	3.806	14:50:47.928
7 -	51.242	1:26.057	29.717	2:47.016 (2)	78.90	0.424	14:53:34.944
8 -	51.092	1:25.952	30.905	2:47.949 (3)	78.46	1.357	14:56:22.893

P42		47 White		Gary FRY		Caterham Academy	
IDEAL LAP TIME : 2:46.861		BEST LAP TIME : 2:48.220		DIFFERENCE : 1.359			
LAP	SECTOR 1	SECTOR 2	SECTOR 3	LAP TIME	MPH	DIFF	TIME OF DAY
1 -		1:27.874	29.758	3:01.059	72.78	12.839	14:36:34.945
2 -	51.549	1:29.119	30.259	2:50.927	77.09	2.707	14:39:25.872
3 -	51.614	1:25.648	30.958	2:48.220 (1)	78.33		14:42:14.092
4 -	52.472	1:26.784	29.664	2:48.920 (2)	78.01	0.700	14:45:03.012
5 -	52.133	1:27.545	30.097	2:49.775	77.61	1.555	14:47:52.787
6 -	54.009	1:28.208	30.406	2:52.623	76.33	4.403	14:50:45.410
7 -	52.834	1:27.929	29.797	2:50.560	77.26	2.340	14:53:35.970
8 -	52.509	1:27.141	29.746	2:49.396 (3)	77.79	1.176	14:56:25.366

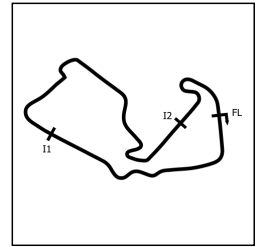
P43		26 White		Zena AL-JALILI		Caterham Academy	
IDEAL LAP TIME : 2:47.220		BEST LAP TIME : 2:47.613		DIFFERENCE : 0.393			
LAP	SECTOR 1	SECTOR 2	SECTOR 3	LAP TIME	MPH	DIFF	TIME OF DAY
1 -		1:28.072	30.860	3:07.133	70.41	19.520	14:36:41.019
2 -	51.141	1:26.261	30.211	2:47.613 (1)	78.62		14:39:28.632
3 -	51.681	1:27.000	29.932	2:48.613 (3)	78.15	1.000	14:42:17.245
4 -	52.771	1:28.274	30.106	2:51.151	76.99	3.538	14:45:08.396
5 -	51.027	1:26.846	30.339	2:48.212 (2)	78.34	0.599	14:47:56.608
6 -	51.874	1:28.683	30.109	2:50.666	77.21	3.053	14:50:47.274
7 -	51.423	1:28.223	30.024	2:49.670	77.66	2.057	14:53:36.944
8 -	51.704	1:27.587	29.959	2:49.250	77.85	1.637	14:56:26.194

P44		4 Green		Alistair KINNEAR		Caterham Academy	
IDEAL LAP TIME : 2:47.387		BEST LAP TIME : 2:48.147		DIFFERENCE : 0.760			
LAP	SECTOR 1	SECTOR 2	SECTOR 3	LAP TIME	MPH	DIFF	TIME OF DAY
1 -		1:28.437	29.819	3:04.590	71.38	16.443	14:36:38.476
2 -	51.544	1:26.583	30.478	2:48.605 (3)	78.15	0.458	14:39:27.081
3 -	52.412	1:26.196	29.955	2:48.563 (2)	78.17	0.416	14:42:15.644
4 -	53.417	1:26.360	29.865	2:49.642	77.68	1.495	14:45:05.286
5 -	51.970	1:26.024	30.153	2:48.147 (1)	78.37		14:47:53.433
6 -	54.135	1:29.436	29.912	2:53.483	75.96	5.336	14:50:46.916
7 -	52.789	1:27.382	30.334	2:50.505	77.28	2.358	14:53:37.421
8 -	52.173	1:26.884	30.544	2:49.601	77.69	1.454	14:56:27.022

P45		29 Green		Scott DARLING		Caterham Academy	
IDEAL LAP TIME : 2:48.947		BEST LAP TIME : 2:49.918		DIFFERENCE : 0.971			
LAP	SECTOR 1	SECTOR 2	SECTOR 3	LAP TIME	MPH	DIFF	TIME OF DAY
1 -		1:28.371	30.382	3:07.701	70.20	17.783	14:36:41.587
2 -	51.822	1:26.899	31.197	2:49.918 (1)	77.55		14:39:31.505
3 -	53.343	1:27.852	30.226	2:51.421 (3)	76.87	1.503	14:42:22.926
4 -	52.030	1:27.382	30.589	2:50.001 (2)	77.51	0.083	14:45:12.927
5 -	53.232	1:28.832	30.846	2:52.910	76.21	2.992	14:48:05.837
6 -	52.998	1:29.597	31.440	2:54.035	75.71	4.117	14:50:59.872
7 -	52.684	1:29.047	30.601	2:52.332	76.46	2.414	14:53:52.204
8 -	53.141	1:29.424	31.280	2:53.845	75.80	3.927	14:56:46.049

2024 Caterham Academy Championship

RACE 11 - SECTOR ANALYSIS



SECTOR 1 = FL to I1, SECTOR 2 = I1 to I2, SECTOR 3 = I2 to FL, DIFF = Difference To Personal Best Lap, P = Crossed Finish Line in Pit Lane, D = Time Disallowed

P46 99 White Oliver PLUNKETT		Caterham Academy					
IDEAL LAP TIME : 2:50.861		BEST LAP TIME : 2:51.165		DIFFERENCE : 0.304			
LAP	SECTOR 1	SECTOR 2	SECTOR 3	LAP TIME	MPH	DIFF	TIME OF DAY
1 -		1:29.124	30.802	3:08.229	70.00	17.064	14:36:42.115
2 -	52.393	1:27.729	31.043	2:51.165 (1)	76.98		14:39:33.280
3 -	52.546	1:28.286	31.086	2:51.918 (2)	76.65	0.753	14:42:25.198
4 -	53.051	1:28.464	30.739	2:52.254 (3)	76.50	1.089	14:45:17.452
5 -	53.365	1:30.994	31.020	2:55.379	75.13	4.214	14:48:12.831
6 -	54.735	1:29.408	31.171	2:55.314	75.16	4.149	14:51:08.145
7 -	54.843	1:29.873	31.737	2:56.453	74.68	5.288	14:54:04.598
8 -	55.871	1:29.961	31.831	2:57.663	74.17	6.498	14:57:02.261

P47 32 White Ivan SEARLE		Caterham Academy					
IDEAL LAP TIME : 2:43.179		BEST LAP TIME : 2:43.549		DIFFERENCE : 0.370			
LAP	SECTOR 1	SECTOR 2	SECTOR 3	LAP TIME	MPH	DIFF	TIME OF DAY
1 -		1:27.674	30.609	3:02.103	72.36	18.554	14:36:35.989
2 -	50.735	1:26.484	30.174	2:47.393 (3)	78.72	3.844	14:39:23.382
3 -	50.656	1:23.937	29.462	2:44.055 (2)	80.32	0.506	14:42:07.437
4 -	50.463	1:23.254	29.832	2:43.549 (1)	80.57		14:44:50.986

P48 92 White Greg VAN DER GAAST		Caterham Academy					
IDEAL LAP TIME : 2:47.745		BEST LAP TIME : 2:50.221		DIFFERENCE : 2.476			
LAP	SECTOR 1	SECTOR 2	SECTOR 3	LAP TIME	MPH	DIFF	TIME OF DAY
1 -		1:26.320	29.901	2:57.204	74.36	6.983	14:36:31.090
2 -	51.524	1:31.820	30.710	2:54.054 (2)	75.71	3.833	14:39:25.144
3 -	51.922	1:27.724	30.575	2:50.221 (1)	77.41		14:42:15.365

2024 Caterham Academy Championship

RACE 11 - BEST SECTORS

SECTOR 1			SECTOR 2			SECTOR 3			IDEAL / BEST COMPARISON						
POS	NO	NAME	TIME	NO	NAME	TIME	NO	NAME	TIME	POS	NO	NAME	IDEAL	BEST	DIFF
													PERFECT LAP	2:36.485	
1	33	THORNTON	48.269	18	OGGELSBY	1:20.028	21	COOMBES	28.188	1	18	OGGELSBY	2:36.836	2:37.462	0.626
2	86	EVANS	48.394	3	VAN DYKE	1:20.543	97	SHORT	28.218	2	3	VAN DYKE	2:37.845	2:38.055	0.210
3	23	HALL	48.397	23	HALL	1:20.666	14	HARRIS	28.225	3	33	THORNTON	2:37.857	2:38.944	1.087
4	18	OGGELSBY	48.413	25	DARLING	1:20.788	15	SAMPSON	28.307	4	21	COOMBES	2:37.903	2:38.241	0.338
5	8	SNAPE	48.453	33	THORNTON	1:20.915	25	DARLING	28.364	5	97	SHORT	2:37.958	2:38.196	0.238
6	38	WAI	48.588	97	SHORT	1:20.950	88	CARUSO	28.365	6	23	HALL	2:38.024	2:38.598	0.574
7	21	COOMBES	48.603	38	WAI	1:21.107	51	CAVERS	28.383	7	25	DARLING	2:38.027	2:38.449	0.422
8	27	SKELTON	48.609	21	COOMBES	1:21.112	3	VAN DYKE	28.393	8	38	WAI	2:38.254	2:39.530	1.276
9	36	BUCK	48.615	36	BUCK	1:21.287	18	OGGELSBY	28.395	9	36	BUCK	2:38.415	2:38.487	0.072
10	51	CAVERS	48.663	6	HARDCASTLE	1:21.300	17	CRAWLEY	28.395	10	15	SAMPSON	2:38.561	2:38.712	0.151
11	14	HARRIS	48.691	88	CARUSO	1:21.394	8	SNAPE	28.457	11	27	SKELTON	2:38.582	2:39.104	0.522
12	10	OLIVER	48.702	46	HALL	1:21.439	27	SKELTON	28.462	12	6	HARDCASTLE	2:38.598	2:39.083	0.485
13	46	HALL	48.723	15	SAMPSON	1:21.481	6	HARDCASTLE	28.489	13	88	CARUSO	2:38.599	2:39.167	0.568
14	7	PARKER	48.748	7	PARKER	1:21.486	36	BUCK	28.513	14	86	EVANS	2:38.603	2:39.194	0.591
15	15	SAMPSON	48.773	27	SKELTON	1:21.511	7	PARKER	28.540	15	51	CAVERS	2:38.758	2:39.116	0.358
16	97	SHORT	48.790	17	CRAWLEY	1:21.516	24	WHITE	28.540	16	7	PARKER	2:38.774	2:39.567	0.793
17	71	HAIGH	48.794	10	OLIVER	1:21.520	38	WAI	28.559	17	46	HALL	2:38.804	2:39.181	0.377
18	6	HARDCASTLE	48.809	86	EVANS	1:21.545	71	HAIGH	28.629	18	10	OLIVER	2:38.864	2:39.768	0.904
19	88	CARUSO	48.840	51	CAVERS	1:21.712	94	TRIMNELL	28.640	19	8	SNAPE	2:38.864	2:39.356	0.492
20	25	DARLING	48.875	24	WHITE	1:21.778	10	OLIVER	28.642	20	17	CRAWLEY	2:39.071	2:40.124	1.053
21	3	VAN DYKE	48.909	94	TRIMNELL	1:21.904	46	HALL	28.642	21	24	WHITE	2:39.245	2:39.992	0.747
22	42	HELME	48.911	8	SNAPE	1:21.954	86	EVANS	28.664	22	14	HARRIS	2:39.474	2:40.121	0.647
23	24	WHITE	48.927	56	BURDEN	1:22.010	33	THORNTON	28.673	23	71	HAIGH	2:39.569	2:40.858	1.289
24	77	NEARN	48.931	71	HAIGH	1:22.146	96	HARRIS	28.741	24	56	BURDEN	2:39.760	2:40.032	0.272
25	56	BURDEN	48.997	42	HELME	1:22.152	56	BURDEN	28.753	25	94	TRIMNELL	2:39.901	2:40.752	0.851
26	17	CRAWLEY	49.160	96	HARRIS	1:22.216	69	PONTES	28.821	26	42	HELME	2:40.157	2:40.738	0.581
27	69	PONTES	49.171	69	PONTES	1:22.391	20	LORRIMAN	28.898	27	96	HARRIS	2:40.326	2:40.921	0.595
28	12	MORTON	49.270	12	MORTON	1:22.538	12	MORTON	28.932	28	69	PONTES	2:40.383	2:40.783	0.400
29	94	TRIMNELL	49.357	14	HARRIS	1:22.558	77	NEARN	28.947	29	12	MORTON	2:40.740	2:40.784	0.044
30	96	HARRIS	49.369	77	NEARN	1:22.875	23	HALL	28.961	30	77	NEARN	2:40.753	2:41.601	0.848
31	44	DAVISON	49.380	58	PLATT	1:22.919	42	HELME	29.094	31	58	PLATT	2:42.297	2:42.731	0.434
32	16	CARNE	49.815	32	SEARLE	1:23.254	58	PLATT	29.235	32	20	LORRIMAN	2:42.414	2:42.685	0.271
33	20	LORRIMAN	49.943	20	LORRIMAN	1:23.573	44	DAVISON	29.450	33	44	DAVISON	2:42.598	2:43.898	1.300
34	58	PLATT	50.143	44	DAVISON	1:23.768	32	SEARLE	29.462	34	32	SEARLE	2:43.179	2:43.549	0.370
35	60	STANCER	50.163	16	CARNE	1:24.296	5	HARRIS	29.471	35	16	CARNE	2:43.644	2:43.828	0.184
36	19	MORLING	50.218	60	STANCER	1:24.320	22	COOPE	29.528	36	60	STANCER	2:44.015	2:45.700	1.685
37	5	HARRIS	50.414	9	HOWELL	1:24.358	60	STANCER	29.532	37	19	MORLING	2:44.148	2:45.308	1.160
38	32	SEARLE	50.463	19	MORLING	1:24.385	16	CARNE	29.533	38	9	HOWELL	2:44.449	2:45.876	1.427
39	9	HOWELL	50.490	5	HARRIS	1:24.730	19	MORLING	29.545	39	5	HARRIS	2:44.615	2:45.871	1.256
40	22	COOPE	50.722	52	HIX	1:25.281	9	HOWELL	29.601	40	22	COOPE	2:45.643	2:46.551	0.908
41	2	CHAPMAN	50.733	22	COOPE	1:25.393	2	CHAPMAN	29.646	41	2	CHAPMAN	2:45.953	2:47.263	1.310
42	26	AL-JALILI	51.027	2	CHAPMAN	1:25.574	47	FRY	29.664	42	52	HIX	2:46.090	2:46.592	0.502
43	52	HIX	51.092	47	FRY	1:25.648	52	HIX	29.717	43	47	FRY	2:46.861	2:48.220	1.359
44	92	VAN DER GAAST	51.524	4	KINNEAR	1:26.024	4	KINNEAR	29.819	44	26	AL-JALILI	2:47.220	2:47.613	0.393
45	4	KINNEAR	51.544	26	AL-JALILI	1:26.261	92	VAN DER GAAST	29.901	45	4	KINNEAR	2:47.387	2:48.147	0.760
46	47	FRY	51.549	92	VAN DER GAAST	1:26.320	26	AL-JALILI	29.932	46	92	VAN DER GAAST	2:47.745	2:50.221	2.476
47	29	DARLING	51.822	29	DARLING	1:26.899	29	DARLING	30.226	47	29	DARLING	2:48.947	2:49.918	0.971
48	99	PLUNKETT	52.393	99	PLUNKETT	1:27.729	99	PLUNKETT	30.739	48	99	PLUNKETT	2:50.861	2:51.165	0.304

2024 Caterham Academy Championship

RACE 11 - BEST SPEEDS

POS	INTERMEDIATE 1			INTERMEDIATE 2			FINISH LINE		
	NO	NAME	MPH	NO	NAME	MPH	NO	NAME	MPH
1									
2									
3									
4									
5									
6									
7									
8									
9									
10									
11									
12									
13									
14									
15									
16									
17									
18									
19									
20									
21									
22									
23									
24									
25									
26									
27									
28									
29									
30									
31									
32									
33									
34									
35									
36									
37									
38									
39									
40									
41									
42									
43									
44									
45									
46									
47									
48									

2024 Caterham Academy Championship

RACE 11 - STATISTICS

Competitors Started 48
Planned Start 2024-06-16 @ 14:30:00.000
Actual Start 2024-06-16 @ 14:33:33.885
Finish Time 2024-06-16 @ 14:54:45.462
Track Length 3.6604mi.
Total Laps 375
Total Distance Covered 1372.6866mi.

Session Fastest Lap History

NO	CL	NAME	LAP TIME	TIME OF DAY	LAP	VEHICLE
3	Green	Bruno VAN DYKE	2:38.798	14:38:54.117	2	Caterham Academy
25	Green	Louis DARLING	2:38.467	14:38:56.360	2	Caterham Academy
18	White	Paul OGGELSBY	2:38.015	14:38:59.691	2	Caterham Academy
18	White	Paul OGGELSBY	2:37.462	14:41:37.153	3	Caterham Academy

Session Leader History

NO	CL	NAME	FROM LAP	LAPS LED	DISTANCE	VEHICLE
3	Green	Bruno VAN DYKE	1	8	29.28 miles	Caterham Academy

Flag History

TYPE	TIME OF DAY
GREEN	14:33:33.885
FINISH	14:54:45.462

Flag Statistics

TYPE	COUNT	TOTAL LAPS	TOTAL TIME
Green	1	8	23:41.814
Red	0	0	0.000
Safety Car	0	0	0.000
FCY	0	0	0.000

2024 Caterham Academy Championship

RACE 11 - STATISTICS

CLASS : White

25 Starters

Fastest Lap History

NO	NAME	LAP TIME	TIME OF DAY	LAP	VEHICLE
97	Cal SHORT	2:39.844	14:38:56.963	2	Caterham Academy
88	Luciano CARUSO	2:39.310	14:38:57.785	2	Caterham Academy
18	Paul OGGELSBY	2:38.015	14:38:59.691	2	Caterham Academy
18	Paul OGGELSBY	2:37.462	14:41:37.153	3	Caterham Academy

Leader History

NO	NAME	FROM LAP	LAPS LED	DISTANCE	VEHICLE
97	Cal SHORT	1	8	29.28 miles	Caterham Academy

2024 Caterham Academy Championship

RACE 11 - STATISTICS

CLASS : Green

23 Starters

Fastest Lap History

NO	NAME	LAP TIME	TIME OF DAY	LAP	VEHICLE
3	Bruno VAN DYKE	2:38.798	14:38:54.117	2	Caterham Academy
25	Louis DARLING	2:38.467	14:38:56.360	2	Caterham Academy
25	Louis DARLING	2:38.449	14:44:13.646	4	Caterham Academy
3	Bruno VAN DYKE	2:38.392	14:46:49.672	5	Caterham Academy
3	Bruno VAN DYKE	2:38.055	14:54:46.241	8	Caterham Academy

Leader History

NO	NAME	FROM LAP	LAPS LED	DISTANCE	VEHICLE
3	Bruno VAN DYKE	1	8	29.28 miles	Caterham Academy