



CATERHAM ACADEMY CHAMPIONSHIP - WHITE



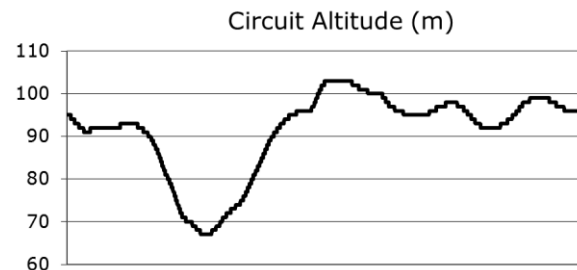
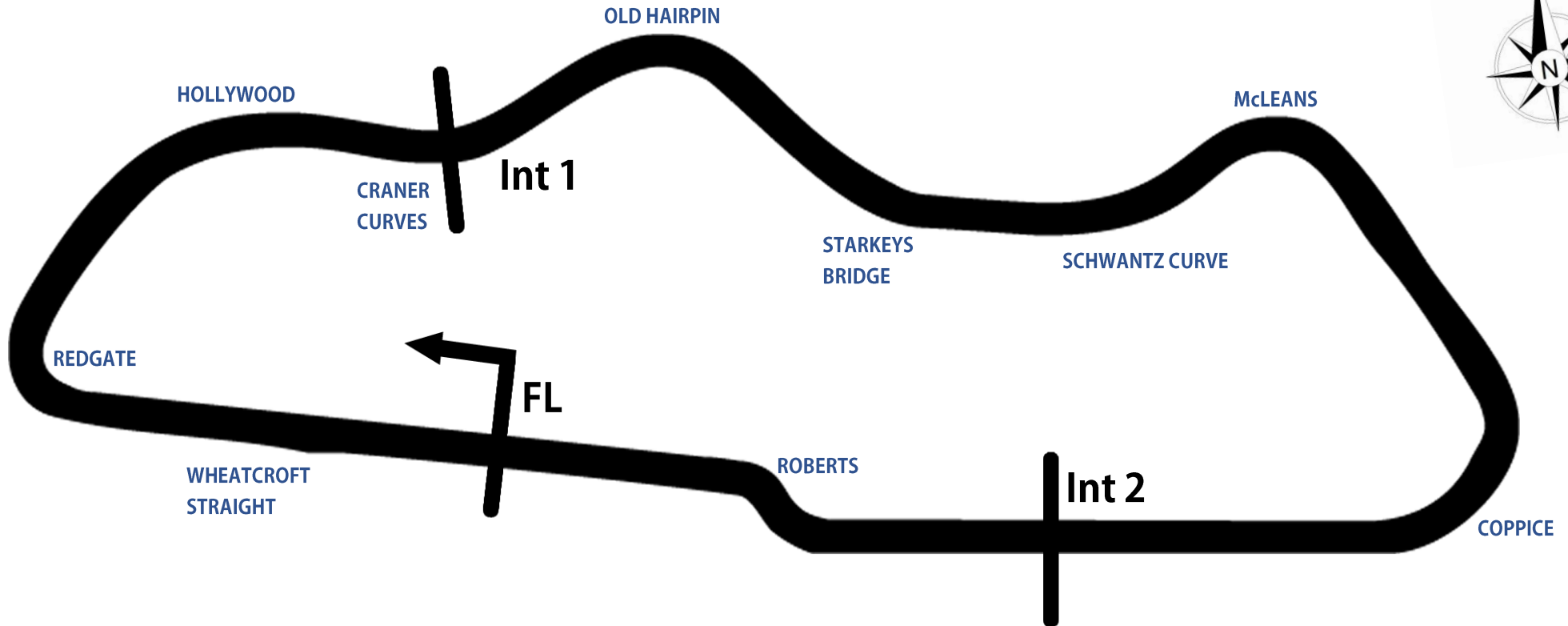
BARC Race Meeting
Donington Park National
19th October 2024



Timing & Results Provided by Timing Solutions Ltd
www.tsl-timing.com

Donington Park National Circuit

Castle Donington, Derby, UK



Length	1.9790 miles 3.185 km 3185m		
FL	Start @ 60m	52.82971 N	1.37867 W
Int 1	941m	52.83226 N	1.37893 W
Int 2	2641m	52.82866 N	1.37129 W
Pit Entry	3158m	52.82951 N	1.37832 W
Pit Exit	229m after FL	52.82996 N	1.38205 W
Pit Entry - Pit Exit	256m, 18.4s @ 50kph, 15.3s @ 60kph		

2024 Caterham Academy Championship - White

QUALIFYING - RACE 1 - CLASSIFICATION

POS	NO	NAME	ENTRY	TIME	ON	LAPS	GAP	DIFF	MPH
1	15	Nick SAMPSON	Caterham Academy	1:34.184	3	7			75.64
2	18	Paul OGGELSBY	Caterham Academy	1:34.956	7	7	0.772	0.772	75.03
3	97	Cal SHORT	Caterham Academy	1:35.321	7	7	1.137	0.365	74.74
4	42	Scott HELME	Caterham Academy	1:35.698	7	7	1.514	0.377	74.44
5	86	Craig EVANS	Caterham Academy	1:36.115	7	7	1.931	0.417	74.12
6	88	Luciano CARUSO	Caterham Academy	1:36.169	6	7	1.985	0.054	74.08
7	71	Richard HAIGH	Caterham Academy	1:36.240	7	7	2.056	0.071	74.02
8	96	Charles HARRIS	Caterham Academy	1:36.454	2	7	2.270	0.214	73.86
9	14	William HARRIS	Caterham Academy	1:36.528	5	7	2.344	0.074	73.80
10	22	William COOPE	Caterham Academy	1:36.683	6	7	2.499	0.155	73.69
11	23	David HALL	Caterham Academy	1:36.696	2	7	2.512	0.013	73.68
12	12	Alastair MORTON	Caterham Academy	1:36.875	2	7	2.691	0.179	73.54
13	32	Ivan SEARLE	Caterham Academy	1:37.674	6	7	3.490	0.799	72.94
14	92	Greg VAN DER GAAST	Caterham Academy	1:37.807	2	6	3.623	0.133	72.84
15	69	Eduardo PONTES	Caterham Academy	1:37.999	7	7	3.815	0.192	72.70
16	58	James PLATT	Caterham Academy	1:38.141	2	7	3.957	0.142	72.59
17	36	Chris BUCK	Caterham Academy	1:38.530	2	7	4.346	0.389	72.30
18	16	Benoit CARNE	Caterham Academy	1:39.856	4	6	5.672	1.326	71.34
19	2	Charles CHAPMAN	Caterham Academy	1:39.921	5	6	5.737	0.065	71.30
20	26	Zena AL-JALILI	Caterham Academy	1:40.418	5	7	6.234	0.497	70.94
21	99	Oliver PLUNKETT	Caterham Academy	1:40.853	2	7	6.669	0.435	70.64
22	5	Stephen HARRIS	Caterham Academy	1:41.310	7	7	7.126	0.457	70.32
23	47	Gary FRY	Caterham Academy	1:41.342	6	6	7.158	0.032	70.30

QUALIFYING LAPTIME (110.0% of 1:35.321) = 1:44.853

Weather / Track : Rain / Wet

Date: 19/10/2024 Start: 09:33 Finish: 09:46

These results are provisional until the conclusion of any judicial and technical matters.

Donington Park National: 1.9790 miles

Clerk Of Course: Darren Holmes	Stewards:	Timekeeper: Gethin Rees	
--------------------------------	-----------	-------------------------	---

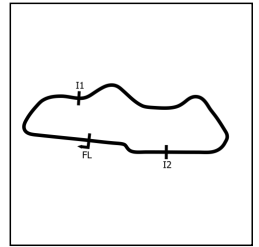
Results can be found at www.tsl-timing.com

Printed - 09:47 Saturday, 19 October 2024



2024 Caterham Academy Championship - White

QUALIFYING - RACE 1 - SECTOR ANALYSIS



SECTOR 1 = FL to I1, SECTOR 2 = I1 to I2, SECTOR 3 = I2 to FL, DIFF = Difference To Personal Best Lap, P = Crossed Finish Line in Pit Lane, D = Time Disallowed

P1 15		Nick SAMPSON		Caterham Academy			
IDEAL LAP TIME : 1:33.786		BEST LAP TIME : 1:34.184		DIFFERENCE : 0.398			
LAP	SECTOR 1	SECTOR 2	SECTOR 3	LAP TIME	MPH	DIFF	TIME OF DAY
1 -	29.311	52.442	17.144	1:38.897	72.04	4.713	09:35:03.557
2 -	27.189	50.874	17.192	1:35.255 (3)	74.79	1.071	09:36:38.812
3 -	26.844	50.302	17.038	1:34.184 (1)	75.64		09:38:12.996
4 -	26.844	1:06.600	17.971	1:51.415	63.94	17.231	09:40:04.411
5 -	26.446	50.933	17.060	1:34.439 (2)	75.44	0.255	09:41:38.850
6 -	27.518	52.082	17.298	1:36.898	73.52	2.714	09:43:15.748
7 -	26.972	52.167	17.538	1:36.677	73.69	2.493	09:44:52.425

P2 18		Paul OGGELSBY		Caterham Academy			
IDEAL LAP TIME : 1:34.835		BEST LAP TIME : 1:34.956		DIFFERENCE : 0.121			
LAP	SECTOR 1	SECTOR 2	SECTOR 3	LAP TIME	MPH	DIFF	TIME OF DAY
1 -	28.464	54.231	18.663	1:41.358	70.29	6.402	09:35:11.622
2 -	27.750	53.373	17.532	1:38.655	72.21	3.699	09:36:50.277
3 -	27.311	52.389	17.119	1:36.819	73.58	1.863	09:38:27.096
4 -	26.971	51.930	17.069	1:35.970	74.23	1.014	09:40:03.066
5 -	26.932	51.471	16.938	1:35.341 (3)	74.72	0.385	09:41:38.407
6 -	26.689	51.552	17.036	1:35.277 (2)	74.77	0.321	09:43:13.684
7 -	26.780	51.208	16.968	1:34.956 (1)	75.03		09:44:48.640

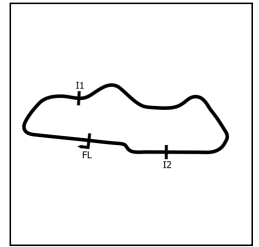
P3 97		Cal SHORT		Caterham Academy			
IDEAL LAP TIME : 1:34.928		BEST LAP TIME : 1:35.321		DIFFERENCE : 0.393			
LAP	SECTOR 1	SECTOR 2	SECTOR 3	LAP TIME	MPH	DIFF	TIME OF DAY
1 -	29.997	53.485	17.477	1:40.959	70.56	5.638	09:35:17.300
2 -	27.189	51.253	17.543	1:35.985	74.22	0.664	09:36:53.285
3 -	27.211	53.417	17.349	1:37.977	72.71	2.656	09:38:31.262
4 -	27.126	51.388	17.193	1:35.707 (2)	74.44	0.386	09:40:06.969
5 -	26.735	52.142	17.351	1:36.228	74.03	0.907	09:41:43.197
6 -	26.907	51.560	17.278	1:35.745 (3)	74.41	0.424	09:43:18.942
7 -	26.666	51.491	17.164	1:35.321 (1)	74.74		09:44:54.263

P4 42		Scott HELME		Caterham Academy			
IDEAL LAP TIME : 1:35.424		BEST LAP TIME : 1:35.698		DIFFERENCE : 0.274			
LAP	SECTOR 1	SECTOR 2	SECTOR 3	LAP TIME	MPH	DIFF	TIME OF DAY
1 -	29.206	52.996	19.490	1:41.692	70.06	5.994	09:35:12.730
2 -	27.041	53.255	18.203	1:38.499	72.33	2.801	09:36:51.229
3 -	26.816	1:02.338	17.466	1:46.620	66.82	10.922	09:38:37.849
4 -	26.963	51.976	17.231	1:36.170 (2)	74.08	0.472	09:40:14.019
5 -	27.232	51.916	17.266	1:36.414 (3)	73.89	0.716	09:41:50.433
6 -	27.156	51.749	17.609	1:36.514	73.81	0.816	09:43:26.947
7 -	27.065	51.377	17.256	1:35.698 (1)	74.44		09:45:02.645

P5 86		Craig EVANS		Caterham Academy			
IDEAL LAP TIME : 1:35.463		BEST LAP TIME : 1:36.115		DIFFERENCE : 0.652			
LAP	SECTOR 1	SECTOR 2	SECTOR 3	LAP TIME	MPH	DIFF	TIME OF DAY
1 -	32.694	54.429	18.260	1:45.383	67.60	9.268	09:35:28.996
2 -	27.617	51.833	17.166	1:36.616	73.74	0.501	09:37:05.612
3 -	26.845	52.423	16.929	1:36.197 (2)	74.06	0.082	09:38:41.809
4 -	26.962	52.343	17.188	1:36.493	73.83	0.378	09:40:18.302
5 -	27.209	51.894	17.209	1:36.312 (3)	73.97	0.197	09:41:54.614
6 -	27.360	52.060	17.076	1:36.496	73.83	0.381	09:43:31.110
7 -	27.111	51.689	17.315	1:36.115 (1)	74.12		09:45:07.225

2024 Caterham Academy Championship - White

QUALIFYING - RACE 1 - SECTOR ANALYSIS



SECTOR 1 = FL to I1, SECTOR 2 = I1 to I2, SECTOR 3 = I2 to FL, DIFF = Difference To Personal Best Lap, P = Crossed Finish Line in Pit Lane, D = Time Disallowed

P6 88		Luciano CARUSO		Caterham Academy			
IDEAL LAP TIME : 1:35.385		BEST LAP TIME : 1:36.169		DIFFERENCE : 0.784			
LAP	SECTOR 1	SECTOR 2	SECTOR 3	LAP TIME	MPH	DIFF	TIME OF DAY
1 -	29.464	52.649	19.634	1:41.747	70.02	5.578	09:35:13.489
2 -	26.940	52.931	18.167	1:38.038	72.67	1.869	09:36:51.527
3 -	27.012	52.396	17.870	1:37.278	73.24	1.109	09:38:28.805
4 -	27.260	52.062	17.855	1:37.177 (3)	73.31	1.008	09:40:05.982
5 -	26.385	52.160	17.651	1:36.196 (2)	74.06	0.027	09:41:42.178
6 -	27.068	51.524	17.577	1:36.169 (1)	74.08		09:43:18.347
7 -	27.084	52.712	17.476	1:37.272	73.24	1.103	09:44:55.619

P7 71		Richard HAIGH		Caterham Academy			
IDEAL LAP TIME : 1:36.240		BEST LAP TIME : 1:36.240		DIFFERENCE : 0.000			
LAP	SECTOR 1	SECTOR 2	SECTOR 3	LAP TIME	MPH	DIFF	TIME OF DAY
1 -	30.681	53.228	18.251	1:42.160	69.74	5.920	09:35:15.040
2 -	27.539	51.967	18.122	1:37.628 (3)	72.97	1.388	09:36:52.668
3 -	27.717	54.015	18.021	1:39.753	71.42	3.513	09:38:32.421
4 -	27.690	52.847	18.129	1:38.666	72.20	2.426	09:40:11.087
5 -	27.935	52.385	17.458	1:37.778	72.86	1.538	09:41:48.865
6 -	27.608	51.838	17.390	1:36.836 (2)	73.57	0.596	09:43:25.701
7 -	27.242	51.680	17.318	1:36.240 (1)	74.02		09:45:01.941

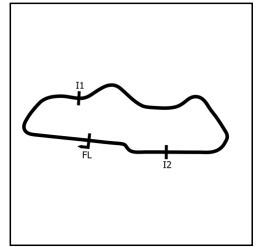
P8 96		Charles HARRIS		Caterham Academy			
IDEAL LAP TIME : 1:36.287		BEST LAP TIME : 1:36.454		DIFFERENCE : 0.167			
LAP	SECTOR 1	SECTOR 2	SECTOR 3	LAP TIME	MPH	DIFF	TIME OF DAY
1 -	29.513	54.145	19.248	1:42.906	69.23	6.452	09:35:22.761
2 -	27.189	51.948	17.317	1:36.454 (1)	73.86		09:36:59.215
3 -	29.621	57.686	18.126	1:45.433	67.57	8.979	09:38:44.648
4 -	27.718	52.113	17.441	1:37.272 (3)	73.24	0.818	09:40:21.920
5 -	27.313	52.478	19.074	1:38.865	72.06	2.411	09:42:00.785
6 -	27.807	58.679	18.077	1:44.563	68.13	8.109	09:43:45.348
7 -	27.322	52.103	17.150	1:36.575 (2)	73.77	0.121	09:45:21.923

P9 14		William HARRIS		Caterham Academy			
IDEAL LAP TIME : 1:36.334		BEST LAP TIME : 1:36.528		DIFFERENCE : 0.194			
LAP	SECTOR 1	SECTOR 2	SECTOR 3	LAP TIME	MPH	DIFF	TIME OF DAY
1 -	30.070	55.055	22.184	1:47.309	66.39	10.781	09:35:25.781
2 -	26.988	1:16.983	18.536	2:02.507	58.15	25.979	09:37:28.288
3 -	27.132	52.340	17.840	1:37.312	73.21	0.784	09:39:05.600
4 -	28.006	53.203	18.698	1:39.907	71.31	3.379	09:40:45.507
5 -	26.886	51.975	17.667	1:36.528 (1)	73.80		09:42:22.035
6 -	27.065	52.391	17.651	1:37.107 (3)	73.36	0.579	09:43:59.142
7 -	27.126	51.853	17.595	1:36.574 (2)	73.77	0.046	09:45:35.716

P10 22		William COOPE		Caterham Academy			
IDEAL LAP TIME : 1:36.067		BEST LAP TIME : 1:36.683		DIFFERENCE : 0.616			
LAP	SECTOR 1	SECTOR 2	SECTOR 3	LAP TIME	MPH	DIFF	TIME OF DAY
1 -	29.754	53.944	17.754	1:41.452	70.22	4.769	09:35:05.138
2 -	27.390	51.632	17.733	1:36.755 (2)	73.63	0.072	09:36:41.893
3 -	27.049	1:01.062	18.216	1:46.327	67.00	9.644	09:38:28.220
4 -	27.481	52.375	17.734	1:37.590 (3)	73.00	0.907	09:40:05.810
5 -	27.543	52.956	17.433	1:37.932	72.75	1.249	09:41:43.742
6 -	27.062	52.235	17.386	1:36.683 (1)	73.69		09:43:20.425
7 -	27.706	52.500	18.044	1:38.250	72.51	1.567	09:44:58.675

2024 Caterham Academy Championship - White

QUALIFYING - RACE 1 - SECTOR ANALYSIS



SECTOR 1 = FL to I1, SECTOR 2 = I1 to I2, SECTOR 3 = I2 to FL, DIFF = Difference To Personal Best Lap, P = Crossed Finish Line in Pit Lane, D = Time Disallowed

P11 23		David HALL		Caterham Academy			
IDEAL LAP TIME : 1:35.604		BEST LAP TIME : 1:36.696		DIFFERENCE : 1.092			
LAP	SECTOR 1	SECTOR 2	SECTOR 3	LAP TIME	MPH	DIFF	TIME OF DAY
1 -	30.935	53.067	28.811	1:52.813	63.15	16.117	09:35:27.977
2 -	27.293	51.635	17.768	1:36.696 (1)	73.68		09:37:04.673
3 -	27.229	52.518	17.028	1:36.775 (3)	73.62	0.079	09:38:41.448
4 -	26.941	54.632	17.085	1:38.658	72.21	1.962	09:40:20.106
5 -	27.503	52.983	17.622	1:38.108	72.62	1.412	09:41:58.214
6 -	27.222	52.234	17.278	1:36.734 (2)	73.65	0.038	09:43:34.948
7 -	27.457	52.053	17.295	1:36.805	73.59	0.109	09:45:11.753

P12 12		Alastair MORTON		Caterham Academy			
IDEAL LAP TIME : 1:36.350		BEST LAP TIME : 1:36.875		DIFFERENCE : 0.525			
LAP	SECTOR 1	SECTOR 2	SECTOR 3	LAP TIME	MPH	DIFF	TIME OF DAY
1 -	30.129	53.914	17.288	1:41.331	70.31	4.456	09:35:08.583
2 -	27.547	51.828	17.500	1:36.875 (1)	73.54		09:36:45.458
3 -	27.254	52.571	17.354	1:37.179 (3)	73.31	0.304	09:38:22.637
4 -	27.450	52.223	17.314	1:36.987 (2)	73.45	0.112	09:39:59.624
5 -	27.579	52.333	17.371	1:37.283	73.23	0.408	09:41:36.907
6 -	27.388	52.900	17.429	1:37.717	72.91	0.842	09:43:14.624
7 -	27.234	53.005	17.693	1:37.932	72.75	1.057	09:44:52.556

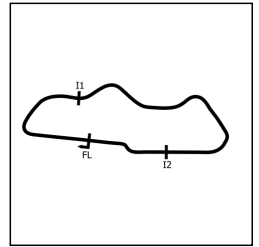
P13 32		Ivan SEARLE		Caterham Academy			
IDEAL LAP TIME : 1:37.196		BEST LAP TIME : 1:37.674		DIFFERENCE : 0.478			
LAP	SECTOR 1	SECTOR 2	SECTOR 3	LAP TIME	MPH	DIFF	TIME OF DAY
1 -	29.683	54.426	18.110	1:42.219	69.69	4.545	09:35:10.787
2 -	28.251	53.520	17.364	1:39.135	71.86	1.461	09:36:49.922
3 -	27.493	1:18.599	18.221	2:04.313	57.31	26.639	09:38:54.235
4 -	27.612	56.771	18.425	1:42.808	69.30	5.134	09:40:37.043
5 -	27.474	53.309	17.644	1:38.427 (3)	72.38	0.753	09:42:15.470
6 -	27.134	52.698	17.842	1:37.674 (1)	72.94		09:43:53.144
7 -	27.543	52.829	17.633	1:38.005 (2)	72.69	0.331	09:45:31.149

P14 92		Greg VAN DER GAAST		Caterham Academy			
IDEAL LAP TIME : 1:37.309		BEST LAP TIME : 1:37.807		DIFFERENCE : 0.498			
LAP	SECTOR 1	SECTOR 2	SECTOR 3	LAP TIME	MPH	DIFF	TIME OF DAY
1 -	31.369	55.279	18.163	1:44.811	67.97	7.004	09:35:19.188
2 -	27.685	52.976	17.146	1:37.807 (1)	72.84		09:36:56.995
3 -	27.378	1:11.248	17.751	1:56.377	61.22	18.570	09:38:53.372
4 -	27.570	53.670	18.768	1:40.008 (3)	71.24	2.201	09:40:33.380
5 -	27.844	52.785	18.232	1:38.861 (2)	72.06	1.054	09:42:12.241
6 -	28.014	1:14.082	17.932	2:00.028	59.35	22.221	09:44:12.269

P15 69		Eduardo PONTES		Caterham Academy			
IDEAL LAP TIME : 1:37.763		BEST LAP TIME : 1:37.999		DIFFERENCE : 0.236			
LAP	SECTOR 1	SECTOR 2	SECTOR 3	LAP TIME	MPH	DIFF	TIME OF DAY
1 -	33.304	54.482	20.094	1:47.880	66.04	9.881	09:35:28.716
2 -	29.093	54.366	21.007	1:44.466	68.20	6.467	09:37:13.182
3 -	27.652	53.307	18.080	1:39.039	71.93	1.040	09:38:52.221
4 -	28.086	52.619	17.907	1:38.612 (3)	72.24	0.613	09:40:30.833
5 -	27.387	52.530	18.168	1:38.085 (2)	72.63	0.086	09:42:08.918
6 -	27.473	53.294	17.846	1:38.613	72.24	0.614	09:43:47.531
7 -	27.451	52.655	17.893	1:37.999 (1)	72.70		09:45:25.530

2024 Caterham Academy Championship - White

QUALIFYING - RACE 1 - SECTOR ANALYSIS



SECTOR 1 = FL to I1, SECTOR 2 = I1 to I2, SECTOR 3 = I2 to FL, DIFF = Difference To Personal Best Lap, P = Crossed Finish Line in Pit Lane, D = Time Disallowed

P16 58		James PLATT		Caterham Academy			
IDEAL LAP TIME : 1:37.661		BEST LAP TIME : 1:38.141		DIFFERENCE : 0.480			
LAP	SECTOR 1	SECTOR 2	SECTOR 3	LAP TIME	MPH	DIFF	TIME OF DAY
1 -	30.129	54.087	18.984	1:43.200	69.03	5.059	09:35:20.437
2 -	27.693	52.719	17.729	1:38.141 (1)	72.59		09:36:58.578
3 -	27.288	55.528	17.690	1:40.506	70.88	2.365	09:38:39.084
4 -	27.524	53.033	18.802	1:39.359 (3)	71.70	1.218	09:40:18.443
5 -	28.197	54.201	18.555	1:40.953	70.57	2.812	09:41:59.396
6 -	27.781	53.305	17.654	1:38.740 (2)	72.15	0.599	09:43:38.136
7 -	28.087	53.965	17.884	1:39.936	71.29	1.795	09:45:18.072

P17 36		Chris BUCK		Caterham Academy			
IDEAL LAP TIME : 1:37.791		BEST LAP TIME : 1:38.530		DIFFERENCE : 0.739			
LAP	SECTOR 1	SECTOR 2	SECTOR 3	LAP TIME	MPH	DIFF	TIME OF DAY
1 -	33.299	55.261	18.331	1:46.891	66.65	8.361	09:35:29.620
2 -	28.057	52.387	18.086	1:38.530 (1)	72.30		09:37:08.150
3 -	27.898	53.465	18.098	1:39.461 (3)	71.63	0.931	09:38:47.611
4 -	27.720	53.745	17.781	1:39.246 (2)	71.78	0.716	09:40:26.857
5 -	27.623	54.787	18.141	1:40.551	70.85	2.021	09:42:07.408
6 -	27.955	54.066	18.599	1:40.620	70.80	2.090	09:43:48.028
7 -	28.351	53.340	17.951	1:39.642	71.50	1.112	09:45:27.670

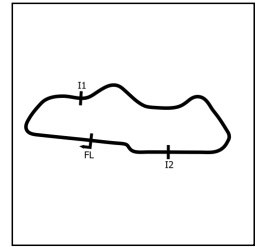
P18 16		Benoit CARNE		Caterham Academy			
IDEAL LAP TIME : 1:39.057		BEST LAP TIME : 1:39.856		DIFFERENCE : 0.799			
LAP	SECTOR 1	SECTOR 2	SECTOR 3	LAP TIME	MPH	DIFF	TIME OF DAY
1 -	32.081	57.078	19.518	1:48.677	65.55	8.821	09:35:35.748
2 -	28.171	55.556	18.842	1:42.569	69.46	2.713	09:37:18.317
3 -	29.227	1:06.311	20.970	1:56.508	61.15	16.652	09:39:14.825
4 -	27.882	53.710	18.264	1:39.856 (1)	71.34		09:40:54.681
5 -	27.867	53.787	18.610	1:40.264 (3)	71.05	0.408	09:42:34.945
6 -	27.879	54.293	17.918	1:40.090 (2)	71.18	0.234	09:44:15.035

P19 2		Charles CHAPMAN		Caterham Academy			
IDEAL LAP TIME : 1:39.921		BEST LAP TIME : 1:39.921		DIFFERENCE : 0.000			
LAP	SECTOR 1	SECTOR 2	SECTOR 3	LAP TIME	MPH	DIFF	TIME OF DAY
1 -	33.921	59.337	19.175	1:52.433	63.36	12.512	09:35:41.745
2 -	28.948	56.047	18.988	1:43.983 (3)	68.51	4.062	09:37:25.728
3 -	28.671	57.541	19.973	1:46.185	67.09	6.264	09:39:11.913
4 -	28.429	54.605	18.434	1:41.468 (2)	70.21	1.547	09:40:53.381
5 -	28.093	53.591	18.237	1:39.921 (1)	71.30		09:42:33.302
6 -	28.288	59.601	18.700	1:46.589	66.84	6.668	09:44:19.891

P20 26		Zena AL-JALILI		Caterham Academy			
IDEAL LAP TIME : 1:40.029		BEST LAP TIME : 1:40.418		DIFFERENCE : 0.389			
LAP	SECTOR 1	SECTOR 2	SECTOR 3	LAP TIME	MPH	DIFF	TIME OF DAY
1 -	33.741	57.810	19.864	1:51.415	63.94	10.997	09:35:39.236
2 -	29.567	55.365	18.721	1:43.653	68.73	3.235	09:37:22.889
3 -	28.798	54.862	18.236	1:41.896 (3)	69.92	1.478	09:39:04.785
4 -	28.350	55.222	18.647	1:42.219	69.69	1.801	09:40:47.004
5 -	27.917	53.876	18.625	1:40.418 (1)	70.94		09:42:27.422
6 -	28.595	56.618	18.740	1:43.953	68.53	3.535	09:44:11.375
7 -	28.587	54.073	18.335	1:40.995 (2)	70.54	0.577	09:45:52.370

2024 Caterham Academy Championship - White

QUALIFYING - RACE 1 - SECTOR ANALYSIS



SECTOR 1 = FL to I1, SECTOR 2 = I1 to I2, SECTOR 3 = I2 to FL, DIFF = Difference To Personal Best Lap, P = Crossed Finish Line in Pit Lane, D = Time Disallowed

P21 99		Oliver PLUNKETT		Caterham Academy			
IDEAL LAP TIME : 1:40.636		BEST LAP TIME : 1:40.853		DIFFERENCE : 0.217			
LAP	SECTOR 1	SECTOR 2	SECTOR 3	LAP TIME	MPH	DIFF	TIME OF DAY
1 -	30.578	54.282	18.978	1:43.838	68.61	2.985	09:35:10.199
2 -	28.354	53.943	18.556	1:40.853 (1)	70.64		09:36:51.052
3 -	28.761	56.270	19.227	1:44.258	68.33	3.405	09:38:35.310
4 -	28.664	54.976	18.675	1:42.315	69.63	1.462	09:40:17.625
5 -	28.734	53.810	18.929	1:41.473 (2)	70.21	0.620	09:41:59.098
6 -	28.945	54.400	18.472	1:41.817 (3)	69.97	0.964	09:43:40.915
7 -	28.430	55.635	18.582	1:42.647	69.40	1.794	09:45:23.562

P22 5		Stephen HARRIS		Caterham Academy			
IDEAL LAP TIME : 1:41.066		BEST LAP TIME : 1:41.310		DIFFERENCE : 0.244			
LAP	SECTOR 1	SECTOR 2	SECTOR 3	LAP TIME	MPH	DIFF	TIME OF DAY
1 -	35.548	57.176	19.050	1:51.774	63.74	10.464	09:35:33.770
2 -	29.006	56.239	18.753	1:43.998	68.50	2.688	09:37:17.768
3 -	28.517	54.434	18.499	1:41.450 (2)	70.22	0.140	09:38:59.218
4 -	28.566	54.887	18.695	1:42.148 (3)	69.74	0.838	09:40:41.366
5 -	28.309	55.911	19.022	1:43.242	69.00	1.932	09:42:24.608
6 -	28.557	57.761	18.403	1:44.721	68.03	3.411	09:44:09.329
7 -	28.553	54.384	18.373	1:41.310 (1)	70.32		09:45:50.639

P23 47		Gary FRY		Caterham Academy			
IDEAL LAP TIME : 1:40.631		BEST LAP TIME : 1:41.342		DIFFERENCE : 0.711			
LAP	SECTOR 1	SECTOR 2	SECTOR 3	LAP TIME	MPH	DIFF	TIME OF DAY
1 -	34.864	1:00.406	20.024	1:55.294	61.79	13.952	09:35:45.487
2 -	31.085	56.491	19.788	1:47.364	66.35	6.022	09:37:32.851
3 -	29.418	56.035	18.465	1:43.918	68.56	2.576	09:39:16.769
4 -	28.765	54.758	18.067	1:41.590 (2)	70.13	0.248	09:40:58.359
5 -	29.194	54.556	18.283	1:42.033 (3)	69.82	0.691	09:42:40.392
6 -	29.103	54.096	18.143	1:41.342 (1)	70.30		09:44:21.734

2024 Caterham Academy Championship - White

QUALIFYING - RACE 1 - BEST SECTORS

SECTOR 1			SECTOR 2			SECTOR 3			IDEAL / BEST COMPARISON						
POS	NO	NAME	TIME	NO	NAME	TIME	NO	NAME	TIME	POS	NO	NAME	IDEAL	BEST	DIFF
												PERFECT LAP	1:33.616		
1	88	CARUSO	26.385	15	SAMPSON	50.302	86	EVANS	16.929	1	15	SAMPSON	1:33.786	1:34.184	0.398
2	15	SAMPSON	26.446	18	OGGELSBY	51.208	18	OGGELSBY	16.938	2	18	OGGELSBY	1:34.835	1:34.956	0.121
3	97	SHORT	26.511	97	SHORT	51.253	23	HALL	17.028	3	97	SHORT	1:34.928	1:35.321	0.393
4	18	OGGELSBY	26.689	42	HELME	51.377	15	SAMPSON	17.038	4	88	CARUSO	1:35.385	1:36.169	0.784
5	42	HELME	26.816	88	CARUSO	51.524	92	VAN DER GAAST	17.146	5	42	HELME	1:35.424	1:35.698	0.274
6	86	EVANS	26.845	22	COOPE	51.632	96	HARRIS	17.150	6	86	EVANS	1:35.463	1:36.115	0.652
7	14	HARRIS	26.886	23	HALL	51.635	97	SHORT	17.164	7	23	HALL	1:35.604	1:36.696	1.092
8	23	HALL	26.941	71	HAIGH	51.680	42	HELME	17.231	8	22	COOPE	1:36.067	1:36.683	0.616
9	22	COOPE	27.049	86	EVANS	51.689	12	MORTON	17.288	9	71	HAIGH	1:36.240	1:36.240	0.000
10	32	SEARLE	27.134	12	MORTON	51.828	71	HAIGH	17.318	10	96	HARRIS	1:36.287	1:36.454	0.167
11	96	HARRIS	27.189	14	HARRIS	51.853	32	SEARLE	17.364	11	14	HARRIS	1:36.334	1:36.528	0.194
12	12	MORTON	27.234	96	HARRIS	51.948	22	COOPE	17.386	12	12	MORTON	1:36.350	1:36.875	0.525
13	71	HAIGH	27.242	36	BUCK	52.387	88	CARUSO	17.476	13	32	SEARLE	1:37.196	1:37.674	0.478
14	58	PLATT	27.288	69	PONTES	52.530	14	HARRIS	17.595	14	92	VAN DER GAAST	1:37.309	1:37.807	0.498
15	92	VAN DER GAAST	27.378	32	SEARLE	52.698	58	PLATT	17.654	15	58	PLATT	1:37.661	1:38.141	0.480
16	69	PONTES	27.387	58	PLATT	52.719	36	BUCK	17.781	16	69	PONTES	1:37.763	1:37.999	0.236
17	36	BUCK	27.623	92	VAN DER GAAST	52.785	69	PONTES	17.846	17	36	BUCK	1:37.791	1:38.530	0.739
18	16	CARNE	27.867	16	CARNE	53.272	16	CARNE	17.918	18	16	CARNE	1:39.057	1:39.856	0.799
19	26	AL-JALILI	27.917	2	CHAPMAN	53.591	47	FRY	18.067	19	2	CHAPMAN	1:39.921	1:39.921	0.000
20	2	CHAPMAN	28.093	99	PLUNKETT	53.810	26	AL-JALILI	18.236	20	26	AL-JALILI	1:40.029	1:40.418	0.389
21	5	HARRIS	28.309	26	AL-JALILI	53.876	2	CHAPMAN	18.237	21	47	FRY	1:40.631	1:41.342	0.711
22	99	PLUNKETT	28.354	47	FRY	54.096	5	HARRIS	18.373	22	99	PLUNKETT	1:40.636	1:40.853	0.217
23	47	FRY	28.468	5	HARRIS	54.384	99	PLUNKETT	18.472	23	5	HARRIS	1:41.066	1:41.310	0.244

2024 Caterham Academy Championship - White

QUALIFYING - RACE 1 - STATISTICS

Competitors Started	23
Planned Start	2024-10-19 @ 09:35:00.000
Actual Start	2024-10-19 @ 09:33:02.745
Finish Time	2024-10-19 @ 09:46:31.204
Track Length	1.9790mi.
Total Laps	157
Total Distance Covered	310.7135mi.

Session Fastest Lap History

NO	NAME	LAP TIME	TIME OF DAY	LAP	VEHICLE
15	Nick SAMPSON	1:38.897	09:35:03.567	1	Caterham Academy
15	Nick SAMPSON	1:35.255	09:36:38.820	2	Caterham Academy
15	Nick SAMPSON	1:34.184	09:38:13.005	3	Caterham Academy

Flag History

TYPE	TIME OF DAY
GREEN	09:33:02.745
RED	09:45:53.409
FINISH	09:46:31.204

Flag Statistics

TYPE	COUNT	TOTAL LAPS	TOTAL TIME
Green	1	7	12:50.663
Red	1	0	37.795
Safety Car	0	0	0.000
FCY	0	0	0.000

2024 Caterham Academy Championship - White
RACE 1 - GRID (20 minutes) - AMENDED

ROW 12		23	1:41.342	47 Gary FRY		
ROW 11	21	1:40.853	99 Oliver PLUNKETT	22	1:41.310	
ROW 10		19	1:39.921	2 Charles CHAPMAN	20	1:40.418
ROW 9	17	1:38.530	36 Chris BUCK	18	1:39.856	
ROW 8		15	1:37.999	69 Eduardo PONTES	16	1:38.141
ROW 7	13	1:35.321	97 Cal SHORT	14	1:37.807	
ROW 6		11	1:36.875	12 Alastair MORTON	12	1:37.674
ROW 5	9	1:36.683	22 William COOPE	10	1:36.696	
ROW 4		7	1:36.454	96 Charles HARRIS	8	1:36.528
ROW 3	5	1:36.169	88 Luciano CARUSO	6	1:36.240	
ROW 2		3	1:35.698	42 Scott HELME	4	1:36.115
ROW 1	1	1:34.184	15 Nick SAMPSON	2	1:34.956	
Pole						

Comments:
 Car 97 - 10 place grid penalty for accumulation of BWP

These results are provisional until the conclusion of any judicial and technical matters.

Donington Park National: 1.9790 miles

Clerk Of Course: Darren Holmes	Stewards:	Timekeeper: Gethin Rees	
--------------------------------	-----------	-------------------------	--

Results can be found at www.tsl-timing.com

Printed - 14:04 Saturday, 19 October 2024



2024 Caterham Academy Championship - White

RACE 1 - CLASSIFICATION - AMENDED V2

Race Distance: 15 Laps / 29.68 miles

POS	NO	NAME	ENTRY	LAPS	TIME	GAP	DIFF	MPH	BEST	ON	GRD	↑↓
1	18	Paul OGGELSBY	Caterham Academy	15	21:10.499			84.00	1:24.010	12	2	1
2	23	David HALL	Caterham Academy	15	21:20.462	9.963	9.963	83.35	1:23.405	4	10	8
3	36	Chris BUCK	Caterham Academy	15	21:20.589	10.090	0.127	83.34	1:23.611	2	17	14
4	97*	Cal SHORT	Caterham Academy	15	21:25.737	15.238	5.148	83.01	1:23.317	4	13	9
5	42	Scott HELME	Caterham Academy	15	21:25.743	15.244	0.006	83.01	1:23.958	7	3	-2
6	86	Craig EVANS	Caterham Academy	15	21:26.221	15.722	0.478	82.98	1:24.188	8	4	-2
7	14*	William HARRIS	Caterham Academy	15	21:29.550	19.051	3.329	82.76	1:23.099	3	8	1
8	88*	Luciano CARUSO	Caterham Academy	15	21:31.168	20.669	1.618	82.66	1:23.846	3	5	-3
9	12	Alastair MORTON	Caterham Academy	15	21:38.243	27.744	7.075	82.21	1:24.726	3	11	2
10	69	Eduardo PONTES	Caterham Academy	15	21:38.429	27.930	0.186	82.20	1:24.905	5	15	5
11	15	Nick SAMPSON	Caterham Academy	15	21:53.743	43.244	15.314	81.24	1:24.129	4	1	-10
12	5	Stephen HARRIS	Caterham Academy	15	21:54.162	43.663	0.419	81.21	1:25.172	7	22	10
13	22	William COOPE	Caterham Academy	15	21:54.555	44.056	0.393	81.19	1:26.127	15	9	-4
14	16	Benoit CARNE	Caterham Academy	15	21:55.791	45.292	1.236	81.11	1:25.722	12	18	4
15	32	Ivan SEARLE	Caterham Academy	15	21:56.812	46.313	1.021	81.05	1:25.304	12	12	-3
16	26	Zena AL-JALILI	Caterham Academy	15	22:05.368	54.869	8.556	80.53	1:26.379	11	20	4
17	47	Gary FRY	Caterham Academy	15	22:18.022	1:07.523	12.654	79.76	1:26.742	2	23	6
18	2	Charles CHAPMAN	Caterham Academy	15	22:19.807	1:09.308	1.785	79.66	1:26.773	15	19	1
19	96*	Charles HARRIS	Caterham Academy	15	21:33.727			82.50	1:23.733	7	7	-12
20	99	Oliver PLUNKETT	Caterham Academy	14	21:29.261	1 Lap		77.26	1:26.779	11	21	1
21	71*	Richard HAIGH	Caterham Academy	15	22:05.991			80.49	1:24.982	14	6	-17

NOT CLASSIFIED

DNF	58	James PLATT	Caterham Academy	14	20:46.486	1 Lap		79.91	1:25.802	13	16	
DNF	92	Greg VAN DER GAAST	Caterham Academy	7	11:10.529	8 Laps	7 Laps	74.17	1:27.632	3	14	

FASTEST LAP

14	William HARRIS	Caterham Academy	3	1:23.099	85.73 mph	137.97 kph
----	----------------	------------------	---	----------	-----------	------------

Comments:

*Car 71 - 10 second time penalty for being out of position at the start

*Cars 14, 88 & 97 - 5 second time penalty for exceeding track limits

*Cars 71 & 96 - 10 place position penalty for Q12.24.3 failure to comply with yellow flag signals

Weather / Track : Bright / Dry

These results are provisional until the conclusion of any judicial and technical matters.

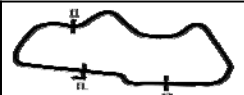
Date: 19/10/2024 Start: 14:28 Finish: 14:49

Donington Park National: 1.9790 miles

Clerk Of Course: Darren Holmes

Stewards:

Timekeeper: Gethin Rees



Results can be found at www.tsl-timing.com

Printed - 08:42 Sunday, 20 October 2024



2024 Caterham Academy Championship - White

RACE 1 - LAP CHART

LAP 1 @ 14:29:41.115			LAP 2 @ 14:31:05.668			LAP 3 @ 14:32:29.865			LAP 4 @ 14:33:54.474			LAP 5 @ 14:35:18.965		
NO	BEHIND	LAP TIME	NO	BEHIND	LAP TIME	NO	BEHIND	LAP TIME	NO	BEHIND	LAP TIME	NO	BEHIND	LAP TIME
18		1:30.121	18		1:24.553	18		1:24.197	18		1:24.609	18		1:24.491
88	0.878	1:30.999	36	1.384	1:23.611	36	1.152	1:23.965	14	1.485	1:24.546	14	2.161	1:25.167
15	1.061	1:31.182	88	1.690	1:25.365	88	1.339	1:23.846	36	1.885	1:25.342	36	2.200	1:24.806
14	1.507	1:31.628	14	2.646	1:25.692	14	1.548	1:23.099	88	2.003	1:25.273	23	2.382	1:24.769
42	1.959	1:32.080	15	3.022	1:26.514	15	3.163	1:24.338	23	2.104	1:23.405	88	2.579	1:25.067
86	2.130	1:32.251	23	3.565	1:25.358	23	3.308	1:23.940	15	2.683	1:24.129	97	2.614	1:24.220
36	2.326	1:32.447	42	3.720	1:26.314	97	4.177	1:24.136	97	2.885	1:23.317	15	3.143	1:24.951
96	2.711	1:32.832	86	4.061	1:26.484	86	4.963	1:25.099	42	5.657	1:25.123	42	5.905	1:24.739
23	2.760	1:32.881	97	4.238	1:25.060	42	5.143	1:25.620	86	5.676	1:25.322	86	6.122	1:24.937
22	3.560	1:33.681	96	4.776	1:26.618	96	5.271	1:24.692	96	5.801	1:25.139	96	6.348	1:25.038
97	3.731	1:33.852	22	5.492	1:26.485	22	8.622	1:27.327	69	10.636	1:26.564	69	11.050	1:24.905
16	3.891	1:34.012	16	5.799	1:26.461	69	8.681	1:26.703	12	11.749	1:27.325	12	12.435	1:25.177
69	5.040	1:35.161	69	6.175	1:25.688	16	8.879	1:27.277	16	11.926	1:27.656	22	14.747	1:27.184
92	6.086	1:36.207	12	8.504	1:26.132	12	9.033	1:24.726	22	12.054	1:28.041	16	15.035	1:27.600
5	6.685	1:36.806	5	9.503	1:27.371	5	10.855	1:25.549	5	12.537	1:26.291	5	15.173	1:27.127
12	6.925	1:37.046	58	9.949	1:27.213	71	12.358	1:25.212	71	12.870	1:25.121	71	15.542	1:27.163
58	7.289	1:37.410	71	11.343	1:26.246	58	12.660	1:26.908	58	14.119	1:26.068	58	15.896	1:26.268
26	8.923	1:39.044	26	12.962	1:28.592	26	15.922	1:27.157	26	19.068	1:27.755	26	22.568	1:27.991
71	9.650	1:39.771	92	15.012	1:33.479	2	18.167	1:26.838	2	23.341	1:29.783	47	26.529	1:27.418
2	12.492	1:42.613	2	15.526	1:27.587	92	18.447	1:27.632	47	23.602	1:28.868	2	27.232	1:28.382
99	13.289	1:43.410	99	15.919	1:27.183	99	19.140	1:27.418	32	24.227	1:28.485	32	27.435	1:27.699
47	14.099	1:44.220	47	16.288	1:26.742	47	19.343	1:27.252	92	58.505	2:04.667	92	1:03.369	1:29.355
32	14.633	1:44.754	32	16.982	1:26.902	32	20.351	1:27.566	99	1:03.583	2:09.052	99	1:07.716	1:28.624

2024 Caterham Academy Championship - White

RACE 1 - LAP CHART

LAP 6 @ 14:36:43.620			LAP 7 @ 14:38:07.934			LAP 8 @ 14:39:32.340			LAP 9 @ 14:40:56.400			LAP 10 @ 14:42:20.434		
NO	BEHIND	LAP TIME	NO	BEHIND	LAP TIME	NO	BEHIND	LAP TIME	NO	BEHIND	LAP TIME	NO	BEHIND	LAP TIME
18		1:24.655	18		1:24.314	18		1:24.406	18		1:24.060	18		1:24.034
23	2.623	1:24.896	36	4.098	1:25.588	36	4.250	1:24.558	23	5.392	1:25.027	99	1 Lap	1:29.796
36	2.824	1:25.279	23	4.740	1:26.431	23	4.425	1:24.091	36	5.737	1:25.547	36	6.585	1:24.882
88	3.507	1:25.583	97	5.121	1:25.782	88	6.499	1:25.613	88	8.323	1:25.884	23	6.718	1:25.360
97	3.653	1:25.694	88	5.292	1:26.099	97	6.548	1:25.833	14	8.394	1:25.680	88	10.128	1:25.839
14	3.663	1:26.157	14	5.332	1:25.983	14	6.774	1:25.848	97	8.460	1:25.972	97	10.311	1:25.885
42	6.289	1:25.039	42	5.933	1:23.958	42	6.972	1:25.445	42	8.988	1:26.076	14	10.493	1:26.133
96	6.743	1:25.050	96	6.162	1:23.733	96	7.120	1:25.364	86	9.394	1:26.087	86	10.624	1:25.264
86	7.443	1:25.976	86	7.585	1:24.456	86	7.367	1:24.188	96	16.348	1:33.288	42	11.647	1:26.693
12	13.036	1:25.256	69	15.187	1:26.203	12	16.749	1:25.779	69	18.821	1:25.982	96	17.881	1:25.567
69	13.298	1:26.903	12	15.376	1:26.654	69	16.899	1:26.118	12	19.115	1:26.426	12	20.931	1:25.850
22	16.558	1:26.466	22	18.945	1:26.701	22	21.108	1:26.569	22	24.702	1:27.654	69	21.074	1:26.287
71	17.286	1:26.399	71	19.325	1:26.353	71	21.336	1:26.417	71	25.099	1:27.823	22	29.562	1:28.894
16	17.784	1:27.404	15	19.543	1:25.934	16	21.982	1:26.492	16	25.895	1:27.973	58	30.077	1:27.454
15	17.923	1:39.435	16	19.896	1:26.426	15	22.267	1:27.130	5	26.442	1:27.662	15	30.257	1:27.484
58	19.595	1:28.354	5	20.642	1:25.172	5	22.840	1:26.604	58	26.657	1:27.738	16	30.773	1:28.912
5	19.784	1:29.266	58	21.442	1:26.161	58	22.979	1:25.943	15	26.807	1:28.600	5	31.062	1:28.654
26	25.949	1:28.036	26	29.413	1:27.778	26	32.313	1:27.306	26	36.965	1:28.712	71	38.039	1:36.974
32	29.547	1:26.767	32	31.766	1:26.533	32	33.120	1:25.760	32	37.279	1:28.219	32	39.522	1:26.277
47	29.746	1:27.872	47	32.383	1:26.951	47	36.186	1:28.209	47	41.134	1:29.008	26	40.553	1:27.622
2	30.029	1:27.452	2	32.932	1:27.217	2	45.024	1:36.498	2	50.384	1:29.420	47	45.831	1:28.731
92	1:08.445	1:29.731	92	1:13.589	1:29.458	99	1:19.257	1:29.692				2	54.495	1:28.145
99	1:11.221	1:28.160	99	1:13.971	1:27.064									

2024 Caterham Academy Championship - White

RACE 1 - LAP CHART

LAP 11 @ 14:43:44.690			LAP 12 @ 14:45:08.700			LAP 13 @ 14:46:32.859			LAP 14 @ 14:47:57.321			LAP 15 @ 14:49:21.493		
NO	BEHIND	LAP TIME	NO	BEHIND	LAP TIME	NO	BEHIND	LAP TIME	NO	BEHIND	LAP TIME	NO	BEHIND	LAP TIME
18		1:24.256	18		1:24.010	18		1:24.159	18		1:24.462	18		1:24.172
99	1 Lap	1:26.797	99	1 Lap	1:26.779	36	8.728	1:24.519	23	8.961	1:24.187	23	9.963	1:25.174
23	7.537	1:25.075	23	8.202	1:24.675	23	9.236	1:25.193	36	9.118	1:24.852	36	10.090	1:25.144
36	7.733	1:25.404	36	8.368	1:24.645	99	1 Lap	1:28.674	97	10.962	1:23.811	97	10.238	1:23.448
97	10.526	1:24.471	97	11.595	1:25.079	97	11.613	1:24.177	14	13.161	1:24.852	14	14.051	1:25.062
88	10.760	1:24.888	14	12.145	1:25.158	42	12.547	1:24.268	42	13.333	1:25.248	42	15.244	1:26.083
14	10.997	1:24.760	88	12.280	1:25.530	14	12.771	1:24.785	88	13.785	1:25.300	88	15.669	1:26.056
42	11.984	1:24.593	42	12.438	1:24.464	88	12.947	1:24.826	86	14.077	1:25.406	86	15.722	1:25.817
86	12.380	1:26.012	86	12.581	1:24.211	86	13.133	1:24.711	99	1 Lap	1:29.548	99	1 Lap	1:27.064
96	19.083	1:25.458	96	20.483	1:25.410	96	21.270	1:24.946	96	22.099	1:25.291	96	23.228	1:25.301
12	21.975	1:25.300	12	23.430	1:25.465	12	25.194	1:25.923	12	26.261	1:25.529	12	27.744	1:25.655
69	22.186	1:25.368	69	23.635	1:25.459	69	25.374	1:25.898	69	26.499	1:25.587	69	27.930	1:25.603
22	32.300	1:26.994	22	34.547	1:26.257	22	37.425	1:27.037	5	41.027	1:26.557	15	43.244	1:26.249
58	34.168	1:28.347	15	35.388	1:24.878	15	37.564	1:26.335	15	41.167	1:28.065	5	43.663	1:26.808
15	34.520	1:28.519	16	36.778	1:25.722	5	38.932	1:26.105	22	42.101	1:29.138	22	44.056	1:26.127
16	35.066	1:28.549	5	36.986	1:25.185	58	39.141	1:25.802	16	42.433	1:26.827	16	45.292	1:27.031
5	35.811	1:29.005	58	37.498	1:27.340	16	40.068	1:27.449	71	42.788	1:24.982	71	45.492	1:26.876
71	39.625	1:25.842	71	40.830	1:25.215	71	42.268	1:25.597	32	45.013	1:25.660	32	46.313	1:25.472
32	41.126	1:25.860	32	42.420	1:25.304	32	43.815	1:25.554	26	51.302	1:27.425	26	54.869	1:27.739
26	42.676	1:26.379	26	45.482	1:26.816	26	48.339	1:27.016	58	1:00.159	1:45.480 P	47	1:07.523	1:29.039
47	49.677	1:28.102	47	55.020	1:29.353	47	59.308	1:28.447	47	1:02.656	1:27.810	2	1:09.308	1:26.773
2	58.057	1:27.818	2	1:01.174	1:27.127	2	1:04.144	1:27.129	2	1:06.707	1:27.025			

2024 Caterham Academy Championship - White

RACE 1 - POSITION CHART WITH INTERMEDIATES

No	Name	Lap		Intermediates																																		
		Pos		L0 - Int1-M	L0 - Int2-M	L1 - Finish	L1 - Int1-M	L1 - Int2-M	L2 - Finish	L2 - Int1-M	L2 - Int2-M	L3 - Finish	L3 - Int1-M	L3 - Int2-M	L4 - Finish	L4 - Int1-M	L4 - Int2-M	L5 - Finish	L5 - Int1-M	L5 - Int2-M	L6 - Finish	L6 - Int1-M	L6 - Int2-M	L7 - Finish	L7 - Int1-M	L7 - Int2-M	L8 - Finish	L8 - Int1-M	L8 - Int2-M	L9 - Finish	L9 - Int1-M	L9 - Int2-M	L10 - Finish	L10 - Int1-M	L10 - Int2-M			
15	SAMPSON	1	15	18	18	18	18	18	18	18	18	18	18	18	18	18	18	18	18	18	18	18	18	18	18	18	18	18	18	18	18	18	18	18	18	18	18	
18	OGGELSBY	2	18	15	88	15	88	36	36	36	36	88	36	14	36	36	14	36	23	23	36	36	36	36	36	36	23	36	23	23	23	36	23	23	36	23	23	
42	HELME	3	88	88	15	88	36	88	88	88	88	36	14	36	14	14	36	23	36	36	23	23	23	23	23	23	36	23	36	36	36	36	23	36	36	36	36	
86	EVANS	4	42	42	14	14	15	14	14	14	14	88	88	23	23	23	88	88	88	88	88	97	97	97	97	88	97	88	88	88	88	88	88	88	88	88	97	97
88	CARUSO	5	86	14	42	36	14	15	15	15	15	23	23	23	88	88	88	97	97	97	97	88	88	14	14	97	88	97	14	97	97	97	88	88	88	88		
71	HAIGH	6	14	86	86	42	42	23	23	23	23	15	15	15	97	97	97	15	14	14	14	14	14	14	88	88	14	14	14	97	14	14	14	14	14	14		
96	HARRIS	7	96	96	36	86	23	42	42	42	97	97	97	97	15	15	15	14	42	42	42	42	42	42	42	42	42	42	42	42	42	42	42	86	86	86	86	42
14	HARRIS	8	22	36	96	23	86	86	97	97	86	86	42	42	86	86	86	86	86	86	86	86	86	86	86	86	86	86	86	86	86	86	86	86	86	86	86	86
22	COOPE	9	36	23	23	96	97	97	86	86	42	42	86	86	86	86	86	86	86	86	86	86	86	86	86	86	86	86	86	86	86	86	86	86	86	86	86	86
23	HALL	10	23	22	22	97	96	96	96	96	96	96	96	96	96	96	96	86	69	12	12	69	69	12	12	12	12	12	12	12	12	12	12	69	12	12	12	12
12	MORTON	11	92	97	97	22	22	22	22	22	22	69	69	69	69	69	69	69	69	69	69	69	69	12	69	69	69	69	69	69	69	69	69	69	69	69	69	69
32	SEARLE	12	16	16	16	16	16	16	16	69	69	16	16	12	12	12	12	12	12	22	22	22	22	22	22	22	22	22	22	22	22	22	22	71	22	22	22	
97	SHORT	13	69	69	69	69	69	69	69	16	16	12	12	16	16	22	22	22	16	71	71	15	71	71	15	71	71	15	71	71	71	22	16	58	58	15		
92	VAN DER GAAST	14	99	92	92	92	12	12	12	12	22	22	22	22	16	16	16	71	16	15	71	15	15	71	16	16	16	16	16	16	15	15	15	15	15	15	58	
69	PONTES	15	97	5	5	12	5	5	5	5	5	5	5	5	5	5	5	71	15	15	16	16	16	16	16	16	15	15	5	5	15	58	16	16	16			
58	PLATT	16	5	12	12	5	58	58	58	58	71	71	71	71	71	71	71	71	5	5	58	5	5	5	5	5	5	5	15	58	58	5	5	5	5	5		
36	BUCK	17	58	58	58	58	71	71	71	71	58	58	58	58	58	58	58	58	58	58	58	58	58	58	58	58	58	58	58	58	15	5	71	71	71	71		
16	CARNE	18	12	26	26	71	26	26	26	26	26	26	26	26	26	26	26	26	26	26	26	26	26	26	26	26	26	26	26	26	26	26	26	26	26	26	26	
2	CHAPMAN	19	26	71	71	26	92	92	2	2	2	2	2	2	2	2	2	47	47	47	32	32	32	32	32	32	32	32	32	32	32	32	26	26	26	26	26	
26	AL-JALILI	20	71	2	2	2	2	2	92	92	92	92	47	47	47	47	47	2	32	32	47	47	47	47	47	47	47	47	47	47	47	47	47	47	47	47	47	
99	PLUNKETT	21	2	99	99	99	99	99	99	99	99	99	99	99	32	32	32	32	32	2	2	2	2	2	2	2	2	2	2	2	2	2	2	2	2	2	2	
5	HARRIS	22	47	47	47	47	47	47	47	47	47	47	47	47	92	92	92	92	92	92	92	92	92	92	92	92	92	92	92	92	92	92	92	92	92	92	92	
47	FRY	23	32	32	32	32	32	32	32	32	32	32	32	32	99	99	99	99	99	99	99	99	99	99	99	99	99	99	99	99	99	99	99	99	99	99		

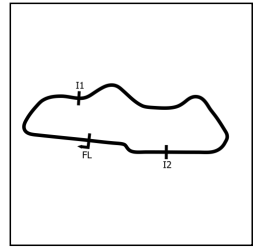
2024 Caterham Academy Championship - White

RACE 1 - POSITION CHART WITH INTERMEDIATES

No	Name	Lap																
		Pos	L11 - Finish	L11 - Int-M	L11 - Int-M	L12 - Finish	L12 - Int-M	L12 - Int-M	L13 - Finish	L13 - Int-M	L13 - Int-M	L14 - Finish	L14 - Int-M	L14 - Int-M	L15 - Finish			
15	SAMPSON	1	18	18	18	18	18	18	18	18	18	18	18	18	18	18		
18	OGGELSBY	2	23	23	36	23	36	36	36	36	23	23	36	36	23			
42	HELME	3	36	36	23	36	23	23	23	23	36	36	23	23	36			
86	EVANS	4	97	97	97	97	97	97	97	97	97	97	97	97	97			
88	CARUSO	5	88	14	14	14	88	14	42	42	42	14	14	14	14			
71	HAIGH	6	14	88	88	88	14	42	14	14	14	42	42	42	42			
96	HARRIS	7	42	42	42	42	42	88	88	88	88	88	88	88	88			
14	HARRIS	8	86	86	86	86	86	86	86	86	86	86	86	86	86			
22	COOPE	9	96	96	96	96	96	96	96	96	96	96	96	96	96			
23	HALL	10	12	12	12	12	12	12	12	12	12	12	12	12	12			
12	MORTON	11	69	69	69	69	69	69	69	69	69	69	69	69	69			
32	SEARLE	12	22	22	22	22	22	22	22	22	15	5	5	5	15			
97	SHORT	13	58	15	15	15	15	15	15	15	5	15	15	15	5			
92	VAN DER GAAST	14	15	58	16	16	16	16	5	5	22	22	22	22	22			
69	PONTES	15	16	16	5	5	5	5	58	58	58	16	16	16	16			
58	PLATT	16	5	5	58	58	58	58	16	16	16	71	71	71	71			
36	BUCK	17	71	71	71	71	71	71	71	71	71	32	32	32	32			
16	CARNE	18	32	32	32	32	32	32	32	32	32	26	26	26	26			
2	CHAPMAN	19	26	26	26	26	26	26	26	26	26	47	47	47	47			
26	AL-JALILI	20	47	47	47	47	47	47	47	47	47	2	2	2	2			
99	PLUNKETT	21	2	2	2	2	2	2	2	2	2	2	2	99				
5	HARRIS	22	99	99	99	99	99	99	99	99	99	99	99	99				
47	FRY	23																

2024 Caterham Academy Championship - White

RACE 1 - SECTOR ANALYSIS



SECTOR 1 = FL to I1, SECTOR 2 = I1 to I2, SECTOR 3 = I2 to FL, DIFF = Difference To Personal Best Lap, P = Crossed Finish Line in Pit Lane, D = Time Disallowed

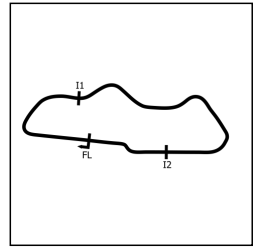
P1 18		Paul OGGELSBY		Caterham Academy			
IDEAL LAP TIME : 1:23.735		BEST LAP TIME : 1:24.010		DIFFERENCE : 0.275			
LAP	SECTOR 1	SECTOR 2	SECTOR 3	LAP TIME	MPH	DIFF	TIME OF DAY
1 -		45.636	15.026	1:30.121	79.05	6.111	14:29:41.115
2 -	24.518	45.036	14.999	1:24.553	84.26	0.543	14:31:05.668
3 -	24.580	44.752	14.865	1:24.197	84.61	0.187	14:32:29.865
4 -	24.594	45.015	15.000	1:24.609	84.20	0.599	14:33:54.474
5 -	24.550	44.936	15.005	1:24.491	84.32	0.481	14:35:18.965
6 -	24.633	44.898	15.124	1:24.655	84.16	0.645	14:36:43.620
7 -	24.492	44.939	14.883	1:24.314	84.50	0.304	14:38:07.934
8 -	24.516	45.117	14.773	1:24.406	84.40	0.396	14:39:32.340
9 -	24.374	44.822	14.864	1:24.060 (3)	84.75	0.050	14:40:56.400
10 -	24.327	44.818	14.889	1:24.034 (2)	84.78	0.024	14:42:20.434
11 -	24.469	44.945	14.842	1:24.256	84.55	0.246	14:43:44.690
12 -	24.400	44.728	14.882	1:24.010 (1)	84.80		14:45:08.700
13 -	24.358	44.734	15.067	1:24.159	84.65	0.149	14:46:32.859
14 -	24.507	44.910	15.045	1:24.462	84.35	0.452	14:47:57.321
15 -	24.467	44.635	15.070	1:24.172	84.64	0.162	14:49:21.493

P2 23		David HALL		Caterham Academy			
IDEAL LAP TIME : 1:23.116		BEST LAP TIME : 1:23.405		DIFFERENCE : 0.289			
LAP	SECTOR 1	SECTOR 2	SECTOR 3	LAP TIME	MPH	DIFF	TIME OF DAY
1 -		46.245	15.303	1:32.881	76.70	9.476	14:29:43.875
2 -	24.333	45.934	15.091	1:25.358	83.46	1.953	14:31:09.233
3 -	24.654	44.698	14.588	1:23.940 (2)	84.87	0.535	14:32:33.173
4 -	24.129	44.533	14.743	1:23.405 (1)	85.42		14:33:56.578
5 -	24.443	44.973	15.353	1:24.769	84.04	1.364	14:35:21.347
6 -	24.727	45.419	14.750	1:24.896	83.92	1.491	14:36:46.243
7 -	24.737	46.436	15.258	1:26.431	82.43	3.026	14:38:12.674
8 -	24.057	45.508	14.526	1:24.091 (3)	84.72	0.686	14:39:36.765
9 -	24.489	45.709	14.829	1:25.027	83.79	1.622	14:41:01.792
10 -	24.755	45.269	15.336	1:25.360	83.46	1.955	14:42:27.152
11 -	24.485	45.808	14.782	1:25.075	83.74	1.670	14:43:52.227
12 -	24.637	44.986	15.052	1:24.675	84.14	1.270	14:45:16.902
13 -	24.468	45.492	15.233	1:25.193	83.62	1.788	14:46:42.095
14 -	24.265	45.211	14.711	1:24.187	84.62	0.782	14:48:06.282
15 -	24.620	45.615	14.939	1:25.174	83.64	1.769	14:49:31.456

P3 36		Chris BUCK		Caterham Academy			
IDEAL LAP TIME : 1:23.483		BEST LAP TIME : 1:23.611		DIFFERENCE : 0.128			
LAP	SECTOR 1	SECTOR 2	SECTOR 3	LAP TIME	MPH	DIFF	TIME OF DAY
1 -		45.878	15.382	1:32.447	77.06	8.836	14:29:43.441
2 -	24.172	44.500	14.939	1:23.611 (1)	85.21		14:31:07.052
3 -	24.428	44.594	14.943	1:23.965 (2)	84.85	0.354	14:32:31.017
4 -	24.495	44.905	15.942	1:25.342	83.48	1.731	14:33:56.359
5 -	24.305	45.137	15.364	1:24.806	84.01	1.195	14:35:21.165
6 -	24.641	45.740	14.898	1:25.279	83.54	1.668	14:36:46.444
7 -	24.407	46.047	15.134	1:25.588	83.24	1.977	14:38:12.032
8 -	24.368	45.051	15.139	1:24.558	84.25	0.947	14:39:36.590
9 -	24.835	45.510	15.202	1:25.547	83.28	1.936	14:41:02.137
10 -	24.453	45.315	15.114	1:24.882	83.93	1.271	14:42:27.019
11 -	24.623	45.823	14.958	1:25.404	83.42	1.793	14:43:52.423
12 -	24.595	44.767	15.283	1:24.645	84.17	1.034	14:45:17.068
13 -	24.136	45.242	15.141	1:24.519 (3)	84.29	0.908	14:46:41.587
14 -	24.494	45.511	14.847	1:24.852	83.96	1.241	14:48:06.439
15 -	24.285	45.691	15.168	1:25.144	83.67	1.533	14:49:31.583

2024 Caterham Academy Championship - White

RACE 1 - SECTOR ANALYSIS



SECTOR 1 = FL to I1, SECTOR 2 = I1 to I2, SECTOR 3 = I2 to FL, DIFF = Difference To Personal Best Lap, P = Crossed Finish Line in Pit Lane, D = Time Disallowed

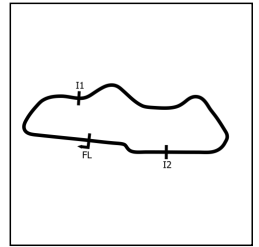
P4 97		Cal SHORT		Caterham Academy			
IDEAL LAP TIME : 1:23.132		BEST LAP TIME : 1:23.317		DIFFERENCE : 0.185			
LAP	SECTOR 1	SECTOR 2	SECTOR 3	LAP TIME	MPH	DIFF	TIME OF DAY
1 -		45.450	15.561	1:33.852	75.91	10.535	14:29:44.846
2 -	24.583	45.459	15.018	1:25.060	83.76	1.743	14:31:09.906
3 -	24.188	44.969	14.979	1:24.136	84.68	0.819	14:32:34.042
4 -	24.373	44.526	14.418	1:23.317 (1)	85.51		14:33:57.359
5 -	24.202	45.490	14.528	1:24.220	84.59	0.903	14:35:21.579
6 -	24.737	45.652	15.305	1:25.694	83.14	2.377	14:36:47.273
7 -	24.401	45.784	15.597	1:25.782	83.05	2.465	14:38:13.055
8 -	24.690	45.549	15.594	1:25.833	83.00	2.516	14:39:38.888
9 -	24.994	45.102	15.876	1:25.972	82.87	2.655	14:41:04.860
10 -	24.786	45.586	15.513	1:25.885	82.95	2.568	14:42:30.745
11 -	24.469	45.340	14.662	1:24.471	84.34	1.154	14:43:55.216
12 -	24.847	45.377	14.855	1:25.079	83.74	1.762	14:45:20.295
13 -	24.507	44.947	14.723	1:24.177	84.63	0.860	14:46:44.472
14 -	24.358	44.823	14.630	1:23.811 (3)	85.00	0.494	14:48:08.283
15 -	24.302	44.638	14.508	1:23.448 (2)	85.37	0.131	14:49:31.731

P5 42		Scott HELME		Caterham Academy			
IDEAL LAP TIME : 1:23.354		BEST LAP TIME : 1:23.958		DIFFERENCE : 0.604			
LAP	SECTOR 1	SECTOR 2	SECTOR 3	LAP TIME	MPH	DIFF	TIME OF DAY
1 -		46.303	16.014	1:32.080	77.37	8.122	14:29:43.074
2 -	24.935	45.975	15.404	1:26.314	82.54	2.356	14:31:09.388
3 -	24.639	45.031	15.950	1:25.620	83.21	1.662	14:32:35.008
4 -	24.870	44.911	15.342	1:25.123	83.69	1.165	14:34:00.131
5 -	24.730	45.199	14.810	1:24.739	84.07	0.781	14:35:24.870
6 -	25.065	45.265	14.709	1:25.039	83.78	1.081	14:36:49.909
7 -	24.284	44.808	14.866	1:23.958 (1)	84.85		14:38:13.867
8 -	25.022	44.859	15.564	1:25.445	83.38	1.487	14:39:39.312
9 -	25.124	44.697	16.255	1:26.076	82.77	2.118	14:41:05.388
10 -	25.075	45.503	16.115	1:26.693	82.18	2.735	14:42:32.081
11 -	24.167	45.595	14.831	1:24.593	84.22	0.635	14:43:56.674
12 -	24.076	45.151	15.237	1:24.464 (3)	84.35	0.506	14:45:21.138
13 -	24.491	44.569	15.208	1:24.268 (2)	84.54	0.310	14:46:45.406
14 -	24.436	45.272	15.540	1:25.248	83.57	1.290	14:48:10.654
15 -	24.854	45.547	15.682	1:26.083	82.76	2.125	14:49:36.737

P6 86		Craig EVANS		Caterham Academy			
IDEAL LAP TIME : 1:23.709		BEST LAP TIME : 1:24.188		DIFFERENCE : 0.479			
LAP	SECTOR 1	SECTOR 2	SECTOR 3	LAP TIME	MPH	DIFF	TIME OF DAY
1 -		46.483	15.817	1:32.251	77.23	8.063	14:29:43.245
2 -	24.844	46.217	15.423	1:26.484	82.38	2.296	14:31:09.729
3 -	24.560	45.054	15.485	1:25.099	83.72	0.911	14:32:34.828
4 -	24.732	45.388	15.202	1:25.322	83.50	1.134	14:34:00.150
5 -	25.050	45.055	14.832	1:24.937	83.88	0.749	14:35:25.087
6 -	25.255	45.839	14.882	1:25.976	82.86	1.788	14:36:51.063
7 -	24.317	45.346	14.793	1:24.456 (3)	84.35	0.268	14:38:15.519
8 -	24.341	45.129	14.718	1:24.188 (1)	84.62		14:39:39.707
9 -	24.891	46.387	14.809	1:26.087	82.76	1.899	14:41:05.794
10 -	24.417	45.635	15.212	1:25.264	83.55	1.076	14:42:31.058
11 -	24.644	46.590	14.778	1:26.012	82.83	1.824	14:43:57.070
12 -	24.436	44.963	14.812	1:24.211 (2)	84.60	0.023	14:45:21.281
13 -	24.539	44.746	15.426	1:24.711	84.10	0.523	14:46:45.992
14 -	24.596	46.164	14.646	1:25.406	83.42	1.218	14:48:11.398
15 -	24.515	45.894	15.408	1:25.817	83.02	1.629	14:49:37.215

2024 Caterham Academy Championship - White

RACE 1 - SECTOR ANALYSIS



SECTOR 1 = FL to I1, SECTOR 2 = I1 to I2, SECTOR 3 = I2 to FL, DIFF = Difference To Personal Best Lap, P = Crossed Finish Line in Pit Lane, D = Time Disallowed

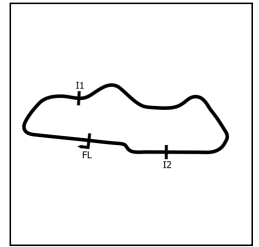
P7 14		William HARRIS		Caterham Academy			
IDEAL LAP TIME : 1:23.099		BEST LAP TIME : 1:23.099		DIFFERENCE : 0.000			
LAP	SECTOR 1	SECTOR 2	SECTOR 3	LAP TIME	MPH	DIFF	TIME OF DAY
1 -		46.282	15.243	1:31.628	77.75	8.529	14:29:42.622
2 -	24.335	45.900	15.457	1:25.692	83.14	2.593	14:31:08.314
3 -	24.262	44.202	14.635	1:23.099 (1)	85.73		14:32:31.413
4 -	24.594	44.464	15.488	1:24.546 (2)	84.26	1.447	14:33:55.959
5 -	24.882	45.063	15.222	1:25.167	83.65	2.068	14:35:21.126
6 -	25.611	45.695	14.851	1:26.157	82.69	3.058	14:36:47.283
7 -	24.602	46.054	15.327	1:25.983	82.86	2.884	14:38:13.266
8 -	24.627	45.443	15.778	1:25.848	82.99	2.749	14:39:39.114
9 -	25.108	44.830	15.742	1:25.680	83.15	2.581	14:41:04.794
10 -	25.031	45.470	15.632	1:26.133	82.71	3.034	14:42:30.927
11 -	24.590	45.428	14.742	1:24.760 (3)	84.05	1.661	14:43:55.687
12 -	24.517	45.310	15.331	1:25.158	83.66	2.059	14:45:20.845
13 -	24.463	44.871	15.451	1:24.785	84.03	1.686	14:46:45.630
14 -	24.741	44.792	15.319	1:24.852	83.96	1.753	14:48:10.482
15 -	24.968	45.138	14.956	1:25.062	83.75	1.963	14:49:35.544

P8 88		Luciano CARUSO		Caterham Academy			
IDEAL LAP TIME : 1:23.666		BEST LAP TIME : 1:23.846		DIFFERENCE : 0.180			
LAP	SECTOR 1	SECTOR 2	SECTOR 3	LAP TIME	MPH	DIFF	TIME OF DAY
1 -		46.164	15.144	1:30.999	78.29	7.153	14:29:41.993
2 -	24.760	45.229	15.376	1:25.365	83.46	1.519	14:31:07.358
3 -	24.238	44.883	14.725	1:23.846 (1)	84.97		14:32:31.204
4 -	24.128	45.316	15.829	1:25.273	83.55	1.427	14:33:56.477
5 -	24.778	45.418	14.871	1:25.067	83.75	1.221	14:35:21.544
6 -	24.697	45.611	15.275	1:25.583	83.24	1.737	14:36:47.127
7 -	24.180	46.540	15.379	1:26.099	82.74	2.253	14:38:13.226
8 -	24.924	45.298	15.391	1:25.613	83.21	1.767	14:39:38.839
9 -	25.220	44.869	15.795	1:25.884	82.95	2.038	14:41:04.723
10 -	24.669	45.833	15.337	1:25.839	83.00	1.993	14:42:30.562
11 -	24.827	45.392	14.669	1:24.888 (3)	83.92	1.042	14:43:55.450
12 -	24.975	45.410	15.145	1:25.530	83.29	1.684	14:45:20.980
13 -	24.149	45.163	15.514	1:24.826 (2)	83.99	0.980	14:46:45.806
14 -	24.615	46.016	14.669	1:25.300	83.52	1.454	14:48:11.106
15 -	24.532	45.517	16.007	1:26.056	82.79	2.210	14:49:37.162

P9 96		Charles HARRIS		Caterham Academy			
IDEAL LAP TIME : 1:23.669		BEST LAP TIME : 1:23.733		DIFFERENCE : 0.064			
LAP	SECTOR 1	SECTOR 2	SECTOR 3	LAP TIME	MPH	DIFF	TIME OF DAY
1 -		46.203	16.304	1:32.832	76.74	9.099	14:29:43.826
2 -	24.656	46.462	15.500	1:26.618	82.25	2.885	14:31:10.444
3 -	24.229	45.141	15.322	1:24.692 (2)	84.12	0.959	14:32:35.136
4 -	24.920	44.999	15.220	1:25.139	83.68	1.406	14:34:00.275
5 -	25.239	45.115	14.684	1:25.038	83.78	1.305	14:35:25.313
6 -	24.879	45.460	14.711	1:25.050	83.77	1.317	14:36:50.363
7 -	24.110	44.875	14.748	1:23.733 (1)	85.08		14:38:14.096
8 -	25.016	45.041	15.307	1:25.364	83.46	1.631	14:39:39.460
9 -	24.995	52.690	15.603	1:33.288	76.37	9.555	14:41:12.748
10 -	24.807	45.560	15.200	1:25.567	83.26	1.834	14:42:38.315
11 -	24.657	45.621	15.180	1:25.458	83.37	1.725	14:44:03.773
12 -	24.634	45.576	15.200	1:25.410	83.41	1.677	14:45:29.183
13 -	24.627	45.200	15.119	1:24.946 (3)	83.87	1.213	14:46:54.129
14 -	24.719	45.478	15.094	1:25.291	83.53	1.558	14:48:19.420
15 -	24.517	45.758	15.026	1:25.301	83.52	1.568	14:49:44.721

2024 Caterham Academy Championship - White

RACE 1 - SECTOR ANALYSIS



SECTOR 1 = FL to I1, SECTOR 2 = I1 to I2, SECTOR 3 = I2 to FL, DIFF = Difference To Personal Best Lap, P = Crossed Finish Line in Pit Lane, D = Time Disallowed

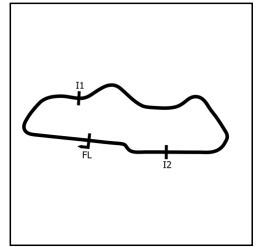
P10 12		Alastair MORTON		Caterham Academy			
IDEAL LAP TIME : 1:24.288		BEST LAP TIME : 1:24.726		DIFFERENCE : 0.438			
LAP	SECTOR 1	SECTOR 2	SECTOR 3	LAP TIME	MPH	DIFF	TIME OF DAY
1 -		46.555	15.717	1:37.046	73.41	12.320	14:29:48.040
2 -	24.500	46.470	15.162	1:26.132	82.71	1.406	14:31:14.172
3 -	24.704	44.790	15.232	1:24.726 (1)	84.09		14:32:38.898
4 -	25.161	46.434	15.730	1:27.325	81.58	2.599	14:34:06.223
5 -	24.876	45.090	15.211	1:25.177 (2)	83.64	0.451	14:35:31.400
6 -	24.336	45.413	15.507	1:25.256 (3)	83.56	0.530	14:36:56.656
7 -	25.070	45.731	15.853	1:26.654	82.21	1.928	14:38:23.310
8 -	24.704	45.657	15.418	1:25.779	83.05	1.053	14:39:49.089
9 -	24.888	45.655	15.883	1:26.426	82.43	1.700	14:41:15.515
10 -	24.912	45.625	15.313	1:25.850	82.98	1.124	14:42:41.365
11 -	24.700	45.235	15.365	1:25.300	83.52	0.574	14:44:06.665
12 -	24.748	45.440	15.277	1:25.465	83.36	0.739	14:45:32.130
13 -	24.613	45.810	15.500	1:25.923	82.91	1.197	14:46:58.053
14 -	24.746	45.268	15.515	1:25.529	83.30	0.803	14:48:23.582
15 -	24.911	45.357	15.387	1:25.655	83.17	0.929	14:49:49.237

P11 69		Eduardo PONTES		Caterham Academy			
IDEAL LAP TIME : 1:24.738		BEST LAP TIME : 1:24.905		DIFFERENCE : 0.167			
LAP	SECTOR 1	SECTOR 2	SECTOR 3	LAP TIME	MPH	DIFF	TIME OF DAY
1 -		47.330	15.502	1:35.161	74.86	10.256	14:29:46.155
2 -	24.496	45.127	16.065	1:25.688	83.14	0.783	14:31:11.843
3 -	24.800	46.030	15.873	1:26.703	82.17	1.798	14:32:38.546
4 -	25.253	45.951	15.360	1:26.564	82.30	1.659	14:34:05.110
5 -	24.556	45.227	15.122	1:24.905 (1)	83.91		14:35:30.015
6 -	24.636	46.329	15.938	1:26.903	81.98	1.998	14:36:56.918
7 -	25.116	45.419	15.668	1:26.203	82.64	1.298	14:38:23.121
8 -	25.184	45.541	15.393	1:26.118	82.73	1.213	14:39:49.239
9 -	25.044	45.383	15.555	1:25.982	82.86	1.077	14:41:15.221
10 -	25.362	45.670	15.255	1:26.287	82.56	1.382	14:42:41.508
11 -	24.817	45.164	15.387	1:25.368 (2)	83.45	0.463	14:44:06.876
12 -	24.805	45.228	15.426	1:25.459 (3)	83.36	0.554	14:45:32.335
13 -	24.636	45.619	15.643	1:25.898	82.94	0.993	14:46:58.233
14 -	24.882	45.142	15.563	1:25.587	83.24	0.682	14:48:23.820
15 -	24.944	45.120	15.539	1:25.603	83.22	0.698	14:49:49.423

P12 15		Nick SAMPSON		Caterham Academy			
IDEAL LAP TIME : 1:24.027		BEST LAP TIME : 1:24.129		DIFFERENCE : 0.102			
LAP	SECTOR 1	SECTOR 2	SECTOR 3	LAP TIME	MPH	DIFF	TIME OF DAY
1 -		46.339	15.401	1:31.182	78.13	7.053	14:29:42.176
2 -	24.414	46.255	15.845	1:26.514	82.35	2.385	14:31:08.690
3 -	24.373	45.181	14.784	1:24.338 (2)	84.47	0.209	14:32:33.028
4 -	24.475	45.027	14.627	1:24.129 (1)	84.68		14:33:57.157
5 -	24.550	45.550	14.851	1:24.951	83.86	0.822	14:35:22.108
6 -	24.536	59.317	15.582	1:39.435	71.65	15.306	14:37:01.543
7 -	24.588	45.460	15.886	1:25.934	82.90	1.805	14:38:27.477
8 -	24.651	46.008	16.471	1:27.130	81.77	3.001	14:39:54.607
9 -	24.698	46.898	17.004	1:28.600	80.41	4.471	14:41:23.207
10 -	24.748	46.710	16.026	1:27.484	81.43	3.355	14:42:50.691
11 -	25.339	47.352	15.828	1:28.519	80.48	4.390	14:44:19.210
12 -	24.717	45.265	14.896	1:24.878 (3)	83.93	0.749	14:45:44.088
13 -	24.535	45.959	15.841	1:26.335	82.52	2.206	14:47:10.423
14 -	25.368	46.794	15.903	1:28.065	80.90	3.936	14:48:38.488
15 -	25.177	45.719	15.353	1:26.249	82.60	2.120	14:50:04.737

2024 Caterham Academy Championship - White

RACE 1 - SECTOR ANALYSIS



SECTOR 1 = FL to I1, SECTOR 2 = I1 to I2, SECTOR 3 = I2 to FL, DIFF = Difference To Personal Best Lap, P = Crossed Finish Line in Pit Lane, D = Time Disallowed

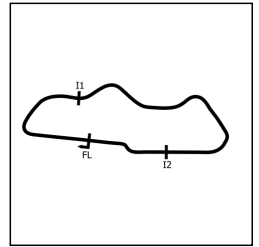
P13		5		Stephen HARRIS		Caterham Academy	
IDEAL LAP TIME : 1:24.817		BEST LAP TIME : 1:25.172		DIFFERENCE : 0.355			
LAP	SECTOR 1	SECTOR 2	SECTOR 3	LAP TIME	MPH	DIFF	TIME OF DAY
1 -		47.292	16.052	1:36.806	73.59	11.634	14:29:47.800
2 -	25.195	46.870	15.306	1:27.371	81.54	2.199	14:31:15.171
3 -	24.600	45.635	15.314	1:25.549 (3)	83.28	0.377	14:32:40.720
4 -	24.620	46.230	15.441	1:26.291	82.56	1.119	14:34:07.011
5 -	25.045	46.576	15.506	1:27.127	81.77	1.955	14:35:34.138
6 -	25.634	47.614	16.018	1:29.266	79.81	4.094	14:37:03.404
7 -	24.707	45.329	15.136	1:25.172 (1)	83.65		14:38:28.576
8 -	24.372	45.509	16.723	1:26.604	82.26	1.432	14:39:55.180
9 -	25.031	45.804	16.827	1:27.662	81.27	2.490	14:41:22.842
10 -	25.521	46.529	16.604	1:28.654	80.36	3.482	14:42:51.496
11 -	25.059	47.152	16.794	1:29.005	80.04	3.833	14:44:20.501
12 -	24.539	45.530	15.116	1:25.185 (2)	83.63	0.013	14:45:45.686
13 -	24.809	45.611	15.685	1:26.105	82.74	0.933	14:47:11.791
14 -	24.830	45.982	15.745	1:26.557	82.31	1.385	14:48:38.348
15 -	25.139	45.855	15.814	1:26.808	82.07	1.636	14:50:05.156

P14		22		William COOPE		Caterham Academy	
IDEAL LAP TIME : 1:25.429		BEST LAP TIME : 1:26.127		DIFFERENCE : 0.698			
LAP	SECTOR 1	SECTOR 2	SECTOR 3	LAP TIME	MPH	DIFF	TIME OF DAY
1 -		46.617	16.002	1:33.681	76.05	7.554	14:29:44.675
2 -	24.977	45.720	15.788	1:26.485	82.38	0.358	14:31:11.160
3 -	24.862	46.477	15.988	1:27.327	81.58	1.200	14:32:38.487
4 -	25.753	46.808	15.480	1:28.041	80.92	1.914	14:34:06.528
5 -	25.069	46.220	15.895	1:27.184	81.71	1.057	14:35:33.712
6 -	25.217	46.050	15.199	1:26.466 (3)	82.39	0.339	14:37:00.178
7 -	24.816	46.400	15.485	1:26.701	82.17	0.574	14:38:26.879
8 -	24.879	46.247	15.443	1:26.569	82.30	0.442	14:39:53.448
9 -	25.252	46.601	15.801	1:27.654	81.28	1.527	14:41:21.102
10 -	25.626	47.475	15.793	1:28.894	80.14	2.767	14:42:49.996
11 -	25.236	46.197	15.561	1:26.994	81.89	0.867	14:44:16.990
12 -	24.976	45.948	15.333	1:26.257 (2)	82.59	0.130	14:45:43.247
13 -	25.048	46.241	15.748	1:27.037	81.85	0.910	14:47:10.284
14 -	25.352	47.065	16.721	1:29.138	79.92	3.011	14:48:39.422
15 -	25.309	45.414	15.404	1:26.127 (1)	82.72		14:50:05.549

P15		16		Benoit CARNE		Caterham Academy	
IDEAL LAP TIME : 1:25.301		BEST LAP TIME : 1:25.722		DIFFERENCE : 0.421			
LAP	SECTOR 1	SECTOR 2	SECTOR 3	LAP TIME	MPH	DIFF	TIME OF DAY
1 -		46.610	15.562	1:34.012	75.78	8.290	14:29:45.006
2 -	24.994	45.535	15.932	1:26.461 (3)	82.40	0.739	14:31:11.467
3 -	24.909	46.523	15.845	1:27.277	81.63	1.555	14:32:38.744
4 -	25.222	46.493	15.941	1:27.656	81.27	1.934	14:34:06.400
5 -	25.048	46.524	16.028	1:27.600	81.33	1.878	14:35:34.000
6 -	25.394	46.222	15.788	1:27.404	81.51	1.682	14:37:01.404
7 -	25.030	45.465	15.931	1:26.426 (2)	82.43	0.704	14:38:27.830
8 -	24.568	45.898	16.026	1:26.492	82.37	0.770	14:39:54.322
9 -	24.861	46.752	16.360	1:27.973	80.98	2.251	14:41:22.295
10 -	24.895	47.441	16.576	1:28.912	80.13	3.190	14:42:51.207
11 -	25.056	47.322	16.171	1:28.549	80.45	2.827	14:44:19.756
12 -	24.709	45.745	15.268	1:25.722 (1)	83.11		14:45:45.478
13 -	24.655	45.734	17.060	1:27.449	81.47	1.727	14:47:12.927
14 -	24.903	45.626	16.298	1:26.827	82.05	1.105	14:48:39.754
15 -	25.282	46.059	15.690	1:27.031	81.86	1.309	14:50:06.785

2024 Caterham Academy Championship - White

RACE 1 - SECTOR ANALYSIS



SECTOR 1 = FL to I1, SECTOR 2 = I1 to I2, SECTOR 3 = I2 to FL, DIFF = Difference To Personal Best Lap, P = Crossed Finish Line in Pit Lane, D = Time Disallowed

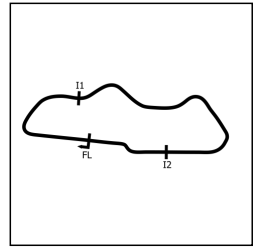
P16 32		Ivan SEARLE		Caterham Academy			
IDEAL LAP TIME : 1:25.161		BEST LAP TIME : 1:25.304		DIFFERENCE : 0.143			
LAP	SECTOR 1	SECTOR 2	SECTOR 3	LAP TIME	MPH	DIFF	TIME OF DAY
1 -		47.545	16.955	1:44.754	68.01	19.450	14:29:55.748
2 -	25.132	46.261	15.509	1:26.902	81.98	1.598	14:31:22.650
3 -	24.948	47.257	15.361	1:27.566	81.36	2.262	14:32:50.216
4 -	24.817	48.195	15.473	1:28.485	80.51	3.181	14:34:18.701
5 -	24.998	46.233	16.468	1:27.699	81.23	2.395	14:35:46.400
6 -	24.801	46.251	15.715	1:26.767	82.11	1.463	14:37:13.167
7 -	25.011	46.118	15.404	1:26.533	82.33	1.229	14:38:39.700
8 -	24.661	45.752	15.347	1:25.760	83.07	0.456	14:40:05.460
9 -	24.842	47.854	15.523	1:28.219	80.76	2.915	14:41:33.679
10 -	24.705	46.417	15.155	1:26.277	82.57	0.973	14:42:59.956
11 -	24.763	45.625	15.472	1:25.860	82.97	0.556	14:44:25.816
12 -	24.477	45.703	15.124	1:25.304 (1)	83.52		14:45:51.120
13 -	24.594	45.707	15.253	1:25.554 (3)	83.27	0.250	14:47:16.674
14 -	24.518	45.863	15.279	1:25.660	83.17	0.356	14:48:42.334
15 -	24.679	45.560	15.233	1:25.472 (2)	83.35	0.168	14:50:07.806

P17 26		Zena AL-JALILI		Caterham Academy			
IDEAL LAP TIME : 1:26.338		BEST LAP TIME : 1:26.379		DIFFERENCE : 0.041			
LAP	SECTOR 1	SECTOR 2	SECTOR 3	LAP TIME	MPH	DIFF	TIME OF DAY
1 -		47.348	16.103	1:39.044	71.93	12.665	14:29:50.038
2 -	26.573	46.559	15.460	1:28.592	80.42	2.213	14:31:18.630
3 -	25.022	46.587	15.548	1:27.157	81.74	0.778	14:32:45.787
4 -	25.267	46.762	15.726	1:27.755	81.18	1.376	14:34:13.542
5 -	25.436	46.637	15.918	1:27.991	80.97	1.612	14:35:41.533
6 -	25.376	47.106	15.554	1:28.036	80.92	1.657	14:37:09.569
7 -	25.475	46.726	15.577	1:27.778	81.16	1.399	14:38:37.347
8 -	25.196	46.633	15.477	1:27.306	81.60	0.927	14:40:04.653
9 -	25.235	47.784	15.693	1:28.712	80.31	2.333	14:41:33.365
10 -	25.483	46.925	15.214	1:27.622	81.31	1.243	14:43:00.987
11 -	24.799	46.325	15.255	1:26.379 (1)	82.48		14:44:27.366
12 -	24.933	46.456	15.427	1:26.816 (2)	82.06	0.437	14:45:54.182
13 -	25.169	46.364	15.483	1:27.016 (3)	81.87	0.637	14:47:21.198
14 -	25.388	46.645	15.392	1:27.425	81.49	1.046	14:48:48.623
15 -	25.465	46.678	15.596	1:27.739	81.20	1.360	14:50:16.362

P18 71		Richard HAIGH		Caterham Academy			
IDEAL LAP TIME : 1:24.009		BEST LAP TIME : 1:24.982		DIFFERENCE : 0.973			
LAP	SECTOR 1	SECTOR 2	SECTOR 3	LAP TIME	MPH	DIFF	TIME OF DAY
1 -		47.067	14.982	1:39.771	71.40	14.789	14:29:50.765
2 -	25.314	45.964	14.968	1:26.246	82.60	1.264	14:31:17.011
3 -	24.683	45.452	15.077	1:25.212 (3)	83.61	0.230	14:32:42.223
4 -	24.626	45.310	15.185	1:25.121 (2)	83.70	0.139	14:34:07.344
5 -	24.959	46.454	15.750	1:27.163	81.73	2.181	14:35:34.507
6 -	25.030	46.147	15.222	1:26.399	82.46	1.417	14:37:00.906
7 -	24.306	46.441	15.606	1:26.353	82.50	1.371	14:38:27.259
8 -	24.707	46.186	15.524	1:26.417	82.44	1.435	14:39:53.676
9 -	25.299	46.452	16.072	1:27.823	81.12	2.841	14:41:21.499
10 -	25.091	56.766	15.117	1:36.974	73.46	11.992	14:42:58.473
11 -	25.004	45.857	14.981	1:25.842	82.99	0.860	14:44:24.315
12 -	24.579	45.693	14.943	1:25.215	83.60	0.233	14:45:49.530
13 -	24.583	46.000	15.014	1:25.597	83.23	0.615	14:47:15.127
14 -	24.318	44.760	15.904	1:24.982 (1)	83.83		14:48:40.109
15 -	25.107	45.883	15.886	1:26.876	82.00	1.894	14:50:06.985

2024 Caterham Academy Championship - White

RACE 1 - SECTOR ANALYSIS



SECTOR 1 = FL to I1, SECTOR 2 = I1 to I2, SECTOR 3 = I2 to FL, DIFF = Difference To Personal Best Lap, P = Crossed Finish Line in Pit Lane, D = Time Disallowed

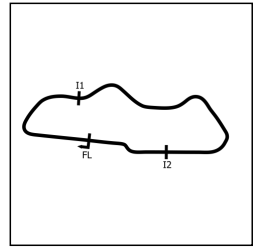
P19 47		Gary FRY		Caterham Academy			
IDEAL LAP TIME : 1:26.150		BEST LAP TIME : 1:26.742		DIFFERENCE : 0.592			
LAP	SECTOR 1	SECTOR 2	SECTOR 3	LAP TIME	MPH	DIFF	TIME OF DAY
1 -		48.617	16.452	1:44.220	68.36	17.478	14:29:55.214
2 -	25.393	45.993	15.356	1:26.742 (1)	82.13		14:31:21.956
3 -	25.377	46.790	15.085	1:27.252 (3)	81.65	0.510	14:32:49.208
4 -	25.220	48.200	15.448	1:28.868	80.17	2.126	14:34:18.076
5 -	25.350	46.378	15.690	1:27.418	81.50	0.676	14:35:45.494
6 -	25.105	46.786	15.981	1:27.872	81.07	1.130	14:37:13.366
7 -	25.315	46.303	15.333	1:26.951 (2)	81.93	0.209	14:38:40.317
8 -	25.299	47.609	15.301	1:28.209	80.77	1.467	14:40:08.526
9 -	25.249	48.189	15.570	1:29.008	80.04	2.266	14:41:37.534
10 -	25.337	47.903	15.491	1:28.731	80.29	1.989	14:43:06.265
11 -	25.297	47.133	15.672	1:28.102	80.86	1.360	14:44:34.367
12 -	25.491	48.220	15.642	1:29.353	79.73	2.611	14:46:03.720
13 -	25.425	47.381	15.641	1:28.447	80.55	1.705	14:47:32.167
14 -	25.072	47.184	15.554	1:27.810	81.13	1.068	14:48:59.977
15 -	25.433	47.691	15.915	1:29.039	80.01	2.297	14:50:29.016

P20 2		Charles CHAPMAN		Caterham Academy			
IDEAL LAP TIME : 1:26.381		BEST LAP TIME : 1:26.773		DIFFERENCE : 0.392			
LAP	SECTOR 1	SECTOR 2	SECTOR 3	LAP TIME	MPH	DIFF	TIME OF DAY
1 -		47.946	15.756	1:42.613	69.43	15.840	14:29:53.607
2 -	25.437	46.618	15.532	1:27.587	81.34	0.814	14:31:21.194
3 -	25.264	46.139	15.435	1:26.838 (2)	82.04	0.065	14:32:48.032
4 -	25.356	48.874	15.553	1:29.783	79.35	3.010	14:34:17.815
5 -	25.239	46.675	16.468	1:28.382	80.61	1.609	14:35:46.197
6 -	25.355	46.379	15.718	1:27.452	81.46	0.679	14:37:13.649
7 -	25.390	46.238	15.589	1:27.217	81.68	0.444	14:38:40.866
8 -	24.992	55.849	15.657	1:36.498	73.83	9.725	14:40:17.364
9 -	25.340	48.462	15.618	1:29.420	79.67	2.647	14:41:46.784
10 -	25.067	47.166	15.912	1:28.145	80.82	1.372	14:43:14.929
11 -	25.186	47.003	15.629	1:27.818	81.12	1.045	14:44:42.747
12 -	25.051	46.565	15.511	1:27.127	81.77	0.354	14:46:09.874
13 -	25.211	46.467	15.451	1:27.129	81.77	0.356	14:47:37.003
14 -	25.091	46.494	15.440	1:27.025 (3)	81.86	0.252	14:49:04.028
15 -	24.893	46.531	15.349	1:26.773 (1)	82.10		14:50:30.801

P21 99		Oliver PLUNKETT		Caterham Academy			
IDEAL LAP TIME : 1:25.916		BEST LAP TIME : 1:26.779		DIFFERENCE : 0.863			
LAP	SECTOR 1	SECTOR 2	SECTOR 3	LAP TIME	MPH	DIFF	TIME OF DAY
1 -		54.472	16.346	1:43.410	68.89	16.631	14:29:54.404
2 -	25.791	45.873	15.519	1:27.183	81.72	0.404	14:31:21.587
3 -	25.480	46.433	15.505	1:27.418	81.50	0.639	14:32:49.005
4 -	25.221	1:28.093	15.738	2:09.052	55.20	42.273	14:34:58.057
5 -	25.757	47.078	15.789	1:28.624	80.39	1.845	14:36:26.681
6 -	25.290	47.139	15.731	1:28.160	80.81	1.381	14:37:54.841
7 -	25.314	46.489	15.261	1:27.064 (3)	81.83	0.285	14:39:21.905
8 -	25.060	48.607	16.025	1:29.692	79.43	2.913	14:40:51.597
9 -	25.861	47.913	16.022	1:29.796	79.34	3.017	14:42:21.393
10 -	25.041	46.455	15.301	1:26.797 (2)	82.08	0.018	14:43:48.190
11 -	24.966	46.317	15.496	1:26.779 (1)	82.10		14:45:14.969
12 -	25.530	47.644	15.500	1:28.674	80.34	1.895	14:46:43.643
13 -	25.938	48.533	15.077	1:29.548	79.56	2.769	14:48:13.191
14 -	25.293	46.484	15.287	1:27.064 (3)	81.83	0.285	14:49:40.255

2024 Caterham Academy Championship - White

RACE 1 - SECTOR ANALYSIS



SECTOR 1 = FL to I1, SECTOR 2 = I1 to I2, SECTOR 3 = I2 to FL, DIFF = Difference To Personal Best Lap, P = Crossed Finish Line in Pit Lane, D = Time Disallowed

P22 58		James PLATT		Caterham Academy			
IDEAL LAP TIME : 1:25.197		BEST LAP TIME : 1:25.802		DIFFERENCE : 0.605			
LAP	SECTOR 1	SECTOR 2	SECTOR 3	LAP TIME	MPH	DIFF	TIME OF DAY
1 -		47.774	15.893	1:37.410	73.14	11.608	14:29:48.404
2 -	24.878	47.127	15.208	1:27.213	81.69	1.411	14:31:15.617
3 -	24.782	46.428	15.698	1:26.908	81.97	1.106	14:32:42.525
4 -	24.621	46.289	15.158	1:26.068 (3)	82.77	0.266	14:34:08.593
5 -	24.799	45.872	15.597	1:26.268	82.58	0.466	14:35:34.861
6 -	25.109	47.428	15.817	1:28.354	80.63	2.552	14:37:03.215
7 -	25.170	45.934	15.057	1:26.161	82.68	0.359	14:38:29.376
8 -	24.712	45.735	15.496	1:25.943 (2)	82.89	0.141	14:39:55.319
9 -	25.242	46.140	16.356	1:27.738	81.20	1.936	14:41:23.057
10 -	25.014	46.737	15.703	1:27.454	81.46	1.652	14:42:50.511
11 -	25.454	47.447	15.446	1:28.347	80.64	2.545	14:44:18.858
12 -	25.299	47.123	14.918	1:27.340	81.57	1.538	14:45:46.198
13 -	24.544	46.275	14.983	1:25.802 (1)	83.03		14:47:12.000
14 -	24.962	45.942	IN PIT	1:45.480 P	67.54	19.678	14:48:57.480

P23 92		Greg VAN DER GAAST		Caterham Academy			
IDEAL LAP TIME : 1:26.564		BEST LAP TIME : 1:27.632		DIFFERENCE : 1.068			
LAP	SECTOR 1	SECTOR 2	SECTOR 3	LAP TIME	MPH	DIFF	TIME OF DAY
1 -		48.906	15.669	1:36.207	74.05	8.575	14:29:47.201
2 -	25.121	52.559	15.799	1:33.479	76.21	5.847	14:31:20.680
3 -	26.189	46.254	15.189	1:27.632 (1)	81.30		14:32:48.312
4 -	25.289	1:22.966	16.412	2:04.667	57.14	37.035	14:34:52.979
5 -	25.381	47.848	16.126	1:29.355 (2)	79.73	1.723	14:36:22.334
6 -	25.422	47.927	16.382	1:29.731	79.40	2.099	14:37:52.065
7 -	25.618	48.084	15.756	1:29.458 (3)	79.64	1.826	14:39:21.523

2024 Caterham Academy Championship - White

RACE 1 - BEST SECTORS

SECTOR 1			SECTOR 2			SECTOR 3			IDEAL / BEST COMPARISON						
POS	NO	NAME	TIME	NO	NAME	TIME	NO	NAME	TIME	POS	NO	NAME	IDEAL	BEST	DIFF
													PERFECT LAP	1:22.677	
1	23	HALL	24.057	14	HARRIS	44.202	97	SHORT	14.418	1	14	HARRIS	1:23.099	1:23.099	0.000
2	42	HELME	24.076	36	BUCK	44.500	23	HALL	14.526	2	23	HALL	1:23.116	1:23.405	0.289
3	96	HARRIS	24.110	97	SHORT	44.526	15	SAMPSON	14.627	3	97	SHORT	1:23.132	1:23.317	0.185
4	88	CARUSO	24.128	23	HALL	44.533	14	HARRIS	14.635	4	42	HELME	1:23.354	1:23.958	0.604
5	36	BUCK	24.136	42	HELME	44.569	86	EVANS	14.646	5	36	BUCK	1:23.483	1:23.611	0.128
6	97	SHORT	24.188	18	OGGELSBY	44.635	88	CARUSO	14.669	6	88	CARUSO	1:23.666	1:23.846	0.180
7	14	HARRIS	24.262	86	EVANS	44.746	96	HARRIS	14.684	7	96	HARRIS	1:23.669	1:23.733	0.064
8	71	HAIGH	24.306	71	HAIGH	44.760	42	HELME	14.709	8	86	EVANS	1:23.709	1:24.188	0.479
9	86	EVANS	24.317	12	MORTON	44.790	18	OGGELSBY	14.773	9	18	OGGELSBY	1:23.735	1:24.010	0.275
10	18	OGGELSBY	24.327	88	CARUSO	44.869	36	BUCK	14.847	10	71	HAIGH	1:24.009	1:24.982	0.973
11	12	MORTON	24.336	96	HARRIS	44.875	58	PLATT	14.918	11	15	SAMPSON	1:24.027	1:24.129	0.102
12	5	HARRIS	24.372	15	SAMPSON	45.027	71	HAIGH	14.943	12	12	MORTON	1:24.288	1:24.726	0.438
13	15	SAMPSON	24.373	69	PONTES	45.120	99	PLUNKETT	15.077	13	69	PONTES	1:24.738	1:24.905	0.167
14	32	SEARLE	24.477	5	HARRIS	45.329	47	FRY	15.085	14	5	HARRIS	1:24.817	1:25.172	0.355
15	69	PONTES	24.496	22	COOPE	45.414	5	HARRIS	15.116	15	32	SEARLE	1:25.161	1:25.304	0.143
16	58	PLATT	24.544	16	CARNE	45.465	69	PONTES	15.122	16	58	PLATT	1:25.197	1:25.802	0.605
17	16	CARNE	24.568	32	SEARLE	45.560	32	SEARLE	15.124	17	16	CARNE	1:25.301	1:25.722	0.421
18	26	AL-JALILI	24.799	58	PLATT	45.735	12	MORTON	15.162	18	22	COOPE	1:25.429	1:26.127	0.698
19	22	COOPE	24.816	99	PLUNKETT	45.873	92	VAN DER GAAST	15.189	19	99	PLUNKETT	1:25.916	1:26.779	0.863
20	2	CHAPMAN	24.893	47	FRY	45.993	22	COOPE	15.199	20	47	FRY	1:26.150	1:26.742	0.592
21	99	PLUNKETT	24.966	2	CHAPMAN	46.139	26	AL-JALILI	15.214	21	26	AL-JALILI	1:26.338	1:26.379	0.041
22	47	FRY	25.072	92	VAN DER GAAST	46.254	16	CARNE	15.268	22	2	CHAPMAN	1:26.381	1:26.773	0.392
23	92	VAN DER GAAST	25.121	26	AL-JALILI	46.325	2	CHAPMAN	15.349	23	92	VAN DER GAAST	1:26.564	1:27.632	1.068

2024 Caterham Academy Championship - White

RACE 1 - STATISTICS

Competitors Started 23
Planned Start 2024-10-19 @ 14:20:00.000
Actual Start 2024-10-19 @ 14:28:10.994
Finish Time 2024-10-19 @ 14:49:20.247
Track Length 1.9790mi.
Total Laps 335
Total Distance Covered 662.9875mi.

Session Fastest Lap History

NO	NAME	LAP TIME	TIME OF DAY	LAP	VEHICLE
18	Paul OGGELSBY	1:24.553	14:31:05.677	2	Caterham Academy
36	Chris BUCK	1:23.611	14:31:07.061	2	Caterham Academy
14	William HARRIS	1:23.099	14:32:31.422	3	Caterham Academy

Session Leader History

NO	NAME	FROM LAP	LAPS LED	DISTANCE	VEHICLE
18	Paul OGGELSBY	1	15	29.64 miles	Caterham Academy

Flag History

TYPE	TIME OF DAY
GREEN	14:28:10.994
FINISH	14:49:20.247

Flag Statistics

TYPE	COUNT	TOTAL LAPS	TOTAL TIME
Green	1	15	22:43.197
Red	0	0	0.000
Safety Car	0	0	0.000
FCY	0	0	0.000