



# CATERHAM ACADEMY CHAMPIONSHIP - WHITE



BARC Race Meeting  
Brands Hatch Indy  
31<sup>st</sup> August 2024



SPORTS TIMING

TIMING SOLUTIONS LTD

Timing & Results Provided by Timing Solutions Ltd

[www.tsl-timing.com](http://www.tsl-timing.com)



BrandsHatch

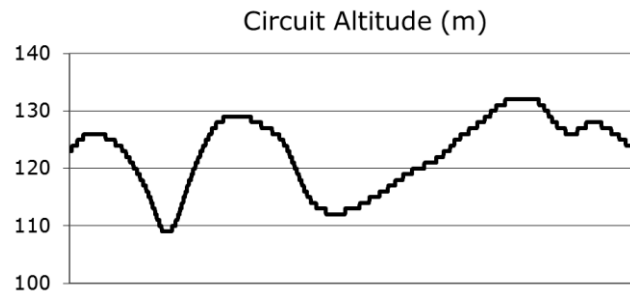
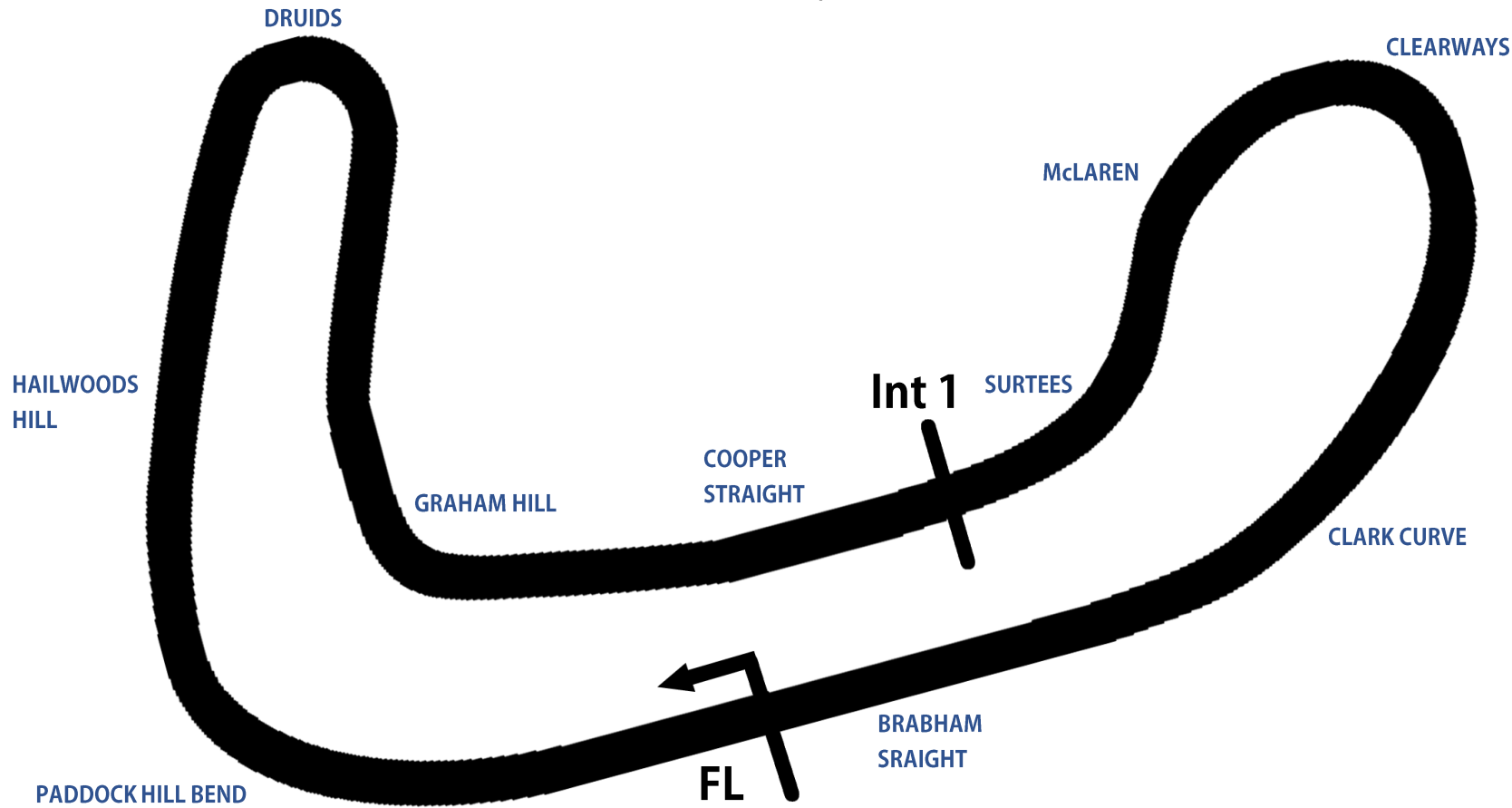
# Brands Hatch Indy Circuit

Fawkham, Longfield, Kent, UK



SPORTS TIMING

TIMING SOLUTIONS LTD



<b>Length</b>	<b>1.2079 miles   1.944 km   1944.0 m</b>		
<b>FL</b>		<b>51.36032 N</b>	<b>0.26032 E</b>
<b>Int 1</b>	<b>1112m</b>	<b>51.35934 N</b>	<b>0.25955 E</b>
<b>Pit Entry</b>	<b>1669m</b>	<b>51.35911 N</b>	<b>0.25743 E</b>
<b>Pit Exit</b>	<b>26m after FL</b>	<b>51.36017 N</b>	<b>0.26051 E</b>
<b>Pit Entry - Pit Exit</b>	<b>277m, 19.9s @ 50kph, 16.6s @ 60kph</b>		

## 2024 Caterham Academy Championship - White

### QUALIFYING - RACE 5 - CLASSIFICATION

POS	NO	NAME	ENTRY	TIME	ON	LAPS	GAP	DIFF	MPH
1	18	Paul OGGELSBY	Caterham Academy	56.491	10	16			76.97
2	88	Luciano CARUSO	Caterham Academy	56.872	6	16	0.381	0.381	76.46
3	14	William HARRIS	Caterham Academy	56.914	15	15	0.423	0.042	76.40
4	97*	Cal SHORT	Caterham Academy	56.980	9	15	0.489	0.066	76.31
5	15	Nick SAMPSON	Caterham Academy	56.980	13	16	0.489	0.000	76.31
6	96	Charles HARRIS	Caterham Academy	56.982	6	15	0.491	0.002	76.31
7	12	Alastair MORTON	Caterham Academy	57.057	7	16	0.566	0.075	76.21
8	42	Scott HELME	Caterham Academy	57.078	8	16	0.587	0.021	76.18
9	36	Chris BUCK	Caterham Academy	57.142	12	15	0.651	0.064	76.10
10	6*	Tim HARDCASTLE	Caterham Academy	57.191	8	16	0.700	0.049	76.03
11	86*	Craig EVANS	Caterham Academy	57.365	5	15	0.874	0.174	75.80
12	16	Benoit CARNE	Caterham Academy	57.401	7	15	0.910	0.036	75.75
13	22	William COOPE	Caterham Academy	57.402	6	15	0.911	0.001	75.75
14	69*	Eduardo PONTES	Caterham Academy	57.481	15	15	0.990	0.079	75.65
15	58	James PLATT	Caterham Academy	57.722	15	15	1.231	0.241	75.33
16	2	Charles CHAPMAN	Caterham Academy	58.036	9	14	1.545	0.314	74.92
17	99	Oliver PLUNKETT	Caterham Academy	58.129	5	15	1.638	0.093	74.80
18	32	Ivan SEARLE	Caterham Academy	58.553	5	14	2.062	0.424	74.26
19	5	Stephen HARRIS	Caterham Academy	58.661	7	14	2.170	0.108	74.13
20	26	Zena AL-JALILI	Caterham Academy	58.889	6	15	2.398	0.228	73.84
21	92	Greg VAN DER GAAST	Caterham Academy	59.416	9	14	2.925	0.527	73.18
22	47	Gary FRY	Caterham Academy	59.420	13	15	2.929	0.004	73.18

QUALIFYING LAPTIME (110.0% of 56.914) = 1:02.605

#### Comments:


No. 6, 69, 86, 97 - 1 Lap time disallowed; exceeding track limits.

Weather / Track : Cloudy / Dry

Date: 31/08/2024 Start: 10:38 Finish: 10:53

These results are provisional until the conclusion of any judicial and technical matters.

Brands Hatch Indy: 1.2079 miles

Clerk Of Course: Darren Holmes	Stewards:	Timekeeper: Rob Cook	
--------------------------------	-----------	----------------------	---------------------------------------------------------------------------------------

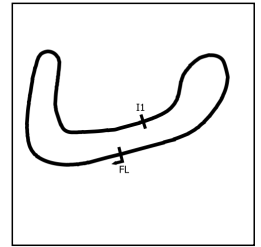
Results can be found at [www.tsl-timing.com](http://www.tsl-timing.com)

Printed - 10:58 Saturday, 31 August 2024



# 2024 Caterham Academy Championship - White

## QUALIFYING - RACE 5 - SECTOR ANALYSIS



SECTOR 1 = FL to I1, SECTOR 2 = I1 to I2, SECTOR 3 = I2 to FL, DIFF = Difference To Personal Best Lap, P = Crossed Finish Line in Pit Lane, D = Time Disallowed

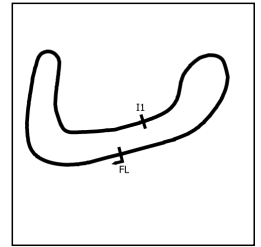
P1 18		Paul OGGELSBY		Caterham Academy			
IDEAL LAP TIME : 56.491		BEST LAP TIME : 56.491		DIFFERENCE : 0.000			
LAP	SECTOR 1	SECTOR 2	SECTOR 3	LAP TIME	MPH	DIFF	TIME OF DAY
1 -	OUTLAP	23.659		1:02.463	69.61	5.972	10:40:09.039
2 -	34.053	23.061		57.114	76.13	0.623	10:41:06.153
3 -	33.799	23.066		56.865	76.47	0.374	10:42:03.018
4 -	33.892	23.039		56.931	76.38	0.440	10:42:59.949
5 -	33.852	23.008		56.860	76.47	0.369	10:43:56.809
6 -	33.864	22.931		56.795 (3)	76.56	0.304	10:44:53.604
7 -	33.890	23.481		57.371	75.79	0.880	10:45:50.975
8 -	34.255	23.770		58.025	74.94	1.534	10:46:49.000
9 -	34.067	23.086		57.153	76.08	0.662	10:47:46.153
10 -	<b>33.672</b>	<b>22.819</b>		<b>56.491 (1)</b>	<b>76.97</b>		<b>10:48:42.644</b>
11 -	34.595	23.539		58.134	74.80	1.643	10:49:40.778
12 -	34.556	26.887		1:01.443	70.77	4.952	10:50:42.221
13 -	33.850	22.992		56.842	76.50	0.351	10:51:39.063
14 -	33.764	23.802		57.566	75.54	1.075	10:52:36.629
15 -	33.886	22.890		56.776 (2)	76.59	0.285	10:53:33.405
16 -	33.705	23.115		56.820	76.53	0.329	10:54:30.225

P2 88		Luciano CARUSO		Caterham Academy			
IDEAL LAP TIME : 56.753		BEST LAP TIME : 56.872		DIFFERENCE : 0.119			
LAP	SECTOR 1	SECTOR 2	SECTOR 3	LAP TIME	MPH	DIFF	TIME OF DAY
1 -	OUTLAP	25.506		1:05.371	66.52	8.499	10:39:53.398
2 -	36.130	23.612		59.742	72.78	2.870	10:40:53.140
3 -	38.374	24.673		1:03.047	68.97	6.175	10:41:56.187
4 -	34.248	23.169		57.417	75.73	0.545	10:42:53.604
5 -	34.016	23.259		57.275	75.92	0.403	10:43:50.879
6 -	33.950	<b>22.922</b>		<b>56.872 (1)</b>	<b>76.46</b>		<b>10:44:47.751</b>
7 -	<b>33.831</b>	23.220		57.051	76.22	0.179	10:45:44.802
8 -	33.851	23.317		57.168	76.06	0.296	10:46:41.970
9 -	36.470	24.844		1:01.314	70.92	4.442	10:47:43.284
10 -	34.127	23.167		57.294	75.89	0.422	10:48:40.578
11 -	35.692	24.050		59.742	72.78	2.870	10:49:40.320
12 -	33.998	22.961		56.959 (2)	76.34	0.087	10:50:37.279
13 -	34.272	23.261		57.533	75.58	0.661	10:51:34.812
14 -	34.490	23.175		57.665	75.41	0.793	10:52:32.477
15 -	33.998	23.038		57.036 (3)	76.24	0.164	10:53:29.513
16 -	34.141	23.111		57.252	75.95	0.380	10:54:26.765

P3 14		William HARRIS		Caterham Academy			
IDEAL LAP TIME : 56.807		BEST LAP TIME : 56.914		DIFFERENCE : 0.107			
LAP	SECTOR 1	SECTOR 2	SECTOR 3	LAP TIME	MPH	DIFF	TIME OF DAY
1 -	OUTLAP	24.565		1:04.082	67.85	7.168	10:40:29.763
2 -	35.565	23.134		58.699	74.08	1.785	10:41:28.462
3 -	35.663	24.232		59.895	72.60	2.981	10:42:28.357
4 -	34.306	23.224		57.530	75.58	0.616	10:43:25.887
5 -	<b>33.753</b>	23.527		57.280	75.91	0.366	10:44:23.167
6 -	33.894	23.147		57.041 (3)	76.23	0.127	10:45:20.208
7 -	34.102	23.394		57.496	75.63	0.582	10:46:17.704
8 -	35.349	23.282		58.631	74.16	1.717	10:47:16.335
9 -	34.206	23.183		57.389	75.77	0.475	10:48:13.724
10 -	35.136	24.105		59.241	73.40	2.327	10:49:12.965
11 -	34.014	23.158		57.172	76.06	0.258	10:50:10.137
12 -	33.862	<b>23.054</b>		56.916 (2)	76.40	0.002	10:51:07.053
13 -	38.827	25.592		1:04.419	67.50	7.505	10:52:11.472
14 -	35.108	26.041		1:01.149	71.11	4.235	10:53:12.621
15 -	33.796	23.118		<b>56.914 (1)</b>	<b>76.40</b>		<b>10:54:09.535</b>

# 2024 Caterham Academy Championship - White

## QUALIFYING - RACE 5 - SECTOR ANALYSIS



SECTOR 1 = FL to I1, SECTOR 2 = I1 to I2, SECTOR 3 = I2 to FL, DIFF = Difference To Personal Best Lap, P = Crossed Finish Line in Pit Lane, D = Time Disallowed

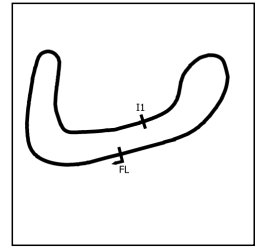
P4 97		Cal SHORT		Caterham Academy			
IDEAL LAP TIME : 56.868		BEST LAP TIME : 56.980		DIFFERENCE : 0.112			
LAP	SECTOR 1	SECTOR 2	SECTOR 3	LAP TIME	MPH	DIFF	TIME OF DAY
1 -	OUTLAP	23.442		1:01.738	70.43	4.758	10:40:42.473
2 -	34.702	23.253		57.955	75.03	0.975	10:41:40.428
3 -	34.211	23.441		57.652	75.42	0.672	10:42:38.080
4 -	33.987	23.128		57.115 (3)	76.13	0.135	10:43:35.195
5 -	<b>33.771</b>	24.034		57.805	75.22	0.825	10:44:33.000
6 -	34.667	23.414		58.081	74.87	1.101	10:45:31.081
7 -	34.145	23.436		57.581	75.52	0.601	10:46:28.662
8 -	34.076	23.538		57.614	75.47	0.634	10:47:26.276
9 -	33.883	<b>23.097</b>		<b>56.980 (1)</b>	<b>76.31</b>		<b>10:48:23.256</b>
10 -	34.032	23.468		57.500 D	75.62	0.520	10:49:20.756
11 -	34.293	24.075		58.368	74.50	1.388	10:50:19.124
12 -	33.929	23.689		57.618	75.47	0.638	10:51:16.742
13 -	33.980	23.307		57.287	75.90	0.307	10:52:14.029
14 -	33.772	23.328		57.100 (2)	76.15	0.120	10:53:11.129
15 -	34.063	23.425		57.488	75.64	0.508	10:54:08.617

P5 15		Nick SAMPSON		Caterham Academy			
IDEAL LAP TIME : 56.971		BEST LAP TIME : 56.980		DIFFERENCE : 0.009			
LAP	SECTOR 1	SECTOR 2	SECTOR 3	LAP TIME	MPH	DIFF	TIME OF DAY
1 -	OUTLAP	23.298		1:01.532	70.67	4.552	10:40:11.214
2 -	34.388	23.074		57.462	75.67	0.482	10:41:08.676
3 -	34.476	23.372		57.848	75.17	0.868	10:42:06.524
4 -	34.808	23.155		57.963	75.02	0.983	10:43:04.487
5 -	34.325	23.207		57.532	75.58	0.552	10:44:02.019
6 -	<b>34.012</b>	23.234		57.246	75.96	0.266	10:44:59.265
7 -	34.256	23.180		57.436	75.71	0.456	10:45:56.701
8 -	35.696	23.191		58.887	73.84	1.907	10:46:55.588
9 -	34.076	<b>22.959</b>		57.035 (2)	76.24	0.055	10:47:52.623
10 -	34.772	23.405		58.177	74.74	1.197	10:48:50.800
11 -	34.414	23.058		57.472	75.66	0.492	10:49:48.272
12 -	34.208	23.732		57.940	75.05	0.960	10:50:46.212
13 -	34.014	22.966		<b>56.980 (1)</b>	<b>76.31</b>		<b>10:51:43.192</b>
14 -	34.148	23.039		57.187 (3)	76.04	0.207	10:52:40.379
15 -	34.080	24.022		58.102	74.84	1.122	10:53:38.481
16 -	34.653	23.006		57.659	75.41	0.679	10:54:36.140

P6 96		Charles HARRIS		Caterham Academy			
IDEAL LAP TIME : 56.798		BEST LAP TIME : 56.982		DIFFERENCE : 0.184			
LAP	SECTOR 1	SECTOR 2	SECTOR 3	LAP TIME	MPH	DIFF	TIME OF DAY
1 -	OUTLAP	26.238		1:07.332	64.58	10.350	10:41:08.422
2 -	35.244	24.296		59.540	73.03	2.558	10:42:07.962
3 -	34.220	23.085		57.305 (3)	75.88	0.323	10:43:05.267
4 -	34.170	23.044		57.214 (2)	76.00	0.232	10:44:02.481
5 -	34.369	23.192		57.561	75.54	0.579	10:45:00.042
6 -	34.002	<b>22.980</b>		<b>56.982 (1)</b>	<b>76.31</b>		<b>10:45:57.024</b>
7 -	34.542	23.210		57.752	75.29	0.770	10:46:54.776
8 -	34.285	23.172		57.457	75.68	0.475	10:47:52.233
9 -	34.110	23.598		57.708	75.35	0.726	10:48:49.941
10 -	34.209	23.469		57.678	75.39	0.696	10:49:47.619
11 -	<b>33.818</b>	23.541		57.359	75.81	0.377	10:50:44.978
12 -	34.218	23.212		57.430	75.72	0.448	10:51:42.408
13 -	34.503	23.076		57.579	75.52	0.597	10:52:39.987
14 -	34.117	23.588		57.705	75.35	0.723	10:53:37.692
15 -	34.257	23.269		57.526	75.59	0.544	10:54:35.218

# 2024 Caterham Academy Championship - White

## QUALIFYING - RACE 5 - SECTOR ANALYSIS



SECTOR 1 = FL to I1, SECTOR 2 = I1 to I2, SECTOR 3 = I2 to FL, DIFF = Difference To Personal Best Lap, P = Crossed Finish Line in Pit Lane, D = Time Disallowed

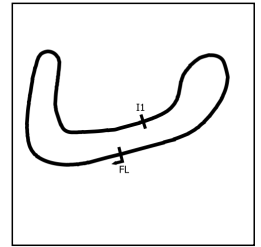
P7 12		Alastair MORTON		Caterham Academy			
IDEAL LAP TIME : 57.037		BEST LAP TIME : 57.057		DIFFERENCE : 0.020			
LAP	SECTOR 1	SECTOR 2	SECTOR 3	LAP TIME	MPH	DIFF	TIME OF DAY
1 -	OUTLAP	24.926		1:04.462	67.45	7.405	10:39:55.508
2 -	34.543	23.250		57.793	75.24	0.736	10:40:53.301
3 -	34.418	23.431		57.849	75.17	0.792	10:41:51.150
4 -	34.264	23.144		57.408	75.74	0.351	10:42:48.558
5 -	34.328	23.286		57.614	75.47	0.557	10:43:46.172
6 -	34.161	23.323		57.484	75.64	0.427	10:44:43.656
7 -	<b>33.913</b>	23.144		<b>57.057 (1)</b>	<b>76.21</b>		<b>10:45:40.713</b>
8 -	34.210	23.315		57.525	75.59	0.468	10:46:38.238
9 -	35.740	24.158		59.898	72.60	2.841	10:47:38.136
10 -	34.541	23.269		57.810	75.22	0.753	10:48:35.946
11 -	34.127	23.614		57.741	75.31	0.684	10:49:33.687
12 -	34.058	23.325		57.383 (3)	75.78	0.326	10:50:31.070
13 -	34.262	23.430		57.692	75.37	0.635	10:51:28.762
14 -	34.013	<b>23.124</b>		57.137 (2)	76.10	0.080	10:52:25.899
15 -	34.384	23.170		57.554	75.55	0.497	10:53:23.453
16 -	34.224	24.180		58.404	74.45	1.347	10:54:21.857

P8 42		Scott HELME		Caterham Academy			
IDEAL LAP TIME : 57.030		BEST LAP TIME : 57.078		DIFFERENCE : 0.048			
LAP	SECTOR 1	SECTOR 2	SECTOR 3	LAP TIME	MPH	DIFF	TIME OF DAY
1 -	OUTLAP	23.785		1:02.105	70.02	5.027	10:40:09.693
2 -	34.068	23.300		57.368	75.80	0.290	10:41:07.061
3 -	34.063	23.295		57.358	75.81	0.280	10:42:04.419
4 -	33.912	23.264		57.176 (3)	76.05	0.098	10:43:01.595
5 -	34.020	23.219		57.239	75.97	0.161	10:43:58.834
6 -	33.945	24.100		58.045	74.91	0.967	10:44:56.879
7 -	34.316	23.242		57.558	75.55	0.480	10:45:54.437
8 -	33.877	23.201		<b>57.078 (1)</b>	<b>76.18</b>		<b>10:46:51.515</b>
9 -	34.676	23.207		57.883	75.12	0.805	10:47:49.398
10 -	<b>33.864</b>	23.293		57.157 (2)	76.08	0.079	10:48:46.555
11 -	34.018	23.379		57.397	75.76	0.319	10:49:43.952
12 -	33.980	23.963		57.943	75.04	0.865	10:50:41.895
13 -	34.523	24.486		59.009	73.69	1.931	10:51:40.904
14 -	34.722	23.270		57.992	74.98	0.914	10:52:38.896
15 -	34.289	<b>23.166</b>		57.455	75.68	0.377	10:53:36.351
16 -	34.174	23.391		57.565	75.54	0.487	10:54:33.916

P9 36		Chris BUCK		Caterham Academy			
IDEAL LAP TIME : 57.045		BEST LAP TIME : 57.142		DIFFERENCE : 0.097			
LAP	SECTOR 1	SECTOR 2	SECTOR 3	LAP TIME	MPH	DIFF	TIME OF DAY
1 -	OUTLAP	24.340		1:03.542	68.43	6.400	10:40:30.054
2 -	35.776	<b>22.980</b>		58.756	74.01	1.614	10:41:28.810
3 -	34.662	23.609		58.271	74.62	1.129	10:42:27.081
4 -	34.502	23.117		57.619	75.47	0.477	10:43:24.700
5 -	34.382	24.053		58.435	74.41	1.293	10:44:23.135
6 -	34.496	23.101		57.597	75.50	0.455	10:45:20.732
7 -	<b>34.065</b>	23.101		57.166 (2)	76.06	0.024	10:46:17.898
8 -	34.473	23.188		57.661	75.41	0.519	10:47:15.559
9 -	34.653	23.257		57.910	75.09	0.768	10:48:13.469
10 -	34.769	24.902		59.671	72.87	2.529	10:49:13.140
11 -	34.517	23.025		57.542	75.57	0.400	10:50:10.682
12 -	34.130	23.012		<b>57.142 (1)</b>	<b>76.10</b>		<b>10:51:07.824</b>
13 -	34.334	26.614		1:00.948	71.34	3.806	10:52:08.772
14 -	37.665	24.829		1:02.494	69.58	5.352	10:53:11.266
15 -	34.258	23.245		57.503 (3)	75.62	0.361	10:54:08.769

# 2024 Caterham Academy Championship - White

## QUALIFYING - RACE 5 - SECTOR ANALYSIS



SECTOR 1 = FL to I1, SECTOR 2 = I1 to I2, SECTOR 3 = I2 to FL, DIFF = Difference To Personal Best Lap, P = Crossed Finish Line in Pit Lane, D = Time Disallowed

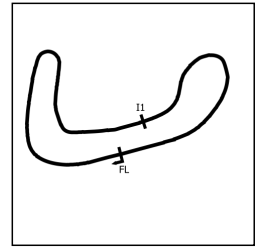
P10 6		Tim HARDCASTLE		Caterham Academy			
IDEAL LAP TIME : 56.905		BEST LAP TIME : 57.191		DIFFERENCE : 0.286			
LAP	SECTOR 1	SECTOR 2	SECTOR 3	LAP TIME	MPH	DIFF	TIME OF DAY
1 -	OUTLAP	23.366		1:01.276	70.96	4.085	10:40:09.957
2 -	34.345	23.076		57.421	75.73	0.230	10:41:07.378
3 -	34.497	23.082		57.579	75.52	0.388	10:42:04.957
4 -	34.197	23.027		57.224 (2)	75.99	0.033	10:43:02.181
5 -	34.334	23.102		57.436	75.71	0.245	10:43:59.617
6 -	34.256	23.506		57.762	75.28	0.571	10:44:57.379
7 -	34.516	23.093		57.609	75.48	0.418	10:45:54.988
8 -	34.085	23.106		<b>57.191 (1)</b>	<b>76.03</b>		<b>10:46:52.179</b>
9 -	34.589	22.987		57.576	75.52	0.385	10:47:49.755
10 -	34.467	<b>22.929</b>		57.396 (3)	75.76	0.205	10:48:47.151
11 -	34.517	22.948		57.465	75.67	0.274	10:49:44.616
12 -	33.997	23.817		57.814	75.21	0.623	10:50:42.430
13 -	34.424	23.941		58.365	74.50	1.174	10:51:40.795
14 -	34.482	23.064		<del>57.546</del> D	75.56	0.355	10:52:38.341
15 -	34.334	23.123		57.457	75.68	0.266	10:53:35.798
16 -	<b>33.976</b>	34.743		1:08.719	63.28	11.528	10:54:44.517

P11 86		Craig EVANS		Caterham Academy			
IDEAL LAP TIME : 57.210		BEST LAP TIME : 57.365		DIFFERENCE : 0.155			
LAP	SECTOR 1	SECTOR 2	SECTOR 3	LAP TIME	MPH	DIFF	TIME OF DAY
1 -	OUTLAP	23.657		1:01.287	70.95	3.922	10:40:43.020
2 -	34.505	23.290		57.795	75.24	0.430	10:41:40.815
3 -	<b>34.005</b>	23.618		57.623	75.46	0.258	10:42:38.438
4 -	34.177	<b>23.205</b>		<del>57.382</del> D	75.78	0.017	10:43:35.820
5 -	34.020	23.345		<b>57.365 (1)</b>	<b>75.80</b>		<b>10:44:33.185</b>
6 -	34.992	23.417		58.409	74.45	1.044	10:45:31.594
7 -	34.194	23.385		57.579 (3)	75.52	0.214	10:46:29.173
8 -	34.035	23.359		57.394 (2)	75.76	0.029	10:47:26.567
9 -	34.417	23.548		57.965	75.02	0.600	10:48:24.532
10 -	34.259	23.408		57.667	75.40	0.302	10:49:22.199
11 -	34.433	23.517		57.950	75.04	0.585	10:50:20.149
12 -	34.414	23.471		57.885	75.12	0.520	10:51:18.034
13 -	34.152	23.749		57.901	75.10	0.536	10:52:15.935
14 -	34.217	23.542		57.759	75.28	0.394	10:53:13.694
15 -	34.277	23.610		57.887	75.12	0.522	10:54:11.581

P12 16		Benoit CARNE		Caterham Academy			
IDEAL LAP TIME : 57.351		BEST LAP TIME : 57.401		DIFFERENCE : 0.050			
LAP	SECTOR 1	SECTOR 2	SECTOR 3	LAP TIME	MPH	DIFF	TIME OF DAY
1 -	OUTLAP	24.440		1:05.291	66.60	7.890	10:40:58.138
2 -	35.557	23.903		59.460	73.13	2.059	10:41:57.598
3 -	34.593	23.575		58.168	74.75	0.767	10:42:55.766
4 -	34.662	24.218		58.880	73.85	1.479	10:43:54.646
5 -	37.735	25.668		1:03.403	68.58	6.002	10:44:58.049
6 -	34.748	23.428		58.176	74.74	0.775	10:45:56.225
7 -	<b>34.125</b>	23.276		<b>57.401 (1)</b>	<b>75.75</b>		<b>10:46:53.626</b>
8 -	37.636	23.647		1:01.283	70.95	3.882	10:47:54.909
9 -	34.365	23.413		57.778	75.26	0.377	10:48:52.687
10 -	34.376	<b>23.226</b>		57.602 (3)	75.49	0.201	10:49:50.289
11 -	35.200	24.114		59.314	73.31	1.913	10:50:49.603
12 -	34.202	23.370		57.572 (2)	75.53	0.171	10:51:47.175
13 -	34.755	23.285		58.040	74.92	0.639	10:52:45.215
14 -	34.485	23.607		58.092	74.85	0.691	10:53:43.307
15 -	35.912	24.060		59.972	72.51	2.571	10:54:43.279

# 2024 Caterham Academy Championship - White

## QUALIFYING - RACE 5 - SECTOR ANALYSIS



SECTOR 1 = FL to I1, SECTOR 2 = I1 to I2, SECTOR 3 = I2 to FL, DIFF = Difference To Personal Best Lap, P = Crossed Finish Line in Pit Lane, D = Time Disallowed

P13 22		William COOPE		Caterham Academy			
IDEAL LAP TIME : 57.402		BEST LAP TIME : 57.402		DIFFERENCE : 0.000			
LAP	SECTOR 1	SECTOR 2	SECTOR 3	LAP TIME	MPH	DIFF	TIME OF DAY
1 -	OUTLAP	24.437		1:03.091	68.92	5.689	10:40:50.641
2 -	34.802	24.010		58.812	73.94	1.410	10:41:49.453
3 -	35.020	23.739		58.759	74.00	1.357	10:42:48.212
4 -	34.993	23.336		58.329	74.55	0.927	10:43:46.541
5 -	34.254	23.531		57.785 (2)	75.25	0.383	10:44:44.326
6 -	<b>34.219</b>	<b>23.183</b>		<b>57.402 (1)</b>	<b>75.75</b>		<b>10:45:41.728</b>
7 -	34.865	23.673		58.538	74.28	1.136	10:46:40.266
8 -	35.935	24.681		1:00.616	71.74	3.214	10:47:40.882
9 -	34.501	23.929		58.430	74.42	1.028	10:48:39.312
10 -	35.339	23.947		59.286	73.34	1.884	10:49:38.598
11 -	34.809	23.706		58.515	74.31	1.113	10:50:37.113
12 -	35.325	23.545		58.870	73.86	1.468	10:51:35.983
13 -	34.564	23.353		57.917	75.08	0.515	10:52:33.900
14 -	34.386	23.439		57.825 (3)	75.20	0.423	10:53:31.725
15 -	34.797	23.727		58.524	74.30	1.122	10:54:30.249

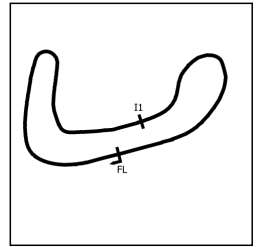
P14 69		Eduardo PONTES		Caterham Academy			
IDEAL LAP TIME : 57.395		BEST LAP TIME : 57.481		DIFFERENCE : 0.086			
LAP	SECTOR 1	SECTOR 2	SECTOR 3	LAP TIME	MPH	DIFF	TIME OF DAY
1 -	OUTLAP	24.421		1:03.439	68.54	5.958	10:41:00.555
2 -	34.727	23.803		58.530	74.29	1.049	10:41:59.085
3 -	34.224	23.403		57.627 (3)	75.46	0.146	10:42:56.712
4 -	34.512	23.583		58.095 D	74.85	0.614	10:43:54.807
5 -	34.692	23.933		58.625	74.17	1.144	10:44:53.432
6 -	35.188	23.909		59.097	73.58	1.616	10:45:52.529
7 -	34.624	24.479		59.103	73.57	1.622	10:46:51.632
8 -	36.451	23.553		1:00.004	72.47	2.523	10:47:51.636
9 -	34.455	23.808		58.263	74.63	0.782	10:48:49.899
10 -	36.173	23.444		59.617	72.94	2.136	10:49:49.516
11 -	34.928	24.037		58.965	73.74	1.484	10:50:48.481
12 -	34.297	<b>23.277</b>		57.574 (2)	75.53	0.093	10:51:46.055
13 -	35.035	23.628		58.663	74.12	1.182	10:52:44.718
14 -	34.563	23.515		58.078	74.87	0.597	10:53:42.796
15 -	<b>34.118</b>	23.363		<b>57.481 (1)</b>	<b>75.65</b>		<b>10:54:40.277</b>

P15 58		James PLATT		Caterham Academy			
IDEAL LAP TIME : 57.668		BEST LAP TIME : 57.722		DIFFERENCE : 0.054			
LAP	SECTOR 1	SECTOR 2	SECTOR 3	LAP TIME	MPH	DIFF	TIME OF DAY
1 -	OUTLAP	24.042		1:02.012	70.12	4.290	10:40:33.258
2 -	34.514	<b>23.430</b>		57.944 (3)	75.04	0.222	10:41:31.202
3 -	34.965	24.030		58.995	73.71	1.273	10:42:30.197
4 -	36.048	23.796		59.844	72.66	2.122	10:43:30.041
5 -	34.473	23.710		58.183	74.74	0.461	10:44:28.224
6 -	35.444	23.692		59.136	73.53	1.414	10:45:27.360
7 -	34.601	23.484		58.085	74.86	0.363	10:46:25.445
8 -	35.258	24.282		59.540	73.03	1.818	10:47:24.985
9 -	34.397	23.689		58.086	74.86	0.364	10:48:23.071
10 -	35.101	23.749		58.850	73.89	1.128	10:49:21.921
11 -	34.319	23.737		58.056	74.90	0.334	10:50:19.977
12 -	35.188	23.632		58.820	73.93	1.098	10:51:18.797
13 -	34.271	23.675		57.946	75.04	0.224	10:52:16.743
14 -	34.383	23.463		57.846 (2)	75.17	0.124	10:53:14.589
15 -	<b>34.238</b>	23.484		<b>57.722 (1)</b>	<b>75.33</b>		<b>10:54:12.311</b>



# 2024 Caterham Academy Championship - White

## QUALIFYING - RACE 5 - SECTOR ANALYSIS



SECTOR 1 = FL to I1, SECTOR 2 = I1 to I2, SECTOR 3 = I2 to FL, DIFF = Difference To Personal Best Lap, P = Crossed Finish Line in Pit Lane, D = Time Disallowed

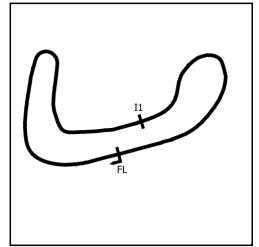
P16		2		Charles CHAPMAN		Caterham Academy	
IDEAL LAP TIME : 58.036		BEST LAP TIME : 58.036		DIFFERENCE : 0.000			
LAP	SECTOR 1	SECTOR 2	SECTOR 3	LAP TIME	MPH	DIFF	TIME OF DAY
1 -	OUTLAP	25.353		1:06.492	65.40	8.456	10:40:45.023
2 -	35.293	23.955		59.248	73.39	1.212	10:41:44.271
3 -	34.893	24.167		59.060	73.63	1.024	10:42:43.331
4 -	35.127	23.973		59.100	73.58	1.064	10:43:42.431
5 -	34.836	24.001		58.837	73.90	0.801	10:44:41.268
6 -	35.050	23.885		58.935	73.78	0.899	10:45:40.203
7 -	36.704	25.681		1:02.385	69.70	4.349	10:46:42.588
8 -	36.622	25.109		1:01.731	70.44	3.695	10:47:44.319
9 -	<b>34.485</b>	<b>23.551</b>		<b>58.036 (1)</b>	<b>74.92</b>		<b>10:48:42.355</b>
10 -	39.682	24.567		1:04.249	67.68	6.213	10:49:46.604
11 -	34.504	24.062		58.566 (3)	74.25	0.530	10:50:45.170
12 -	36.508	24.099		1:00.607	71.75	2.571	10:51:45.777
13 -	37.557	24.130		1:01.687	70.49	3.651	10:52:47.464
14 -	34.632	23.794		58.426 (2)	74.42	0.390	10:53:45.890

P17		99		Oliver PLUNKETT		Caterham Academy	
IDEAL LAP TIME : 58.067		BEST LAP TIME : 58.129		DIFFERENCE : 0.062			
LAP	SECTOR 1	SECTOR 2	SECTOR 3	LAP TIME	MPH	DIFF	TIME OF DAY
1 -	OUTLAP	24.879		1:04.377	67.54	6.248	10:40:27.237
2 -	35.674	24.105		59.779	72.74	1.650	10:41:27.016
3 -	36.542	24.818		1:01.360	70.87	3.231	10:42:28.376
4 -	35.516	23.839		59.355	73.26	1.226	10:43:27.731
5 -	<b>34.575</b>	23.554		<b>58.129 (1)</b>	<b>74.80</b>		<b>10:44:25.860</b>
6 -	36.314	23.674		59.988	72.49	1.859	10:45:25.848
7 -	35.338	23.926		59.264	73.37	1.135	10:46:25.112
8 -	35.956	26.046		1:02.002	70.13	3.873	10:47:27.114
9 -	35.663	23.973		59.636	72.91	1.507	10:48:26.750
10 -	35.058	<b>23.492</b>		58.550 (2)	74.27	0.421	10:49:25.300
11 -	35.359	23.762		59.121	73.55	0.992	10:50:24.421
12 -	35.219	25.110		1:00.329	72.08	2.200	10:51:24.750
13 -	35.031	24.050		59.081 (3)	73.60	0.952	10:52:23.831
14 -	35.427	23.838		59.265	73.37	1.136	10:53:23.096
15 -	35.982	24.212		1:00.194	72.24	2.065	10:54:23.290

P18		32		Ivan SEARLE		Caterham Academy	
IDEAL LAP TIME : 58.520		BEST LAP TIME : 58.553		DIFFERENCE : 0.033			
LAP	SECTOR 1	SECTOR 2	SECTOR 3	LAP TIME	MPH	DIFF	TIME OF DAY
1 -	OUTLAP	25.247		1:04.682	67.23	6.129	10:40:26.541
2 -	35.585	24.681		1:00.266	72.15	1.713	10:41:26.807
3 -	35.935	24.042		59.977	72.50	1.424	10:42:26.784
4 -	35.877	24.268		1:00.145	72.30	1.592	10:43:26.929
5 -	34.898	<b>23.655</b>		<b>58.553 (1)</b>	<b>74.26</b>		<b>10:44:25.482</b>
6 -	47.476	24.350		1:11.826	60.54	13.273	10:45:37.308
7 -	35.444	24.164		59.608	72.95	1.055	10:46:36.916
8 -	38.549			2:00.566 P	36.06	1:02.013	10:48:37.482
9 -	OUTLAP	24.939		1:04.981	66.92	6.428	10:49:42.463
10 -	35.156	25.004		1:00.160	72.28	1.607	10:50:42.623
11 -	35.760	23.844		59.604	72.95	1.051	10:51:42.227
12 -	35.831	23.740		59.571	72.99	1.018	10:52:41.798
13 -	<b>34.865</b>	24.684		59.549 (3)	73.02	0.996	10:53:41.347
14 -	34.923	23.822		58.745 (2)	74.02	0.192	10:54:40.092

# 2024 Caterham Academy Championship - White

## QUALIFYING - RACE 5 - SECTOR ANALYSIS



SECTOR 1 = FL to I1, SECTOR 2 = I1 to I2, SECTOR 3 = I2 to FL, DIFF = Difference To Personal Best Lap, P = Crossed Finish Line in Pit Lane, D = Time Disallowed

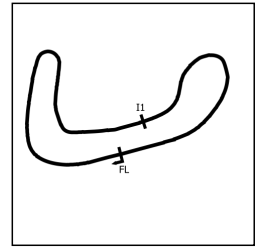
P19		5		Stephen HARRIS		Caterham Academy	
IDEAL LAP TIME : 58.470		BEST LAP TIME : 58.661		DIFFERENCE : 0.191			
LAP	SECTOR 1	SECTOR 2	SECTOR 3	LAP TIME	MPH	DIFF	TIME OF DAY
1 -	OUTLAP	25.066		1:06.586	65.30	7.925	10:41:06.009
2 -	37.178	25.377		1:02.555	69.51	3.894	10:42:08.564
3 -	35.487	23.676		59.163	73.50	0.502	10:43:07.727
4 -	35.057	23.780		58.837 (3)	73.90	0.176	10:44:06.564
5 -	34.966	24.005		58.971	73.74	0.310	10:45:05.535
6 -	35.393	23.941		59.334	73.29	0.673	10:46:04.869
7 -	<b>34.813</b>	23.848		<b>58.661 (1)</b>	<b>74.13</b>		<b>10:47:03.530</b>
8 -	35.460	24.136		59.596	72.96	0.935	10:48:03.126
9 -	34.992	23.823		58.815 (2)	73.93	0.154	10:49:01.941
10 -	35.201	<b>23.657</b>		58.858	73.88	0.197	10:50:00.799
11 -	35.024	23.932		58.956	73.76	0.295	10:50:59.755
12 -	34.917	24.057		58.974	73.73	0.313	10:51:58.729
13 -	35.206	23.753		58.959	73.75	0.298	10:52:57.688
14 -	34.944	23.922		58.866	73.87	0.205	10:53:56.554

P20		26		Zena AL-JALILI		Caterham Academy	
IDEAL LAP TIME : 58.674		BEST LAP TIME : 58.889		DIFFERENCE : 0.215			
LAP	SECTOR 1	SECTOR 2	SECTOR 3	LAP TIME	MPH	DIFF	TIME OF DAY
1 -	OUTLAP	24.934		1:08.390	63.58	9.501	10:40:22.228
2 -	36.863	24.678		1:01.541	70.66	2.652	10:41:23.769
3 -	35.883	23.996		59.879	72.62	0.990	10:42:23.648
4 -	35.557	24.168		59.725	72.81	0.836	10:43:23.373
5 -	35.368	25.021		1:00.389	72.00	1.500	10:44:23.762
6 -	35.209	<b>23.680</b>		<b>58.889 (1)</b>	<b>73.84</b>		<b>10:45:22.651</b>
7 -	35.063	23.858		58.921 (2)	73.80	0.032	10:46:21.572
8 -	35.493	23.929		59.422	73.18	0.533	10:47:20.994
9 -	35.750	23.780		59.530	73.04	0.641	10:48:20.524
10 -	35.263	23.780		59.043	73.65	0.154	10:49:19.567
11 -	35.596	25.120		1:00.716	71.62	1.827	10:50:20.283
12 -	35.855	24.068		59.923	72.56	1.034	10:51:20.206
13 -	<b>34.994</b>	24.122		59.116	73.56	0.227	10:52:19.322
14 -	35.182	23.935		59.117	73.55	0.228	10:53:18.439
15 -	35.055	23.944		58.999 (3)	73.70	0.110	10:54:17.438

P21		92		Greg VAN DER GAAST		Caterham Academy	
IDEAL LAP TIME : 59.256		BEST LAP TIME : 59.416		DIFFERENCE : 0.160			
LAP	SECTOR 1	SECTOR 2	SECTOR 3	LAP TIME	MPH	DIFF	TIME OF DAY
1 -	OUTLAP	25.912		1:08.269	63.69	8.853	10:40:24.811
2 -	36.733	24.343		1:01.076	71.19	1.660	10:41:25.887
3 -	39.401	24.734		1:04.135	67.80	4.719	10:42:30.022
4 -	37.648	24.023		1:01.671	70.51	2.255	10:43:31.693
5 -	36.724	24.870		1:01.594	70.60	2.178	10:44:33.287
6 -	36.344	<b>23.784</b>		1:00.128	72.32	0.712	10:45:33.415
7 -	35.649	24.015		59.664 (3)	72.88	0.248	10:46:33.079
8 -	46.634	27.252		1:13.886	58.85	14.470	10:47:46.965
9 -	<b>35.472</b>	23.944		<b>59.416 (1)</b>	<b>73.18</b>		<b>10:48:46.381</b>
10 -	36.850	24.898		1:01.748	70.42	2.332	10:49:48.129
11 -	35.998	27.430		1:03.428	68.55	4.012	10:50:51.557
12 -	35.573	23.934		59.507 (2)	73.07	0.091	10:51:51.064
13 -	35.822	24.324		1:00.146	72.30	0.730	10:52:51.210
14 -	38.608	24.376		1:02.984	69.04	3.568	10:53:54.194

# 2024 Caterham Academy Championship - White

## QUALIFYING - RACE 5 - SECTOR ANALYSIS



SECTOR 1 = FL to I1, SECTOR 2 = I1 to I2, SECTOR 3 = I2 to FL, DIFF = Difference To Personal Best Lap, P = Crossed Finish Line in Pit Lane, D = Time Disallowed

<b>P22 47</b>		<b>Gary FRY</b>		<b>Caterham Academy</b>			
IDEAL LAP TIME : 59.079		BEST LAP TIME : 59.420		DIFFERENCE : 0.341			
LAP	SECTOR 1	SECTOR 2	SECTOR 3	LAP TIME	MPH	DIFF	TIME OF DAY
1 -	OUTLAP	24.423		1:03.775	68.18	4.355	10:40:28.463
2 -	45.780	24.773		1:10.553	61.63	11.133	10:41:39.016
3 -	35.820	24.273		1:00.093	72.36	0.673	10:42:39.109
4 -	35.389	24.076		59.465 (2)	73.12	0.045	10:43:38.574
5 -	35.391	24.188		59.579	72.98	0.159	10:44:38.153
6 -	35.483	24.137		59.620	72.93	0.200	10:45:37.773
7 -	35.777	23.934		59.711	72.82	0.291	10:46:37.484
8 -	36.319	24.460		1:00.779	71.54	1.359	10:47:38.263
9 -	35.789	24.162		59.951	72.53	0.531	10:48:38.214
10 -	35.636	24.569		1:00.205	72.22	0.785	10:49:38.419
11 -	36.094	24.054		1:00.148	72.29	0.728	10:50:38.567
12 -	<b>35.181</b>	25.069		1:00.250	72.17	0.830	10:51:38.817
<b>13 -</b>	35.497	23.923		<b>59.420 (1)</b>	<b>73.18</b>		<b>10:52:38.237</b>
14 -	35.939	24.152		1:00.091	72.36	0.671	10:53:38.328
15 -	35.586	<b>23.898</b>		59.484 (3)	73.10	0.064	10:54:37.812

# 2024 Caterham Academy Championship - White

## QUALIFYING - RACE 5 - BEST SECTORS

SECTOR 1			SECTOR 2			SECTOR 3			IDEAL / BEST COMPARISON						
POS	NO	NAME	TIME	NO	NAME	TIME	NO	NAME	TIME	POS	NO	NAME	IDEAL	BEST	DIFF
												<b>PERFECT LAP</b>	<b>56.491</b>		
1	18	OGGELSBY	33.672	18	OGGELSBY	22.819	1	18	OGGELSBY	56.491			56.491		0.000
2	14	HARRIS	33.753	88	CARUSO	22.922	2	88	CARUSO	56.753			56.872		0.119
3	97	SHORT	33.771	6	HARDCASTLE	22.929	3	96	HARRIS	56.798			56.982		0.184
4	96	HARRIS	33.818	15	SAMPSON	22.959	4	14	HARRIS	56.807			56.914		0.107
5	88	CARUSO	33.831	96	HARRIS	22.980	5	97	SHORT	56.868			56.980		0.112
6	42	HELME	33.864	36	BUCK	22.980	6	6	HARDCASTLE	56.905			57.191		0.286
7	12	MORTON	33.913	14	HARRIS	23.054	7	15	SAMPSON	56.971			56.980		0.009
8	6	HARDCASTLE	33.976	97	SHORT	23.097	8	42	HELME	57.030			57.078		0.048
9	86	EVANS	34.005	12	MORTON	23.124	9	12	MORTON	57.037			57.057		0.020
10	15	SAMPSON	34.012	42	HELME	23.166	10	36	BUCK	57.045			57.142		0.097
11	36	BUCK	34.065	22	COOPE	23.183	11	86	EVANS	57.210			57.365		0.155
12	69	PONTES	34.118	86	EVANS	23.205	12	16	CARNE	57.351			57.401		0.050
13	16	CARNE	34.125	16	CARNE	23.226	13	69	PONTES	57.395			57.481		0.086
14	22	COOPE	34.219	69	PONTES	23.277	14	22	COOPE	57.402			57.402		0.000
15	58	PLATT	34.238	58	PLATT	23.430	15	58	PLATT	57.668			57.722		0.054
16	2	CHAPMAN	34.485	99	PLUNKETT	23.492	16	2	CHAPMAN	58.036			58.036		0.000
17	99	PLUNKETT	34.575	2	CHAPMAN	23.551	17	99	PLUNKETT	58.067			58.129		0.062
18	5	HARRIS	34.813	32	SEARLE	23.655	18	5	HARRIS	58.470			58.661		0.191
19	32	SEARLE	34.865	5	HARRIS	23.657	19	32	SEARLE	58.520			58.553		0.033
20	26	AL-JALILI	34.994	26	AL-JALILI	23.680	20	26	AL-JALILI	58.674			58.889		0.215
21	47	FRY	35.181	92	VAN DER GAAST	23.784	21	47	FRY	59.079			59.420		0.341
22	92	VAN DER GAAST	35.472	47	FRY	23.898	22	92	VAN DER GAAST	59.256			59.416		0.160

## 2024 Caterham Academy Championship - White

### QUALIFYING - RACE 5 - STATISTICS

<b>Competitors Started</b>	22
<b>Planned Start</b>	2024-08-31 @ 10:50:00.000
<b>Actual Start</b>	2024-08-31 @ 10:38:42.585
<b>Finish Time</b>	2024-08-31 @ 10:53:43.932
<b>Track Length</b>	1.2079mi.
<b>Total Laps</b>	332
<b>Total Distance Covered</b>	401.0379mi.

#### Session Fastest Lap History

NO	NAME	LAP TIME	TIME OF DAY	LAP	VEHICLE
88	Luciano CARUSO	59.742	10:40:53.155	2	Caterham Academy
12	Alastair MORTON	57.793	10:40:53.247	2	Caterham Academy
18	Paul OGGELSBY	57.114	10:41:06.167	2	Caterham Academy
18	Paul OGGELSBY	56.865	10:42:03.033	3	Caterham Academy
18	Paul OGGELSBY	56.860	10:43:56.823	5	Caterham Academy
18	Paul OGGELSBY	56.795	10:44:53.618	6	Caterham Academy
18	Paul OGGELSBY	56.491	10:48:42.658	10	Caterham Academy


#### Flag History

TYPE	TIME OF DAY
GREEN	10:38:42.585
FINISH	10:53:43.932

#### Flag Statistics

TYPE	COUNT	TOTAL LAPS	TOTAL TIME
Green	1	16	16:23.453
Red	0	0	0.000
Safety Car	0	0	0.000
FCY	0	0	0.000

**2024 Caterham Academy Championship - White**  
**RACE 5 - GRID (20 minutes)**

ROW 12		23	<b>71</b> Richard HAIGH	
ROW 11	59.416	21	<b>92</b> Greg VAN DER GAAST	59.420 22 <b>47</b> Gary FRY
ROW 10		19	<b>5</b> Stephen HARRIS	58.889 20 <b>26</b> Zena AL-JALILI
ROW 9	58.129	17	<b>99</b> Oliver PLUNKETT	58.553 18 <b>32</b> Ivan SEARLE
ROW 8		15	<b>58</b> James PLATT	58.036 16 <b>2</b> Charles CHAPMAN
ROW 7	57.402	13	<b>22</b> William COOPE	57.481 14 <b>69</b> Eduardo PONTES
ROW 6		11	<b>86</b> Craig EVANS	57.401 12 <b>16</b> Benoit CARNE
ROW 5	57.142	9	<b>36</b> Chris BUCK	57.191 10 <b>6</b> Tim HARDCASTLE
ROW 4		7	<b>12</b> Alastair MORTON	57.078 8 <b>42</b> Scott HELME
ROW 3	56.980	5	<b>97</b> Cal SHORT	56.982 6 <b>96</b> Charles HARRIS
ROW 2		3	<b>14</b> William HARRIS	56.980 4 <b>15</b> Nick SAMPSON
ROW 1	56.491	1	<b>18</b> Paul OGGELSBY	56.872 2 <b>88</b> Luciano CARUSO
<b>Pole</b>				
				

**Comments:**  
 \* Car 97 - 1 place grid penalty applied - BWP conversion  
 Car 71 - permitted back of grid start subject to CoC approval

These results are provisional until the conclusion of any judicial and technical matters.

Brands Hatch Indy: 1.2079 miles

Clerk Of Course: Darren Holmes	Stewards:	Timekeeper: Rob Cook	
--------------------------------	-----------	----------------------	---------------------------------------------------------------------------------------

Results can be found at [www.tsl-timing.com](http://www.tsl-timing.com)

Printed - 11:01 Saturday, 31 August 2024



**2024 Caterham Academy Championship - White**  
**RACE 5 - GRID (20 minutes) - AMENDED**

ROW 12		23	<b>71</b> Richard HAIGH	
ROW 11	59.416	21	<b>92</b> Greg VAN DER GAAST	59.420 22 <b>47</b> Gary FRY
ROW 10		19	58.661 <b>5</b> Stephen HARRIS	58.889 20 <b>26</b> Zena AL-JALILI
ROW 9	58.129	17	<b>99</b> Oliver PLUNKETT	58.553 18 <b>32</b> Ivan SEARLE
ROW 8		15	57.191 <b>6</b> Tim HARDCASTLE	58.036 16 <b>2</b> Charles CHAPMAN
ROW 7	57.722	13	<b>58</b> James PLATT	56.980 14 <b>97</b> Cal SHORT
ROW 6		11	57.402 <b>22</b> William COOPE	57.481 12 <b>69</b> Eduardo PONTES
ROW 5	57.365	9	<b>86</b> Craig EVANS	57.401 10 <b>16</b> Benoit CARNE
ROW 4		7	57.078 <b>42</b> Scott HELME	57.142 8 <b>36</b> Chris BUCK
ROW 3	56.982	5	<b>96</b> Charles HARRIS	57.057 6 <b>12</b> Alastair MORTON
ROW 2		3	56.914 <b>14</b> William HARRIS	56.980 4 <b>15</b> Nick SAMPSON
ROW 1	56.491	1	<b>18</b> Paul OGGELSBY	56.872 2 <b>88</b> Luciano CARUSO
<b>Pole</b>				

**Comments:**  
 \* Car 97 - 10 place grid penalty applied - BWP conversion  
 Car 71 - permitted back of grid start subject to CoC approval  
 \*Car 6 - 5 place grid penalty applied from previous round for causing a collision

These results are provisional until the conclusion of any judicial and technical matters.

Brands Hatch Indy: 1.2079 miles

Clerk Of Course: Darren Holmes	Stewards:	Timekeeper: Rob Cook	
--------------------------------	-----------	----------------------	---------------------------------------------------------------------------------------

Results can be found at [www.tsl-timing.com](http://www.tsl-timing.com)

Printed - 13:25 Saturday, 31 August 2024



# 2024 Caterham Academy Championship - White

## RACE 5 - CLASSIFICATION

Race Distance: 20 Laps / 24.15 miles

POS	NO	NAME	ENTRY	LAPS	TIME	GAP	DIFF	MPH	BEST	ON	GRD	↑↓
1	18	Paul OGGELSBY	Caterham Academy	20	20:53.836			69.36	<b>56.820</b>	4	1	0
2	14	William HARRIS	Caterham Academy	20	20:54.803	<b>0.967</b>	0.967	69.31	<b>56.770</b>	18	3	1
3	97	Cal SHORT	Caterham Academy	20	20:59.444	<b>5.608</b>	4.641	69.05	<b>56.862</b>	15	14	11
4	88	Luciano CARUSO	Caterham Academy	20	21:00.174	<b>6.338</b>	0.730	69.01	<b>56.578</b>	12	2	-2
5	15	Nick SAMPSON	Caterham Academy	20	21:00.301	<b>6.465</b>	0.127	69.00	<b>56.683</b>	12	4	-1
6	42	Scott HELME	Caterham Academy	20	21:00.399	<b>6.563</b>	0.098	69.00	<b>56.997</b>	18	7	1
7	96	Charles HARRIS	Caterham Academy	20	21:00.664	<b>6.828</b>	0.265	68.98	<b>56.786</b>	18	5	-2
8	12	Alastair MORTON	Caterham Academy	20	21:00.941	<b>7.105</b>	0.277	68.97	<b>57.016</b>	20	6	-2
9	6	Tim HARDCASTLE	Caterham Academy	20	21:09.723	<b>15.887</b>	8.782	68.49	<b>57.237</b>	18	15	6
10	36	Chris BUCK	Caterham Academy	20	21:12.354	<b>18.518</b>	2.631	68.35	<b>56.845</b>	2	8	-2
11	86	Craig EVANS	Caterham Academy	20	21:15.355	<b>21.519</b>	3.001	68.19	<b>57.853</b>	20	9	-2
12	58	James PLATT	Caterham Academy	20	21:18.520	<b>24.684</b>	3.165	68.02	<b>57.824</b>	10	13	1
13	22	William COOPE	Caterham Academy	20	21:19.429	<b>25.593</b>	0.909	67.97	<b>58.210</b>	16	11	-2
14	16	Benoit CARNE	Caterham Academy	20	21:19.585	<b>25.749</b>	0.156	67.96	<b>57.987</b>	16	10	-4
15	69	Eduardo PONTES	Caterham Academy	20	21:19.923	<b>26.087</b>	0.338	67.95	<b>58.064</b>	15	12	-3
16	5	Stephen HARRIS	Caterham Academy	20	21:29.360	<b>35.524</b>	9.437	67.45	<b>58.665</b>	19	19	3
17	2	Charles CHAPMAN	Caterham Academy	20	21:29.441	<b>35.605</b>	0.081	67.44	<b>58.170</b>	19	16	-1
18	26	Zena AL-JALILI	Caterham Academy	20	21:30.588	<b>36.752</b>	1.147	67.38	<b>58.977</b>	11	20	2
19	32	Ivan SEARLE	Caterham Academy	20	21:31.144	<b>37.308</b>	0.556	67.36	<b>58.721</b>	17	18	-1
20	47	Gary FRY	Caterham Academy	20	21:32.732	<b>38.896</b>	1.588	67.27	<b>58.773</b>	16	22	2
21	99	Oliver PLUNKETT	Caterham Academy	20	21:50.212	<b>56.376</b>	17.480	66.38	<b>59.036</b>	5	17	-4
22	71	Richard HAIGH	Caterham Academy	18	21:33.368	<b>2 Laps</b>	2 Laps	60.52	<b>57.902</b>	16	23	1

NOT CLASSIFIED

DNF	92	Greg VAN DER GAAST	Caterham Academy	5	5:22.004	<b>15 Laps</b>	13 Laps	67.52	<b>58.851</b>	5	21
-----	----	--------------------	------------------	---	----------	----------------	---------	-------	---------------	---	----

FASTEST LAP

88	Luciano CARUSO	Caterham Academy	12	56.578	76.86 mph	123.69 kph
----	----------------	------------------	----	--------	-----------	------------

Weather / Track : Cloudy / Dry

Date: 31/08/2024 Start: 14:59 Finish: 15:20

These results are provisional until the conclusion of any judicial and technical matters.

Brands Hatch Indy: 1.2079 miles

Clerk Of Course: Darren Holmes	Stewards:	Timekeeper: Rob Cook	
--------------------------------	-----------	----------------------	---------------------------------------------------------------------------------------

Results can be found at [www.tsl-timing.com](http://www.tsl-timing.com)

Printed - 15:22 Saturday, 31 August 2024





# 2024 Caterham Academy Championship - White

## RACE 5 - BEST SECTORS

SECTOR 1			SECTOR 2			SECTOR 3			IDEAL / BEST COMPARISON						
POS	NO	NAME	TIME	NO	NAME	TIME	NO	NAME	TIME	POS	NO	NAME	IDEAL	BEST	DIFF
												<b>PERFECT LAP</b>	<b>56.336</b>		
1	88	CARUSO	33.535	88	CARUSO	22.801	1	88	CARUSO	56.336			56.578	0.242	
2	97	SHORT	33.661	14	HARRIS	22.813	2	15	SAMPSON	56.567			56.683	0.116	
3	15	SAMPSON	33.719	15	SAMPSON	22.848	3	14	HARRIS	56.627			56.770	0.143	
4	18	OGGELSBY	33.806	6	HARDCASTLE	22.878	4	97	SHORT	56.664			56.862	0.198	
5	14	HARRIS	33.814	96	HARRIS	22.916	5	96	HARRIS	56.786			56.786	0.000	
6	36	BUCK	33.824	42	HELME	22.945	6	18	OGGELSBY	56.819			56.820	0.001	
7	12	MORTON	33.860	97	SHORT	23.003	7	42	HELME	56.833			56.997	0.164	
8	96	HARRIS	33.870	18	OGGELSBY	23.013	8	36	BUCK	56.845			56.845	0.000	
9	42	HELME	33.888	36	BUCK	23.021	9	12	MORTON	56.921			57.016	0.095	
10	6	HARDCASTLE	34.061	12	MORTON	23.061	10	6	HARDCASTLE	56.939			57.237	0.298	
11	86	EVANS	34.169	86	EVANS	23.132	11	86	EVANS	57.301			57.853	0.552	
12	58	PLATT	34.228	16	CARNE	23.225	12	58	PLATT	57.623			57.824	0.201	
13	69	PONTES	34.485	71	HAIGH	23.346	13	16	CARNE	57.836			57.987	0.151	
14	71	HAIGH	34.556	58	PLATT	23.395	14	71	HAIGH	57.902			57.902	0.000	
15	16	CARNE	34.611	22	COOPE	23.429	15	69	PONTES	58.039			58.064	0.025	
16	22	COOPE	34.695	5	HARRIS	23.444	16	22	COOPE	58.124			58.210	0.086	
17	2	CHAPMAN	34.706	2	CHAPMAN	23.446	17	2	CHAPMAN	58.152			58.170	0.018	
18	5	HARRIS	34.834	92	VAN DER GAAST	23.499	18	5	HARRIS	58.278			58.665	0.387	
19	32	SEARLE	34.924	32	SEARLE	23.539	19	32	SEARLE	58.463			58.721	0.258	
20	26	AL-JALILI	34.934	69	PONTES	23.554	20	26	AL-JALILI	58.605			58.977	0.372	
21	47	FRY	35.162	99	PLUNKETT	23.597	21	92	VAN DER GAAST	58.671			58.851	0.180	
22	92	VAN DER GAAST	35.172	47	FRY	23.611	22	47	FRY	58.773			58.773	0.000	
23	99	PLUNKETT	35.235	26	AL-JALILI	23.671	23	99	PLUNKETT	58.832			59.036	0.204	

# 2024 Caterham Academy Championship - White

## RACE 5 - LAP CHART

LAP 1 @ 15:00:51.893			LAP 2 @ 15:01:48.956			LAP 3 @ 15:02:46.143			LAP 4 @ 15:03:42.963			LAP 5 @ 15:04:39.975		
NO	BEHIND	LAP TIME	NO	BEHIND	LAP TIME	NO	BEHIND	LAP TIME	NO	BEHIND	LAP TIME	NO	BEHIND	LAP TIME
18		1:03.336	18		57.063	18		57.187	18		56.820	18		57.012
14	0.842	1:04.178	14	0.786	57.007	14	0.539	56.940	14	0.629	56.910	14	0.514	56.897
88	1.538	1:04.874	36	1.778	56.845	36	2.313	57.722	36	3.187	57.694	36	3.930	57.755
36	1.996	1:05.332	88	2.120	57.645	88	2.625	57.692	88	4.057	58.252	88	4.370	57.325
96	2.418	1:05.754	96	2.628	57.273	96	3.108	57.667	96	4.220	57.932	42	5.438	58.081
42	2.695	1:06.031	42	2.838	57.206	42	3.251	57.600	42	4.369	57.938	96	5.692	58.484
15	3.282	1:06.618	15	3.297	57.078	15	3.802	57.692	15	4.743	57.761	97	5.795	57.924
22	4.026	1:07.362	97	5.054	57.685	97	4.803	56.936	97	4.883	56.900	15	5.881	58.150
97	4.432	1:07.768	22	6.645	59.682	6	8.399	58.553	71	2 Laps	2:47.778 P	6	11.026	58.262
86	4.596	1:07.932	6	7.033	59.484	86	9.706	59.774	6	9.776	58.197	22	13.587	58.965
6	4.612	1:07.948	86	7.119	59.586	22	9.744	1:00.286	86	11.483	58.597	86	13.863	59.392
12	4.993	1:08.329	12	7.236	59.306	12	9.799	59.750	22	11.634	58.710	12	14.035	59.252
16	5.418	1:08.754	58	7.569	59.007	58	9.893	59.511	12	11.795	58.816	58	14.198	58.497
58	5.625	1:08.961	16	8.157	59.802	69	10.995	59.506	58	12.713	59.640	69	14.617	58.444
69	5.983	1:09.319	69	8.676	59.756	16	11.119	1:00.149	69	13.185	59.010	71	2 Laps	1:06.586
32	6.881	1:10.217	32	9.012	59.194	32	11.782	59.957	16	13.329	59.030	16	15.029	58.712
92	7.731	1:11.067	99	10.399	59.632	99	12.946	59.734	32	14.469	59.507	32	16.569	59.112
99	7.830	1:11.166	92	10.670	1:00.002	26	19.222	1:01.800	99	15.366	59.240	99	17.390	59.036
71	8.629	1:11.965	5	13.710	1:01.426	5	19.386	1:02.863	26	22.899	1:00.497	26	26.548	1:00.661
2	8.821	1:12.157	26	14.609	1:01.941	47	23.236	1:00.228	5	23.035	1:00.469	5	26.660	1:00.637
47	8.907	1:12.243	47	20.195	1:08.351	92	23.912	1:10.429	47	26.913	1:00.497	2	30.241	59.351
5	9.347	1:12.683	2	22.036	1:10.278	2	24.072	59.223	2	27.902	1:00.650	47	30.353	1:00.452
26	9.731	1:13.067							92	28.747	1:01.655	92	30.586	58.851

# 2024 Caterham Academy Championship - White

## RACE 5 - LAP CHART

LAP 6 @ 15:05:37.060			LAP 7 @ 15:07:00.619			LAP 8 @ 15:08:40.551			LAP 9 @ 15:10:13.159			LAP 10 @ 15:11:10.185		
NO	BEHIND	LAP TIME	NO	BEHIND	LAP TIME	NO	BEHIND	LAP TIME	NO	BEHIND	LAP TIME	NO	BEHIND	LAP TIME
18		57.085	18		1:23.559	18		1:39.932	18		1:32.608	18		57.026
14	0.421	56.992	14	0.410	1:23.548	14	0.380	1:39.902	14	0.061	1:32.289	14	1.475	58.440
36	4.956	58.111	36	1.259	1:19.862	36	1.102	1:39.775	36	0.141	1:31.647	97	1.613	57.409
88	5.164	57.879	88	1.898	1:20.293	88	1.881	1:39.915	88	0.504	1:31.231	88	2.523	59.045
42	5.620	57.267	97	2.227	1:19.944	97	2.336	1:40.041	97	1.230	1:31.502	42	2.655	58.300
97	5.842	57.132	42	2.693	1:20.632	42	2.814	1:40.053	42	1.381	1:31.175	15	2.967	58.012
15	6.114	57.318	15	3.209	1:20.654	15	3.164	1:39.887	15	1.981	1:31.425	96	3.115	57.833
96	7.499	58.892	96	3.885	1:19.945	96	3.951	1:39.998	96	2.308	1:30.965	6	3.502	57.463
6	12.135	58.194	6	4.375	1:15.799	6	5.040	1:40.597	6	3.065	1:30.633	12	4.656	57.437
22	15.474	58.972	22	5.674	1:13.759	22	5.730	1:39.988	22	3.684	1:30.562	22	6.119	59.461
12	15.623	58.673	12	6.386	1:14.322	12	6.674	1:40.220	12	4.245	1:30.179	86	6.401	58.603
86	16.651	59.873	86	8.131	1:15.039	86	7.873	1:39.674	86	4.824	1:29.559	58	6.548	57.824
69	16.784	59.252	58	9.002	1:15.676	58	8.609	1:39.539	58	5.750	1:29.749	69	7.418	58.128
58	16.885	59.772	69	10.211	1:16.986	69	9.464	1:39.185	69	6.316	1:29.460	36	9.218	1:06.103
16	17.083	59.139	16	11.027	1:17.503	16	10.708	1:39.613	16	7.893	1:29.793	16	9.724	58.857
99	20.346	1:00.041	99	12.436	1:15.649	99	11.959	1:39.455	99	9.035	1:29.684	99	11.171	59.162
32	20.499	1:01.015	32	13.429	1:16.489	32	12.693	1:39.196	32	9.923	1:29.838	32	12.276	59.379
71	2 Laps	1:03.479	71	2 Laps	1:16.961	71	2 Laps	1:38.796	71	2 Laps	1:30.360	71	2 Laps	59.153
26	29.380	59.917	26	15.398	1:09.577	26	14.221	1:38.755	26	11.678	1:30.065	26	13.896	59.244
5	29.554	59.979	5	16.087	1:10.092	5	14.982	1:38.827	5	11.831	1:29.457	5	14.707	59.902
2	33.582	1:00.426	2	17.617	1:07.594	2	15.818	1:38.133	2	13.675	1:30.465	2	15.837	59.188
47	33.813	1:00.545	47	18.107	1:07.853	47	16.485	1:38.310	47	14.146	1:30.269	47	16.934	59.814
			SC	6 Laps	1:39.343									

# 2024 Caterham Academy Championship - White

## RACE 5 - LAP CHART

LAP 11 @ 15:12:07.356			LAP 12 @ 15:13:04.292			LAP 13 @ 15:14:01.745			LAP 14 @ 15:14:58.976			LAP 15 @ 15:15:56.459		
NO	BEHIND	LAP TIME	NO	BEHIND	LAP TIME	NO	BEHIND	LAP TIME	NO	BEHIND	LAP TIME	NO	BEHIND	LAP TIME
18		57.171	18		56.936	18		57.453	18		57.231	18		57.483
97	1.305	56.863	14	1.765	57.375	88	1.910	57.485	88	2.020	57.341	88	1.713	57.176
14	1.326	57.022	88	1.878	56.578	14	2.022	57.710	14	2.260	57.469	14	1.834	57.057
88	2.236	56.884	97	2.030	57.661	15	2.262	57.285	97	2.879	57.728	97	2.258	56.862
42	2.562	57.078	15	2.430	56.683	97	2.382	57.805	42	3.215	57.759	15	3.358	57.407
15	2.683	56.887	42	2.961	57.335	42	2.687	57.179	15	3.434	58.403	42	3.753	58.021
96	3.327	57.383	96	3.805	57.414	96	4.224	57.872	96	4.288	57.295	96	4.322	57.517
6	3.673	57.342	6	4.098	57.361	12	4.840	57.453	12	5.020	57.411	12	5.324	57.787
12	4.630	57.145	12	4.840	57.146	6	4.979	58.334	6	5.286	57.538	6	5.434	57.631
22	7.889	58.941	22	10.025	59.072	36	12.372	58.545	36	13.347	58.206	36	13.668	57.804
86	8.526	59.296	86	10.121	58.531	86	12.800	1:00.132	22	13.948	58.272	86	15.471	58.804
58	8.700	59.323	69	11.199	58.861	22	12.907	1:00.335	86	14.150	58.581	22	15.592	59.127
69	9.274	59.027	36	11.280	58.208	69	13.145	59.399	69	15.446	59.532	69	16.027	58.064
36	10.008	57.961	58	11.489	59.725	58	13.320	59.284	58	15.826	59.737	58	16.593	58.250
16	12.174	59.621	16	14.206	58.968	16	15.596	58.843	16	16.635	58.270	16	17.736	58.584
32	14.189	59.084	32	16.691	59.438	32	18.475	59.237	32	20.047	58.803	26	24.548	1:00.353
71	2 Laps	59.261	71	2 Laps	59.065	71	2 Laps	58.843	71	2 Laps	58.407	5	24.719	1:00.369
26	15.702	58.977	26	18.026	59.260	26	19.788	59.215	26	21.678	59.121	2	25.259	1:00.553
5	16.434	58.898	5	18.402	58.904	5	20.126	59.177	5	21.833	58.938	32	27.745	1:05.181
2	17.176	58.510	2	18.972	58.732	2	20.945	59.426	2	22.189	58.475	47	29.233	1:00.276
47	19.238	59.475	47	22.013	59.711	47	24.029	59.469	47	26.440	59.642	71	2 Laps	1:07.568
99	23.787	1:09.787	99	26.346	59.495	99	28.160	59.267	99	30.446	59.517	99	44.320	1:11.357

# 2024 Caterham Academy Championship - White

## RACE 5 - LAP CHART

LAP 16 @ 15:16:53.530			LAP 17 @ 15:17:50.919			LAP 18 @ 15:18:48.158			LAP 19 @ 15:19:45.170			LAP 20 @ 15:20:42.393		
NO	BEHIND	LAP TIME	NO	BEHIND	LAP TIME	NO	BEHIND	LAP TIME	NO	BEHIND	LAP TIME	NO	BEHIND	LAP TIME
18		57.071	18		57.389	18		57.239	18		57.012	18		57.223
14	2.335	57.572	14	1.972	57.026	14	1.503	56.770	14	1.363	56.872	14	0.967	56.827
15	4.431	58.144	15	4.253	57.211	15	4.502	57.488	97	5.036	57.403	97	5.608	57.795
88	4.644	1:00.002	97	4.845	57.414	97	4.645	57.039	88	5.129	57.082	88	6.338	58.432
97	4.820	59.633	88	5.213	57.958	88	5.059	57.085	15	5.394	57.904	15	6.465	58.294
42	5.088	58.406	42	5.440	57.741	42	5.198	56.997	42	5.910	57.724	42	6.563	57.876
96	5.372	58.121	96	6.089	58.106	96	5.636	56.786	96	6.276	57.652	96	6.828	57.775
12	5.900	57.647	12	6.861	58.350	12	6.812	57.190	12	7.312	57.512	12	7.105	57.016
6	6.568	58.205	6	7.003	57.824	6	7.001	57.237	6	15.164	1:05.175	6	15.887	57.946
36	14.866	58.269	36	15.492	58.015	36	16.207	57.954	36	17.766	58.571	36	18.518	57.975
86	16.438	58.038	22	18.285	58.943	86	19.636	58.477	86	20.889	58.265	86	21.519	57.853
22	16.731	58.210	86	18.398	59.349	22	20.086	59.040	58	23.060	59.586	58	24.684	58.847
69	17.536	58.580	69	18.675	58.528	69	20.226	58.790	22	23.386	1:00.312	22	25.593	59.430
58	17.684	58.162	58	18.914	58.619	58	20.486	58.811	69	24.123	1:00.909	16	25.749	58.647
16	18.652	57.987	16	19.917	58.654	16	20.984	58.306	16	24.325	1:00.353	69	26.087	59.187
26	27.156	59.679	26	29.256	59.489	5	31.539	59.373	5	33.192	58.665	5	35.524	59.555
5	27.413	59.765	5	29.405	59.381	26	32.240	1:00.223	2	33.499	58.170	2	35.605	59.329
2	27.549	59.361	2	29.554	59.394	2	32.341	1:00.026	26	34.753	59.525	26	36.752	59.222
32	30.294	59.620	32	31.626	58.721	32	33.202	58.815	32	35.042	58.852	32	37.308	59.489
47	30.935	58.773	47	33.159	59.613	47	34.939	59.019	47	37.068	59.141	47	38.896	59.051
71	2 Laps	59.552	71	2 Laps	59.185	71	2 Laps	57.902	71	2 Laps	59.174	71	2 Laps	59.333
99	47.252	1:00.003	99	49.199	59.336	99	51.408	59.448	99	53.806	59.410	99	56.376	59.793

# 2024 Caterham Academy Championship - White

## RACE 5 - POSITION CHART WITH INTERMEDIATES

No	Name	Lap		Intermediates																														
		Pos	L1 - Finish	L1 - Int1 M	L2 - Finish	L2 - Int1 M	L3 - Finish	L3 - Int1 M	L4 - Finish	L4 - Int1 M	L5 - Finish	L5 - Int1 M	L6 - Finish	L6 - Int1 M	L7 - Finish	L7 - Int1 M	L8 - Finish	L8 - Int1 M	L9 - Finish	L9 - Int1 M	L10 - Finish	L10 - Int1 M	L11 - Finish	L11 - Int1 M	L12 - Finish	L12 - Int1 M	L13 - Finish	L13 - Int1 M	L14 - Finish	L14 - Int1 M	L15 - Finish	L15 - Int1 M	L16 - Finish	
18	OGGELSBY	1	18	18	18	18	18	18	18	18	18	18	18	18	18	18	18	18	18	18	18	18	18	18	18	18	18	18	18	18	18	18	18	18
88	CARUSO	2	14	14	14	14	14	14	14	14	14	14	14	14	14	14	14	14	14	14	14	14	14	14	14	14	14	14	14	14	14	14	14	14
14	HARRIS	3	88	88	36	36	36	36	36	36	36	36	36	36	36	36	36	36	36	36	36	36	36	36	36	36	36	36	36	36	36	36	36	36
15	SAMPSON	4	96	36	88	88	88	88	88	88	88	88	88	88	88	88	88	88	88	88	88	88	88	88	88	88	88	88	88	88	88	88	88	88
96	HARRIS	5	36	96	96	96	96	96	96	96	96	96	96	96	96	96	96	96	96	96	96	96	96	96	96	96	96	96	96	96	96	96	96	96
12	MORTON	6	15	42	42	42	42	42	42	42	42	42	42	42	42	42	42	42	42	42	42	42	42	42	42	42	42	42	42	42	42	42	42	42
42	HELME	7	42	15	15	15	15	15	15	15	15	15	15	15	15	15	15	15	15	15	15	15	15	15	15	15	15	15	15	15	15	15	15	
36	BUCK	8	22	22	97	97	97	97	97	97	97	97	97	97	97	97	97	97	97	97	97	97	97	97	97	97	97	97	97	97	97	97	97	
86	EVANS	9	86	97	22	22	6	6	6	6	6	6	6	6	6	6	6	6	6	6	6	6	6	6	6	6	6	6	6	6	6	6	6	
16	CARNE	10	97	86	6	6	22	86	86	86	22	22	22	22	22	22	22	22	22	22	22	22	22	22	22	22	22	22	22	22	22	22	22	
22	COOPE	11	6	6	12	86	86	22	22	22	86	86	12	12	12	12	12	12	12	12	12	12	12	12	12	12	12	12	12	12	12	12	12	
69	PONTES	12	16	12	86	12	12	12	12	12	12	12	12	58	86	86	86	86	86	86	86	86	86	86	86	86	86	86	86	86	86	86	86	
58	PLATT	13	12	16	58	58	58	58	58	58	58	58	58	86	69	58	58	58	58	58	58	58	58	58	58	58	58	58	58	58	58	58	58	
97	SHORT	14	69	58	16	16	69	69	69	69	69	69	69	58	69	69	69	69	69	69	69	69	69	69	69	69	69	69	69	69	69	69	69	
6	HARDCASTLE	15	58	69	69	69	16	16	16	16	16	16	16	16	16	16	16	16	16	16	16	16	16	16	16	16	16	16	16	16	16	16	16	
2	CHAPMAN	16	32	32	32	32	32	32	32	32	32	32	99	99	99	99	99	99	99	99	99	99	99	99	99	99	99	99	99	99	99	99	99	
99	PLUNKETT	17	99	92	99	99	99	99	99	99	99	99	99	32	32	32	32	32	32	32	32	32	32	32	32	32	32	32	32	32	32	32	32	
32	SEARLE	18	92	99	92	92	26	26	26	26	26	26	26	26	26	26	26	26	26	26	26	26	26	26	26	26	26	26	26	26	26	26	26	
5	HARRIS	19	2	71	71	5	5	5	5	5	5	5	5	5	5	5	5	5	5	5	5	5	5	5	5	5	5	5	5	5	5	5		
26	AL-JALILI	20	71	2	5	26	47	47	47	47	47	2	47	2	2	2	2	2	2	2	2	2	2	2	2	2	2	2	2	2	2	2	2	
92	VAN DER GAAST	21	47	47	26	47	92	92	2	2	2	47	2	47	47	47	47	47	47	47	47	47	47	47	47	47	47	47	47	47	47	47	47	
47	FRY	22	5	5	47	2	2	2	92	92	92	92	71	71	71	71	71	71	71	71	71	71	71	71	71	71	71	71	71	71	71	71	71	
71	HAIGH	23	26	26	2	71	71	71	71	71	71	71	71	71	71	71	71	71	71	71	71	71	71	71	71	71	71	71	71	71	71	71	71	

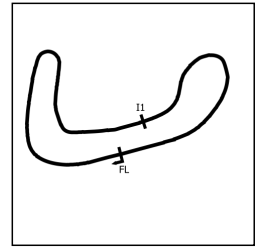
# 2024 Caterham Academy Championship - White

## RACE 5 - POSITION CHART WITH INTERMEDIATES

No	Name	Lap								
		Pos	L16 - Int1 M	L17 - Finish	L17 - Int1 M	L18 - Finish	L18 - Int1 M	L19 - Finish	L19 - Int1 M	L20 - Finish
18	OGGELSBY	1	18	18	18	18	18	18	18	18
88	CARUSO	2	14	14	14	14	14	14	14	14
14	HARRIS	3	15	15	15	15	97	97	97	97
15	SAMPSON	4	97	97	97	97	88	88	42	88
96	HARRIS	5	42	88	88	88	15	15	88	15
12	MORTON	6	88	42	42	42	42	42	15	42
42	HELME	7	96	96	96	96	96	96	96	96
36	BUCK	8	12	12	12	12	12	12	12	12
86	EVANS	9	6	6	6	6	6	6	6	6
16	CARNE	10	36	36	36	36	36	36	36	36
22	COOPE	11	22	22	86	86	86	86	86	86
69	PONTES	12	86	86	22	22	58	58	58	58
58	PLATT	13	69	69	69	69	22	22	22	22
97	SHORT	14	58	58	58	58	69	69	16	16
6	HARDCASTLE	15	16	16	16	16	16	16	69	69
2	CHAPMAN	16	26	26	5	5	5	5	5	5
99	PLUNKETT	17	5	5	26	26	2	2	2	2
32	SEARLE	18	2	2	2	2	26	26	26	26
5	HARRIS	19	32	32	32	32	32	32	32	32
26	AL-JALILI	20	47	47	47	47	47	47	47	47
92	VAN DER GAAST	21	99	99	99	99	99	99	99	99
47	FRY	22	71	71	71	71				
71	HAIGH	23								

# 2024 Caterham Academy Championship - White

## RACE 5 - SECTOR ANALYSIS



SECTOR 1 = FL to I1, SECTOR 2 = I1 to I2, SECTOR 3 = I2 to FL, DIFF = Difference To Personal Best Lap, P = Crossed Finish Line in Pit Lane, D = Time Disallowed

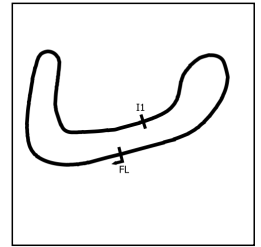
<b>P1 18</b>		<b>Paul OGGELSBY</b>		<b>Caterham Academy</b>			
IDEAL LAP TIME : 56.819		BEST LAP TIME : 56.820		DIFFERENCE : 0.001			
LAP	SECTOR 1	SECTOR 2	SECTOR 3	LAP TIME	MPH	DIFF	TIME OF DAY
1 -		23.236		1:03.336	68.65	6.516	15:00:51.893
2 -	33.938	23.125		57.063	76.20	0.243	15:01:48.956
3 -	33.952	23.235		57.187	76.04	0.367	15:02:46.143
<b>4 -</b>	<b>33.806</b>	23.014		<b>56.820 (1)</b>	<b>76.53</b>		<b>15:03:42.963</b>
5 -	33.932	23.080		57.012 (3)	76.27	0.192	15:04:39.975
6 -	34.017	23.068		57.085	76.17	0.265	15:05:37.060
<b>7 -</b>	<b>37.033</b>	<b>46.526</b>		<b>1:23.559</b>	52.04	26.739	<b>15:07:00.619</b>
<b>8 -</b>	<b>57.903</b>	<b>42.029</b>		<b>1:39.932</b>	43.51	43.112	<b>15:08:40.551</b>
9 -	59.187	33.421		1:32.608	46.95	35.788	15:10:13.159
10 -	34.013	<b>23.013</b>		57.026	76.25	0.206	15:11:10.185
11 -	33.876	23.295		57.171	76.06	0.351	15:12:07.356
12 -	33.830	23.106		56.936 (2)	76.37	0.116	15:13:04.292
13 -	34.184	23.269		57.453	75.68	0.633	15:14:01.745
14 -	33.973	23.258		57.231	75.98	0.411	15:14:58.976
15 -	34.131	23.352		57.483	75.65	0.663	15:15:56.459
16 -	33.943	23.128		57.071	76.19	0.251	15:16:53.530
17 -	34.248	23.141		57.389	75.77	0.569	15:17:50.919
18 -	34.080	23.159		57.239	75.97	0.419	15:18:48.158
19 -	33.885	23.127		57.012 (3)	76.27	0.192	15:19:45.170
20 -	33.999	23.224		57.223	75.99	0.403	15:20:42.393

<b>P2 14</b>		<b>William HARRIS</b>		<b>Caterham Academy</b>			
IDEAL LAP TIME : 56.627		BEST LAP TIME : 56.770		DIFFERENCE : 0.143			
LAP	SECTOR 1	SECTOR 2	SECTOR 3	LAP TIME	MPH	DIFF	TIME OF DAY
1 -		23.101		1:04.178	67.75	7.408	15:00:52.735
2 -	34.004	23.003		57.007	76.28	0.237	15:01:49.742
3 -	33.995	22.945		56.940	76.37	0.170	15:02:46.682
4 -	34.004	22.906		56.910	76.41	0.140	15:03:43.592
5 -	33.984	22.913		56.897	76.42	0.127	15:04:40.489
6 -	34.004	22.988		56.992	76.30	0.222	15:05:37.481
<b>7 -</b>	<b>37.598</b>	<b>45.950</b>		<b>1:23.548</b>	52.04	26.778	<b>15:07:01.029</b>
<b>8 -</b>	<b>58.106</b>	<b>41.796</b>		<b>1:39.902</b>	43.52	43.132	<b>15:08:40.931</b>
9 -	59.283	33.006		1:32.289	47.11	35.519	15:10:13.220
10 -	35.177	23.263		58.440	74.41	1.670	15:11:11.660
11 -	34.153	22.869		57.022	76.26	0.252	15:12:08.682
12 -	34.078	23.297		57.375	75.79	0.605	15:13:06.057
13 -	34.280	23.430		57.710	75.35	0.940	15:14:03.767
14 -	34.444	23.025		57.469	75.66	0.699	15:15:01.236
15 -	<b>33.814</b>	23.243		57.057	76.21	0.287	15:15:58.293
16 -	34.491	23.081		57.572	75.53	0.802	15:16:55.865
17 -	34.012	23.014		57.026	76.25	0.256	15:17:52.891
<b>18 -</b>	33.957	<b>22.813</b>		<b>56.770 (1)</b>	<b>76.60</b>		<b>15:18:49.661</b>
19 -	33.858	23.014		56.872 (3)	76.46	0.102	15:19:46.533
20 -	33.906	22.921		56.827 (2)	76.52	0.057	15:20:43.360



# 2024 Caterham Academy Championship - White

## RACE 5 - SECTOR ANALYSIS



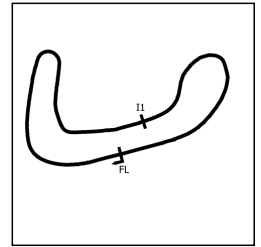
SECTOR 1 = FL to I1, SECTOR 2 = I1 to I2, SECTOR 3 = I2 to FL, DIFF = Difference To Personal Best Lap, P = Crossed Finish Line in Pit Lane, D = Time Disallowed

<b>P3 97</b>		<b>Cal SHORT</b>		<b>Caterham Academy</b>			
IDEAL LAP TIME : 56.664		BEST LAP TIME : 56.862		DIFFERENCE : 0.198			
LAP	SECTOR 1	SECTOR 2	SECTOR 3	LAP TIME	MPH	DIFF	TIME OF DAY
1 -		23.695		1:07.768	64.16	10.906	15:00:56.325
2 -	34.591	23.094		57.685	75.38	0.823	15:01:54.010
3 -	33.933	<b>23.003</b>		56.936	76.37	0.074	15:02:50.946
4 -	33.865	23.035		56.900 (3)	76.42	0.038	15:03:47.846
5 -	34.261	23.663		57.924	75.07	1.062	15:04:45.770
6 -	33.871	23.261		57.132	76.11	0.270	15:05:42.902
7 -	36.909	43.035		1:19.944	54.39	23.082	15:07:02.846
8 -	58.182	41.859		1:40.041	43.46	43.179	15:08:42.887
9 -	59.257	32.245		1:31.502	47.52	34.640	15:10:14.389
10 -	34.113	23.296		57.409	75.74	0.547	15:11:11.798
11 -	33.830	23.033		56.863 (2)	76.47	0.001	15:12:08.661
12 -	34.195	23.466		57.661	75.41	0.799	15:13:06.322
13 -	34.123	23.682		57.805	75.22	0.943	15:14:04.127
14 -	34.558	23.170		57.728	75.32	0.866	15:15:01.855
15 -	<b>33.661</b>	23.201		<b>56.862 (1)</b>	<b>76.47</b>		<b>15:15:58.717</b>
16 -	36.261	23.372		56.633	72.92	2.771	15:16:58.350
17 -	34.137	23.277		57.414	75.74	0.552	15:17:55.764
18 -	33.991	23.048		57.039	76.23	0.177	15:18:52.803
19 -	34.034	23.369		57.403	75.75	0.541	15:19:50.206
20 -	34.531	23.264		57.795	75.24	0.933	15:20:48.001

<b>P4 88</b>		<b>Luciano CARUSO</b>		<b>Caterham Academy</b>			
IDEAL LAP TIME : 56.336		BEST LAP TIME : 56.578		DIFFERENCE : 0.242			
LAP	SECTOR 1	SECTOR 2	SECTOR 3	LAP TIME	MPH	DIFF	TIME OF DAY
1 -		23.000		1:04.874	67.03	8.296	15:00:53.431
2 -	34.421	23.224		57.645	75.43	1.067	15:01:51.076
3 -	34.529	23.163		57.692	75.37	1.114	15:02:48.768
4 -	34.852	23.400		58.252	74.65	1.674	15:03:47.020
5 -	34.524	<b>22.801</b>		57.325	75.85	0.747	15:04:44.345
6 -	34.866	23.013		57.879	75.13	1.301	15:05:42.224
7 -	37.044	43.249		1:20.293	54.15	23.715	15:07:02.517
8 -	57.886	42.029		1:39.915	43.52	43.337	15:08:42.432
9 -	59.005	32.226		1:31.231	47.66	34.653	15:10:13.663
10 -	34.886	24.159		59.045	73.64	2.467	15:11:12.708
11 -	34.025	22.859		56.884 (2)	76.44	0.306	15:12:09.592
12 -	<b>33.535</b>	23.043		<b>56.578 (1)</b>	<b>76.86</b>		<b>15:13:06.170</b>
13 -	34.038	23.447		57.485	75.64	0.907	15:14:03.655
14 -	34.265	23.076		57.341	75.83	0.763	15:15:00.996
15 -	33.904	23.272		57.176	76.05	0.598	15:15:58.172
16 -	36.577	23.425		1:00.002	72.47	3.424	15:16:58.174
17 -	34.904	23.054		57.958	75.03	1.380	15:17:56.132
18 -	33.857	23.228		57.085	76.17	0.507	15:18:53.217
19 -	34.086	22.996		57.082 (3)	76.18	0.504	15:19:50.299
20 -	35.056	23.376		58.432	74.42	1.854	15:20:48.731

# 2024 Caterham Academy Championship - White

## RACE 5 - SECTOR ANALYSIS



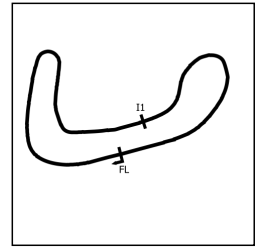
SECTOR 1 = FL to I1, SECTOR 2 = I1 to I2, SECTOR 3 = I2 to FL, DIFF = Difference To Personal Best Lap, P = Crossed Finish Line in Pit Lane, D = Time Disallowed

P5 15		Nick SAMPSON		Caterham Academy			
IDEAL LAP TIME : 56.567		BEST LAP TIME : 56.683		DIFFERENCE : 0.116			
LAP	SECTOR 1	SECTOR 2	SECTOR 3	LAP TIME	MPH	DIFF	TIME OF DAY
1 -		24.122		1:06.618	65.27	9.935	15:00:55.175
2 -	34.145	22.933		57.078 (3)	76.18	0.395	15:01:52.253
3 -	34.195	23.497		57.692	75.37	1.009	15:02:49.945
4 -	34.155	23.606		57.761	75.28	1.078	15:03:47.706
5 -	34.730	23.420		58.150	74.78	1.467	15:04:45.856
6 -	34.239	23.079		57.318	75.86	0.635	15:05:43.174
7 -	37.726	42.928		1:20.654	53.91	23.971	15:07:03.828
8 -	58.364	41.523		1:39.887	43.53	43.204	15:08:43.715
9 -	59.964	31.461		1:31.425	47.56	34.742	15:10:15.140
10 -	34.337	23.675		58.012	74.96	1.329	15:11:13.152
11 -	34.039	22.848		56.887 (2)	76.44	0.204	15:12:10.039
12 -	33.719	22.964		56.683 (1)	76.71		15:13:06.722
13 -	34.171	23.114		57.285	75.91	0.602	15:14:04.007
14 -	34.767	23.636		58.403	74.45	1.720	15:15:02.410
15 -	34.299	23.108		57.407	75.75	0.724	15:15:59.817
16 -	34.676	23.468		58.144	74.79	1.461	15:16:57.961
17 -	34.152	23.059		57.211	76.00	0.528	15:17:55.172
18 -	34.249	23.239		57.488	75.64	0.805	15:18:52.660
19 -	34.901	23.003		57.904	75.10	1.221	15:19:50.564
20 -	34.841	23.453		58.294	74.59	1.611	15:20:48.858

P6 42		Scott HELME		Caterham Academy			
IDEAL LAP TIME : 56.833		BEST LAP TIME : 56.997		DIFFERENCE : 0.164			
LAP	SECTOR 1	SECTOR 2	SECTOR 3	LAP TIME	MPH	DIFF	TIME OF DAY
1 -		23.499		1:06.031	65.85	9.034	15:00:54.588
2 -	34.261	22.945		57.206	76.01	0.209	15:01:51.794
3 -	34.449	23.151		57.600	75.49	0.603	15:02:49.394
4 -	34.468	23.470		57.938	75.05	0.941	15:03:47.332
5 -	34.529	23.552		58.081	74.87	1.084	15:04:45.413
6 -	34.010	23.257		57.267	75.93	0.270	15:05:42.680
7 -	37.448	43.184		1:20.632	53.93	23.635	15:07:03.312
8 -	58.298	41.755		1:40.053	43.46	43.056	15:08:43.365
9 -	59.788	31.387		1:31.175	47.69	34.178	15:10:14.540
10 -	34.593	23.707		58.300	74.59	1.303	15:11:12.840
11 -	34.046	23.032		57.078 (2)	76.18	0.081	15:12:09.918
12 -	34.183	23.152		57.335	75.84	0.338	15:13:07.253
13 -	33.888	23.291		57.179 (3)	76.05	0.182	15:14:04.432
14 -	34.261	23.498		57.759	75.28	0.762	15:15:02.191
15 -	34.681	23.340		58.021	74.94	1.024	15:16:00.212
16 -	34.744	23.662		58.406	74.45	1.409	15:16:58.618
17 -	34.437	23.304		57.741	75.31	0.744	15:17:56.359
18 -	33.944	23.053		56.997 (1)	76.29		15:18:53.356
19 -	34.300	23.424		57.724	75.33	0.727	15:19:51.080
20 -	34.203	23.673		57.876	75.13	0.879	15:20:48.956

# 2024 Caterham Academy Championship - White

## RACE 5 - SECTOR ANALYSIS



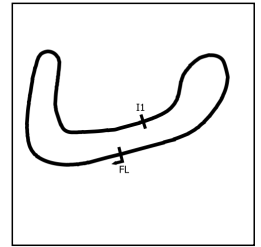
SECTOR 1 = FL to I1, SECTOR 2 = I1 to I2, SECTOR 3 = I2 to FL, DIFF = Difference To Personal Best Lap, P = Crossed Finish Line in Pit Lane, D = Time Disallowed

<b>P7 96</b>		<b>Charles HARRIS</b>		<b>Caterham Academy</b>			
IDEAL LAP TIME : 56.786		BEST LAP TIME : 56.786		DIFFERENCE : 0.000			
LAP	SECTOR 1	SECTOR 2	SECTOR 3	LAP TIME	MPH	DIFF	TIME OF DAY
1 -		23.676		1:05.754	66.13	8.968	15:00:54.311
2 -	34.292	22.981		57.273 (2)	75.92	0.487	15:01:51.584
3 -	34.265	23.402		57.667	75.40	0.881	15:02:49.251
4 -	34.445	23.487		57.932	75.06	1.146	15:03:47.183
5 -	34.706	23.778		58.484	74.35	1.698	15:04:45.667
6 -	35.048	23.844		58.892	73.84	2.106	15:05:44.559
7 -	36.920	43.025		1:19.945	54.39	23.159	15:07:04.504
8 -	58.444	41.554		1:39.998	43.48	43.212	15:08:44.502
9 -	59.841	31.124		1:30.965	47.80	34.179	15:10:15.467
10 -	34.452	23.381		57.833	75.19	1.047	15:11:13.300
11 -	34.404	22.979		57.383	75.78	0.597	15:12:10.683
12 -	34.272	23.142		57.414	75.74	0.628	15:13:08.097
13 -	34.768	23.104		57.872	75.14	1.086	15:14:05.969
14 -	34.186	23.109		57.295 (3)	75.89	0.509	15:15:03.264
15 -	34.115	23.402		57.517	75.60	0.731	15:16:00.781
16 -	34.351	23.770		58.121	74.81	1.335	15:16:58.902
17 -	34.491	23.615		58.106	74.83	1.320	15:17:57.008
18 -	<b>33.870</b>	<b>22.916</b>		<b>56.786 (1)</b>	<b>76.57</b>		<b>15:18:53.794</b>
19 -	34.469	23.183		57.652	75.42	0.866	15:19:51.446
20 -	34.127	23.648		57.775	75.26	0.989	15:20:49.221

<b>P8 12</b>		<b>Alastair MORTON</b>		<b>Caterham Academy</b>			
IDEAL LAP TIME : 56.921		BEST LAP TIME : 57.016		DIFFERENCE : 0.095			
LAP	SECTOR 1	SECTOR 2	SECTOR 3	LAP TIME	MPH	DIFF	TIME OF DAY
1 -		23.825		1:08.329	63.64	11.313	15:00:56.886
2 -	34.882	24.424		59.306	73.32	2.290	15:01:56.192
3 -	36.298	23.452		59.750	72.77	2.734	15:02:55.942
4 -	35.335	23.481		58.816	73.93	1.800	15:03:54.758
5 -	35.530	23.722		59.252	73.39	2.236	15:04:54.010
6 -	35.463	23.210		58.673	74.11	1.657	15:05:52.683
7 -	36.937	37.385		1:14.322	58.51	17.306	15:07:07.005
8 -	57.720	42.500		1:40.220	43.39	43.204	15:08:47.225
9 -	58.996	31.183		1:30.179	48.22	33.163	15:10:17.404
10 -	34.376	<b>23.061</b>		57.437	75.71	0.421	15:11:14.841
11 -	33.975	23.170		57.145 (2)	76.09	0.129	15:12:11.986
12 -	<b>33.860</b>	23.286		57.146 (3)	76.09	0.130	15:13:09.132
13 -	34.357	23.096		57.453	75.68	0.437	15:14:06.585
14 -	34.085	23.326		57.411	75.74	0.395	15:15:03.996
15 -	34.356	23.431		57.787	75.25	0.771	15:16:01.783
16 -	34.368	23.279		57.647	75.43	0.631	15:16:59.430
17 -	34.816	23.534		58.350	74.52	1.334	15:17:57.780
18 -	34.110	23.080		57.190	76.03	0.174	15:18:54.970
19 -	34.174	23.338		57.512	75.61	0.496	15:19:52.482
20 -	33.881	23.135		<b>57.016 (1)</b>	<b>76.26</b>		<b>15:20:49.498</b>

# 2024 Caterham Academy Championship - White

## RACE 5 - SECTOR ANALYSIS



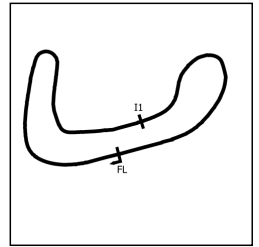
SECTOR 1 = FL to I1, SECTOR 2 = I1 to I2, SECTOR 3 = I2 to FL, DIFF = Difference To Personal Best Lap, P = Crossed Finish Line in Pit Lane, D = Time Disallowed

P9 6		Tim HARDCASTLE		Caterham Academy			
IDEAL LAP TIME : 56.939		BEST LAP TIME : 57.237		DIFFERENCE : 0.298			
LAP	SECTOR 1	SECTOR 2	SECTOR 3	LAP TIME	MPH	DIFF	TIME OF DAY
1 -		23.725		1:07.948	63.99	10.711	15:00:56.505
2 -	35.028	24.456		59.484	73.10	2.247	15:01:55.989
3 -	35.038	23.515		58.553	74.26	1.316	15:02:54.542
4 -	34.713	23.484		58.197	74.72	0.960	15:03:52.739
5 -	34.887	23.375		58.262	74.63	1.025	15:04:51.001
6 -	34.917	23.277		58.194	74.72	0.957	15:05:49.195
7 -	35.493	40.306		1:15.799	57.37	18.562	15:07:04.994
8 -	58.448	42.149		1:40.597	43.22	43.360	15:08:45.591
9 -	59.362	31.271		1:30.633	47.98	33.396	15:10:16.224
10 -	34.147	23.316		57.463	75.67	0.226	15:11:13.687
11 -	34.432	22.910		57.342 (2)	75.83	0.105	15:12:11.029
12 -	34.061	23.300		57.361 (3)	75.81	0.124	15:13:08.390
13 -	35.343	22.991		58.334	74.54	1.097	15:14:06.724
14 -	34.534	23.004		57.538	75.57	0.301	15:15:04.262
15 -	34.414	23.217		57.631	75.45	0.394	15:16:01.893
16 -	34.874	23.331		58.205	74.71	0.968	15:17:00.098
17 -	34.274	23.550		57.824	75.20	0.587	15:17:57.922
18 -	34.359	22.878		57.237 (1)	75.97		15:18:55.159
19 -	41.671	23.504		1:05.175	66.72	7.938	15:20:00.334
20 -	34.677	23.269		57.946	75.04	0.709	15:20:58.280

P10 36		Chris BUCK		Caterham Academy			
IDEAL LAP TIME : 56.845		BEST LAP TIME : 56.845		DIFFERENCE : 0.000			
LAP	SECTOR 1	SECTOR 2	SECTOR 3	LAP TIME	MPH	DIFF	TIME OF DAY
1 -		23.195		1:05.332	66.56	8.487	15:00:53.889
2 -	33.824	23.021		56.845 (1)	76.49		15:01:50.734
3 -	34.236	23.486		57.722 (3)	75.33	0.877	15:02:48.456
4 -	34.399	23.295		57.694 (2)	75.37	0.849	15:03:46.150
5 -	34.410	23.345		57.755	75.29	0.910	15:04:43.905
6 -	34.872	23.239		58.111	74.83	1.266	15:05:42.016
7 -	36.783	43.079		1:19.862	54.45	23.017	15:07:01.878
8 -	57.924	41.851		1:39.775	43.58	42.930	15:08:41.653
9 -	59.192	32.455		1:31.647	47.44	34.802	15:10:13.300
10 -	35.176	30.927		1:06.103	65.78	9.258	15:11:19.403
11 -	34.739	23.222		57.961	75.02	1.116	15:12:17.364
12 -	34.266	23.942		58.208	74.70	1.363	15:13:15.572
13 -	34.784	23.761		58.545	74.27	1.700	15:14:14.117
14 -	34.880	23.326		58.206	74.71	1.361	15:15:12.323
15 -	34.456	23.348		57.804	75.23	0.959	15:16:10.127
16 -	34.866	23.403		58.269	74.62	1.424	15:17:08.396
17 -	34.728	23.287		58.015	74.95	1.170	15:18:06.411
18 -	34.631	23.323		57.954	75.03	1.109	15:19:04.365
19 -	35.284	23.287		58.571	74.24	1.726	15:20:02.936
20 -	34.712	23.263		57.975	75.00	1.130	15:21:00.911

# 2024 Caterham Academy Championship - White

## RACE 5 - SECTOR ANALYSIS



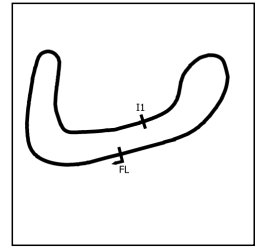
SECTOR 1 = FL to I1, SECTOR 2 = I1 to I2, SECTOR 3 = I2 to FL, DIFF = Difference To Personal Best Lap, P = Crossed Finish Line in Pit Lane, D = Time Disallowed

P11 86		Craig EVANS		Caterham Academy			
IDEAL LAP TIME : 57.301		BEST LAP TIME : 57.853		DIFFERENCE : 0.552			
LAP	SECTOR 1	SECTOR 2	SECTOR 3	LAP TIME	MPH	DIFF	TIME OF DAY
1 -		24.041		1:07.932	64.01	10.079	15:00:56.489
2 -	35.481	24.105		59.586	72.98	1.733	15:01:56.075
3 -	35.897	23.877		59.774	72.75	1.921	15:02:55.849
4 -	35.041	23.556		58.597	74.21	0.744	15:03:54.446
5 -	35.760	23.632		59.392	73.21	1.539	15:04:53.838
6 -	35.890	23.983		59.873	72.63	2.020	15:05:53.711
7 -	39.079	35.960		1:15.039	57.95	17.186	15:07:08.750
8 -	57.112	42.562		1:39.674	43.62	41.821	15:08:48.424
9 -	58.505	31.054		1:29.559	48.55	31.706	15:10:17.983
10 -	34.849	23.754		58.603	74.20	0.750	15:11:16.586
11 -	35.705	23.591		59.296	73.33	1.443	15:12:15.882
12 -	34.622	23.909		58.531	74.29	0.678	15:13:14.413
13 -	36.035	24.097		1:00.132	72.31	2.279	15:14:14.545
14 -	35.449	23.132		58.581	74.23	0.728	15:15:13.126
15 -	35.112	23.692		58.804	73.95	0.951	15:16:11.930
16 -	34.660	23.378		58.038 (2)	74.92	0.185	15:17:09.968
17 -	35.490	23.859		59.349	73.27	1.496	15:18:09.317
18 -	34.842	23.635		58.477	74.36	0.624	15:19:07.794
19 -	34.733	23.532		58.265 (3)	74.63	0.412	15:20:06.059
20 -	34.169	23.684		57.853 (1)	75.16		15:21:03.912

P12 58		James PLATT		Caterham Academy			
IDEAL LAP TIME : 57.623		BEST LAP TIME : 57.824		DIFFERENCE : 0.201			
LAP	SECTOR 1	SECTOR 2	SECTOR 3	LAP TIME	MPH	DIFF	TIME OF DAY
1 -		23.874		1:08.961	63.05	11.137	15:00:57.518
2 -	35.270	23.737		59.007	73.69	1.183	15:01:56.525
3 -	36.113	23.398		59.511	73.07	1.687	15:02:56.036
4 -	36.081	23.559		59.640	72.91	1.816	15:03:55.676
5 -	34.924	23.573		58.497	74.33	0.673	15:04:54.173
6 -	35.514	24.258		59.772	72.75	1.948	15:05:53.945
7 -	39.360	36.316		1:15.676	57.46	17.852	15:07:09.621
8 -	57.279	42.260		1:39.539	43.68	41.715	15:08:49.160
9 -	58.516	31.233		1:29.749	48.45	31.925	15:10:18.909
10 -	34.228	23.596		57.824 (1)	75.20		15:11:16.733
11 -	35.624	23.699		59.323	73.30	1.499	15:12:16.056
12 -	35.363	24.362		59.725	72.81	1.901	15:13:15.781
13 -	35.469	23.815		59.284	73.35	1.460	15:14:15.065
14 -	35.515	24.222		59.737	72.79	1.913	15:15:14.802
15 -	34.599	23.651		58.250 (3)	74.65	0.426	15:16:13.052
16 -	34.409	23.753		58.162 (2)	74.76	0.338	15:17:11.214
17 -	35.224	23.395		58.619	74.18	0.795	15:18:09.833
18 -	35.371	23.440		58.811	73.94	0.987	15:19:08.644
19 -	36.038	23.548		59.586	72.98	1.762	15:20:08.230
20 -	35.363	23.484		58.847	73.89	1.023	15:21:07.077

# 2024 Caterham Academy Championship - White

## RACE 5 - SECTOR ANALYSIS



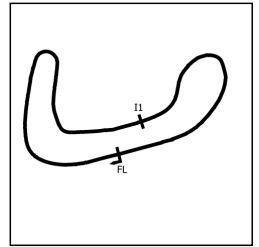
SECTOR 1 = FL to I1, SECTOR 2 = I1 to I2, SECTOR 3 = I2 to FL, DIFF = Difference To Personal Best Lap, P = Crossed Finish Line in Pit Lane, D = Time Disallowed

P13 22		William COOPE		Caterham Academy			
IDEAL LAP TIME : 58.124		BEST LAP TIME : 58.210		DIFFERENCE : 0.086			
LAP	SECTOR 1	SECTOR 2	SECTOR 3	LAP TIME	MPH	DIFF	TIME OF DAY
1 -		23.877		1:07.362	64.55	9.152	15:00:55.919
2 -	35.208	24.474		59.682	72.86	1.472	15:01:55.601
3 -	36.147	24.139		1:00.286	72.13	2.076	15:02:55.887
4 -	35.132	23.578		58.710 (3)	74.06	0.500	15:03:54.597
5 -	35.166	23.799		58.965	73.74	0.755	15:04:53.562
6 -	35.463	23.509		58.972	73.74	0.762	15:05:52.534
7 -	36.527	37.232		1:13.759	58.95	15.549	15:07:06.293
8 -	57.547	42.441		1:39.988	43.49	41.778	15:08:46.281
9 -	59.074	31.488		1:30.562	48.01	32.352	15:10:16.843
10 -	35.750	23.711		59.461	73.13	1.251	15:11:16.304
11 -	35.154	23.787		58.941	73.77	0.731	15:12:15.245
12 -	35.017	24.055		59.072	73.61	0.862	15:13:14.317
13 -	36.010	24.325		1:00.335	72.07	2.125	15:14:14.652
14 -	34.843	23.429		58.272 (2)	74.62	0.062	15:15:12.924
15 -	35.360	23.767		59.127	73.54	0.917	15:16:12.051
16 -	34.695	23.515		58.210 (1)	74.70		15:17:10.261
17 -	35.047	23.896		58.943	73.77	0.733	15:18:09.204
18 -	35.103	23.937		59.040	73.65	0.830	15:19:08.244
19 -	36.624	23.688		1:00.312	72.10	2.102	15:20:08.556
20 -	35.615	23.815		59.430	73.17	1.220	15:21:07.986

P14 16		Benoit CARNE		Caterham Academy			
IDEAL LAP TIME : 57.836		BEST LAP TIME : 57.987		DIFFERENCE : 0.151			
LAP	SECTOR 1	SECTOR 2	SECTOR 3	LAP TIME	MPH	DIFF	TIME OF DAY
1 -		24.386		1:08.754	63.24	10.767	15:00:57.311
2 -	36.155	23.647		59.802	72.71	1.815	15:01:57.113
3 -	35.727	24.422		1:00.149	72.29	2.162	15:02:57.262
4 -	35.440	23.590		59.030	73.66	1.043	15:03:56.292
5 -	35.250	23.462		58.712	74.06	0.725	15:04:55.004
6 -	35.458	23.681		59.139	73.53	1.152	15:05:54.143
7 -	41.765	35.738		1:17.503	56.10	19.516	15:07:11.646
8 -	56.943	42.670		1:39.613	43.65	41.626	15:08:51.259
9 -	58.849	30.944		1:29.793	48.42	31.806	15:10:21.052
10 -	35.103	23.754		58.857	73.88	0.870	15:11:19.909
11 -	35.036	24.585		59.621	72.93	1.634	15:12:19.530
12 -	35.179	23.789		58.968	73.74	0.981	15:13:18.498
13 -	35.145	23.698		58.843	73.90	0.856	15:14:17.341
14 -	34.611	23.659		58.270 (2)	74.62	0.283	15:15:15.611
15 -	35.003	23.581		58.584	74.22	0.597	15:16:14.195
16 -	34.730	23.257		57.987 (1)	74.99		15:17:12.182
17 -	35.355	23.299		58.654	74.13	0.667	15:18:10.836
18 -	35.081	23.225		58.306 (3)	74.58	0.319	15:19:09.142
19 -	36.236	24.117		1:00.353	72.05	2.366	15:20:09.495
20 -	35.175	23.472		58.647	74.14	0.660	15:21:08.142

# 2024 Caterham Academy Championship - White

## RACE 5 - SECTOR ANALYSIS



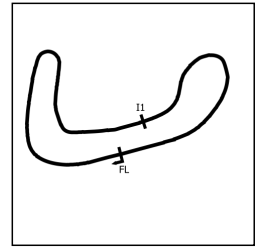
SECTOR 1 = FL to I1, SECTOR 2 = I1 to I2, SECTOR 3 = I2 to FL, DIFF = Difference To Personal Best Lap, P = Crossed Finish Line in Pit Lane, D = Time Disallowed

P15 69		Eduardo PONTES		Caterham Academy			
IDEAL LAP TIME : 58.039		BEST LAP TIME : 58.064		DIFFERENCE : 0.025			
LAP	SECTOR 1	SECTOR 2	SECTOR 3	LAP TIME	MPH	DIFF	TIME OF DAY
1 -		24.523		1:09.319	62.73	11.255	15:00:57.876
2 -	35.767	23.989		59.756	72.77	1.692	15:01:57.632
3 -	35.189	24.317		59.506	73.07	1.442	15:02:57.138
4 -	35.105	23.905		59.010	73.69	0.946	15:03:56.148
5 -	34.890	<b>23.554</b>		58.444 (3)	74.40	0.380	15:04:54.592
6 -	35.505	23.747		59.252	73.39	1.188	15:05:53.844
7 -	<b>40.289</b>	<b>36.697</b>		<b>1:16.986</b>	56.48	18.922	<b>15:07:10.830</b>
8 -	<b>56.771</b>	<b>42.414</b>		<b>1:39.185</b>	43.84	41.121	<b>15:08:50.015</b>
9 -	<b>58.480</b>	30.980		1:29.460	48.60	31.396	15:10:19.475
10 -	34.543	23.585		58.128 (2)	74.81	0.064	15:11:17.603
11 -	34.898	24.129		59.027	73.67	0.963	15:12:16.630
12 -	34.721	24.140		58.861	73.87	0.797	15:13:15.491
13 -	35.252	24.147		59.399	73.21	1.335	15:14:14.890
14 -	35.659	23.873		59.532	73.04	1.468	15:15:14.422
15 -	<b>34.485</b>	23.579		<b>58.064 (1)</b>	<b>74.89</b>		<b>15:16:12.486</b>
16 -	34.542	24.038		58.580	74.23	0.516	15:17:11.066
17 -	34.675	23.853		58.528	74.29	0.464	15:18:09.594
18 -	35.057	23.733		58.790	73.96	0.726	15:19:08.384
19 -	36.863	24.046		1:00.909	71.39	2.845	15:20:09.293
20 -	35.541	23.646		59.187	73.47	1.123	15:21:08.480

P16 5		Stephen HARRIS		Caterham Academy			
IDEAL LAP TIME : 58.278		BEST LAP TIME : 58.665		DIFFERENCE : 0.387			
LAP	SECTOR 1	SECTOR 2	SECTOR 3	LAP TIME	MPH	DIFF	TIME OF DAY
1 -		24.855		1:12.683	59.82	14.018	15:01:01.240
2 -	37.111	24.315		1:01.426	70.79	2.761	15:02:02.666
3 -	38.440	24.423		1:02.863	69.17	4.198	15:03:05.529
4 -	36.645	23.824		1:00.469	71.91	1.804	15:04:05.998
5 -	36.781	23.856		1:00.637	71.71	1.972	15:05:06.635
6 -	36.005	<b>23.974</b>		<b>59.979</b>	72.50	1.314	<b>15:06:06.614</b>
7 -	<b>38.064</b>	<b>32.028</b>		<b>1:10.092</b>	62.04	11.427	<b>15:07:16.706</b>
8 -	<b>56.418</b>	<b>42.409</b>		<b>1:38.827</b>	44.00	40.162	<b>15:08:55.533</b>
9 -	<b>58.715</b>	30.742		1:29.457	48.61	30.792	15:10:24.990
10 -	36.134	23.768		59.902	72.59	1.237	15:11:24.892
11 -	<b>34.834</b>	24.064		58.898 (2)	73.83	0.233	15:12:23.790
12 -	35.308	23.596		58.904 (3)	73.82	0.239	15:13:22.694
13 -	35.733	<b>23.444</b>		59.177	73.48	0.512	15:14:21.871
14 -	35.148	23.790		58.938	73.78	0.273	15:15:20.809
15 -	36.843	23.526		1:00.369	72.03	1.704	15:16:21.178
16 -	35.725	24.040		59.765	72.76	1.100	15:17:20.943
17 -	35.424	23.957		59.381	73.23	0.716	15:18:20.324
18 -	35.659	23.714		59.373	73.24	0.708	15:19:19.697
19 -	35.014	23.651		<b>58.665 (1)</b>	<b>74.12</b>		<b>15:20:18.362</b>
20 -	35.695	23.860		59.555	73.01	0.890	15:21:17.917

# 2024 Caterham Academy Championship - White

## RACE 5 - SECTOR ANALYSIS



SECTOR 1 = FL to I1, SECTOR 2 = I1 to I2, SECTOR 3 = I2 to FL, DIFF = Difference To Personal Best Lap, P = Crossed Finish Line in Pit Lane, D = Time Disallowed

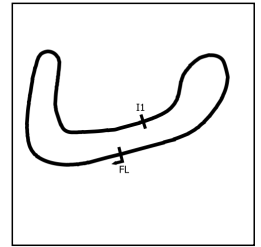
P17 2		Charles CHAPMAN		Caterham Academy			
IDEAL LAP TIME : 58.152		BEST LAP TIME : 58.170		DIFFERENCE : 0.018			
LAP	SECTOR 1	SECTOR 2	SECTOR 3	LAP TIME	MPH	DIFF	TIME OF DAY
1 -		25.302		1:12.157	60.26	13.987	15:01:00.714
2 -	46.321	23.957		1:10.278	61.87	12.108	15:02:10.992
3 -	35.399	23.824		59.223	73.42	1.053	15:03:10.215
4 -	36.825	23.825		1:00.650	71.69	2.480	15:04:10.865
5 -	34.960	24.391		59.351	73.26	1.181	15:05:10.216
6 -	35.555	24.871		1:00.426	71.96	2.256	15:06:10.642
7 -	39.773	27.821		1:07.594	64.33	9.424	15:07:18.236
8 -	55.687	42.446		1:38.133	44.31	39.963	15:08:56.369
9 -	58.976	31.489		1:30.465	48.06	32.295	15:10:26.834
10 -	35.545	23.643		59.188	73.47	1.018	15:11:26.022
11 -	34.787	23.723		58.510 (3)	74.32	0.340	15:12:24.532
12 -	35.267	23.465		58.732	74.04	0.562	15:13:23.264
13 -	35.447	23.979		59.426	73.17	1.256	15:14:22.690
14 -	34.706	23.769		58.475 (2)	74.36	0.305	15:15:21.165
15 -	36.676	23.877		1:00.553	71.81	2.383	15:16:21.718
16 -	35.572	23.789		59.361	73.25	1.191	15:17:21.079
17 -	35.701	23.693		59.394	73.21	1.224	15:18:20.473
18 -	36.272	23.754		1:00.026	72.44	1.856	15:19:20.499
19 -	34.724	23.446		58.170 (1)	74.75		15:20:18.669
20 -	35.635	23.694		59.329	73.29	1.159	15:21:17.998

P18 26		Zena AL-JALILI		Caterham Academy			
IDEAL LAP TIME : 58.605		BEST LAP TIME : 58.977		DIFFERENCE : 0.372			
LAP	SECTOR 1	SECTOR 2	SECTOR 3	LAP TIME	MPH	DIFF	TIME OF DAY
1 -		24.776		1:13.067	59.51	14.090	15:01:01.624
2 -	36.922	25.019		1:01.941	70.20	2.964	15:02:03.565
3 -	37.195	24.605		1:01.800	70.36	2.823	15:03:05.365
4 -	36.339	24.158		1:00.497	71.88	1.520	15:04:05.862
5 -	36.515	24.146		1:00.661	71.68	1.684	15:05:06.523
6 -	35.718	24.199		59.917	72.57	0.940	15:06:06.440
7 -	37.518	32.059		1:09.577	62.50	10.600	15:07:16.017
8 -	56.554	42.201		1:38.755	44.03	39.778	15:08:54.772
9 -	58.790	31.275		1:30.065	48.28	31.088	15:10:24.837
10 -	35.573	23.671		59.244	73.40	0.267	15:11:24.081
11 -	35.145	23.832		58.977 (1)	73.73		15:12:23.058
12 -	35.404	23.856		59.260	73.38	0.283	15:13:22.318
13 -	35.283	23.932		59.215 (3)	73.43	0.238	15:14:21.533
14 -	34.934	24.187		59.121 (2)	73.55	0.144	15:15:20.654
15 -	36.148	24.205		1:00.353	72.05	1.376	15:16:21.007
16 -	35.622	24.057		59.679	72.86	0.702	15:17:20.686
17 -	35.359	24.130		59.489	73.09	0.512	15:18:20.175
18 -	36.409	23.814		1:00.223	72.20	1.246	15:19:20.398
19 -	35.594	23.931		59.525	73.05	0.548	15:20:19.923
20 -	35.340	23.882		59.222	73.42	0.245	15:21:19.145



# 2024 Caterham Academy Championship - White

## RACE 5 - SECTOR ANALYSIS



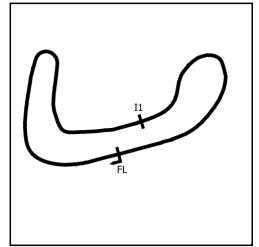
SECTOR 1 = FL to I1, SECTOR 2 = I1 to I2, SECTOR 3 = I2 to FL, DIFF = Difference To Personal Best Lap, P = Crossed Finish Line in Pit Lane, D = Time Disallowed

<b>P19 32</b>		<b>Ivan SEARLE</b>		<b>Caterham Academy</b>			
IDEAL LAP TIME : 58.463		BEST LAP TIME : 58.721		DIFFERENCE : 0.258			
LAP	SECTOR 1	SECTOR 2	SECTOR 3	LAP TIME	MPH	DIFF	TIME OF DAY
1 -		24.158		1:10.217	61.93	11.496	15:00:58.774
2 -	35.191	24.003		59.194	73.46	0.473	15:01:57.968
3 -	35.443	24.514		59.957	72.52	1.236	15:02:57.925
4 -	35.703	23.804		59.507	73.07	0.786	15:03:57.432
5 -	35.383	23.729		59.112	73.56	0.391	15:04:56.544
6 -	36.177	24.838		1:01.015	71.27	2.294	15:05:57.559
7 -	41.898	34.591		1:16.489	56.85	17.768	15:07:14.048
8 -	56.021	43.175		1:39.196	43.83	40.475	15:08:53.244
9 -	58.435	31.403		1:29.838	48.40	31.117	15:10:23.082
10 -	35.457	23.922		59.379	73.23	0.658	15:11:22.461
11 -	35.091	23.993		59.084	73.60	0.363	15:12:21.545
12 -	35.266	24.172		59.438	73.16	0.717	15:13:20.983
13 -	34.972	24.265		59.237	73.41	0.516	15:14:20.220
14 -	34.924	23.879		58.803 (2)	73.95	0.082	15:15:19.023
15 -	41.199	23.982		1:05.181	66.71	6.460	15:16:24.204
16 -	35.774	23.846		59.620	72.93	0.899	15:17:23.824
17 -	35.004	23.717		58.721 (1)	74.05		15:18:22.545
18 -	35.231	23.584		58.815 (3)	73.93	0.094	15:19:21.360
19 -	35.221	23.631		58.852	73.89	0.131	15:20:20.212
20 -	35.950	23.539		59.489	73.09	0.768	15:21:19.701

<b>P20 47</b>		<b>Gary FRY</b>		<b>Caterham Academy</b>			
IDEAL LAP TIME : 58.773		BEST LAP TIME : 58.773		DIFFERENCE : 0.000			
LAP	SECTOR 1	SECTOR 2	SECTOR 3	LAP TIME	MPH	DIFF	TIME OF DAY
1 -		24.879		1:12.243	60.19	13.470	15:01:00.800
2 -	44.219	24.132		1:08.351	63.62	9.578	15:02:09.151
3 -	36.010	24.218		1:00.228	72.20	1.455	15:03:09.379
4 -	36.354	24.143		1:00.497	71.88	1.724	15:04:09.876
5 -	35.809	24.643		1:00.452	71.93	1.679	15:05:10.328
6 -	35.424	25.121		1:00.545	71.82	1.772	15:06:10.873
7 -	40.078	27.775		1:07.853	64.08	9.080	15:07:18.726
8 -	55.841	42.469		1:38.310	44.23	39.537	15:08:57.036
9 -	58.947	31.322		1:30.269	48.17	31.496	15:10:27.305
10 -	36.023	23.791		59.814	72.70	1.041	15:11:27.119
11 -	35.241	24.234		59.475	73.11	0.702	15:12:26.594
12 -	35.523	24.188		59.711	72.82	0.938	15:13:26.305
13 -	35.473	23.996		59.469	73.12	0.696	15:14:25.774
14 -	35.546	24.096		59.642	72.91	0.869	15:15:25.416
15 -	36.115	24.161		1:00.276	72.14	1.503	15:16:25.692
16 -	35.162	23.611		58.773 (1)	73.98		15:17:24.465
17 -	35.620	23.993		59.613	72.94	0.840	15:18:24.078
18 -	35.207	23.812		59.019 (2)	73.68	0.246	15:19:23.097
19 -	35.351	23.790		59.141	73.52	0.368	15:20:22.238
20 -	35.250	23.801		59.051 (3)	73.64	0.278	15:21:21.289

# 2024 Caterham Academy Championship - White

## RACE 5 - SECTOR ANALYSIS



SECTOR 1 = FL to I1, SECTOR 2 = I1 to I2, SECTOR 3 = I2 to FL, DIFF = Difference To Personal Best Lap, P = Crossed Finish Line in Pit Lane, D = Time Disallowed

<b>P21 99</b>		<b>Oliver PLUNKETT</b>		Caterham Academy			
IDEAL LAP TIME : 58.832		BEST LAP TIME : 59.036		DIFFERENCE : 0.204			
LAP	SECTOR 1	SECTOR 2	SECTOR 3	LAP TIME	MPH	DIFF	TIME OF DAY
1 -		24.859		1:11.166	61.10	12.130	15:00:59.723
2 -	35.830	23.802		59.632	72.92	0.596	15:01:59.355
3 -	35.958	23.776		59.734	72.79	0.698	15:02:59.089
4 -	35.388	23.852		59.240 (3)	73.40	0.204	15:03:58.329
5 -	35.261	23.775		<b>59.036 (1)</b>	<b>73.66</b>		<b>15:04:57.365</b>
6 -	35.582	24.459		1:00.041	72.42	1.005	15:05:57.406
7 -	<b>39.868</b>	<b>35.781</b>		<b>1:15.649</b>	57.48	16.613	<b>15:07:13.055</b>
8 -	<b>56.393</b>	<b>43.062</b>		<b>1:39.455</b>	43.72	40.419	<b>15:08:52.510</b>
9 -	<b>58.447</b>	31.237		1:29.684	48.48	30.648	15:10:22.194
10 -	35.565	<b>23.597</b>		59.162 (2)	73.50	0.126	15:11:21.356
11 -	35.513	34.274		1:09.787	62.31	10.751	15:12:31.143
12 -	35.431	24.064		59.495	73.09	0.459	15:13:30.638
13 -	<b>35.235</b>	24.032		59.267	73.37	0.231	15:14:29.905
14 -	35.492	24.025		59.517	73.06	0.481	15:15:29.422
15 -	35.864	35.493		1:11.357	60.94	12.321	15:16:40.779
16 -	35.896	24.107		1:00.003	72.47	0.967	15:17:40.782
17 -	35.251	24.085		59.336	73.28	0.300	15:18:40.118
18 -	35.434	24.014		59.448	73.14	0.412	15:19:39.566
19 -	35.392	24.018		59.410	73.19	0.374	15:20:38.976
20 -	35.806	23.987		59.793	72.72	0.757	15:21:38.769

<b>P22 71</b>		<b>Richard HAIGH</b>		Caterham Academy			
IDEAL LAP TIME : 57.902		BEST LAP TIME : 57.902		DIFFERENCE : 0.000			
LAP	SECTOR 1	SECTOR 2	SECTOR 3	LAP TIME	MPH	DIFF	TIME OF DAY
1 -		24.834		1:11.965	60.42	14.063	15:01:00.522
2 -				2:47.778 P	25.91	1:49.876	15:03:48.300
3 -	OUTLAP	26.082		1:06.586	65.30	8.684	15:04:54.886
4 -	37.574	25.905		1:03.479	68.50	5.577	15:05:58.365
5 -	<b>42.491</b>	<b>34.470</b>		<b>1:16.961</b>	56.50	19.059	<b>15:07:15.326</b>
6 -	<b>56.197</b>	<b>42.599</b>		<b>1:38.796</b>	44.01	40.894	<b>15:08:54.122</b>
7 -	<b>58.317</b>	32.043		1:30.360	48.12	32.458	15:10:24.482
8 -	35.307	23.846		59.153	73.51	1.251	15:11:23.635
9 -	35.010	24.251		59.261	73.38	1.359	15:12:22.896
10 -	35.142	23.923		59.065	73.62	1.163	15:13:21.961
11 -	34.692	24.151		58.843 (3)	73.90	0.941	15:14:20.804
12 -	34.665	23.742		58.407 (2)	74.45	0.505	15:15:19.211
13 -	42.884	24.684		1:07.568	64.35	9.666	15:16:26.779
14 -	35.483	24.069		59.552	73.02	1.650	15:17:26.331
15 -	35.120	24.065		59.185	73.47	1.283	15:18:25.516
16 -	<b>34.556</b>	<b>23.346</b>		<b>57.902 (1)</b>	<b>75.10</b>		<b>15:19:23.418</b>
17 -	35.498	23.676		59.174	73.48	1.272	15:20:22.592
18 -	35.156	24.177		59.333	73.29	1.431	15:21:21.925

<b>P23 92</b>		<b>Greg VAN DER GAAST</b>		Caterham Academy			
IDEAL LAP TIME : 58.671		BEST LAP TIME : 58.851		DIFFERENCE : 0.180			
LAP	SECTOR 1	SECTOR 2	SECTOR 3	LAP TIME	MPH	DIFF	TIME OF DAY
1 -		24.401		1:11.067	61.19	12.216	15:00:59.624
2 -	36.503	<b>23.499</b>		1:00.002 (2)	72.47	1.151	15:01:59.626
3 -	45.711	24.718		1:10.429	61.74	11.578	15:03:10.055
4 -	37.935	23.720		1:01.655 (3)	70.53	2.804	15:04:11.710
5 -	<b>35.172</b>	23.679		<b>58.851 (1)</b>	<b>73.89</b>		<b>15:05:10.561</b>

# 2024 Caterham Academy Championship - White

## RACE 5 - STATISTICS

<b>Competitors Started</b>	23
<b>Planned Start</b>	2024-08-31 @ 15:20:00.000
<b>Actual Start</b>	2024-08-31 @ 14:59:48.556
<b>Finish Time</b>	2024-08-31 @ 15:20:41.042
<b>Track Length</b>	1.2079mi.
<b>Total Laps</b>	444
<b>Total Distance Covered</b>	536.3278mi.

### Session Fastest Lap History

NO	NAME	LAP TIME	TIME OF DAY	LAP	VEHICLE
18	Paul OGGELSBY	1:03.336	15:00:51.908	1	Caterham Academy
18	Paul OGGELSBY	57.063	15:01:48.971	2	Caterham Academy
14	William HARRIS	57.007	15:01:49.757	2	Caterham Academy
36	Chris BUCK	56.845	15:01:50.748	2	Caterham Academy
18	Paul OGGELSBY	56.820	15:03:42.978	4	Caterham Academy
88	Luciano CARUSO	56.578	15:13:06.184	12	Caterham Academy

### Session Leader History

NO	NAME	FROM LAP	LAPS LED	DISTANCE	VEHICLE
18	Paul OGGELSBY	1	20	24.15 miles	Caterham Academy

### Flag History

TYPE	TIME OF DAY
GREEN	14:59:48.556
SAFETY	15:06:00.811
GREEN	15:10:09.734
FINISH	15:20:41.042

### Flag Statistics

TYPE	COUNT	TOTAL LAPS	TOTAL TIME
Green	2	18	17:48.521
Red	0	0	0.000
Safety Car	1	2	4:08.923
FCY	0	0	0.000