



CATERHAM ACADEMY CHAMPIONSHIP



BARC Race Meeting
Donington Park National
20th October 2024

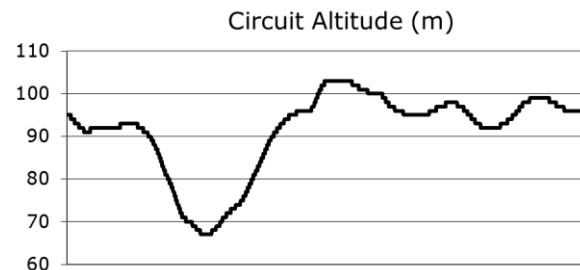
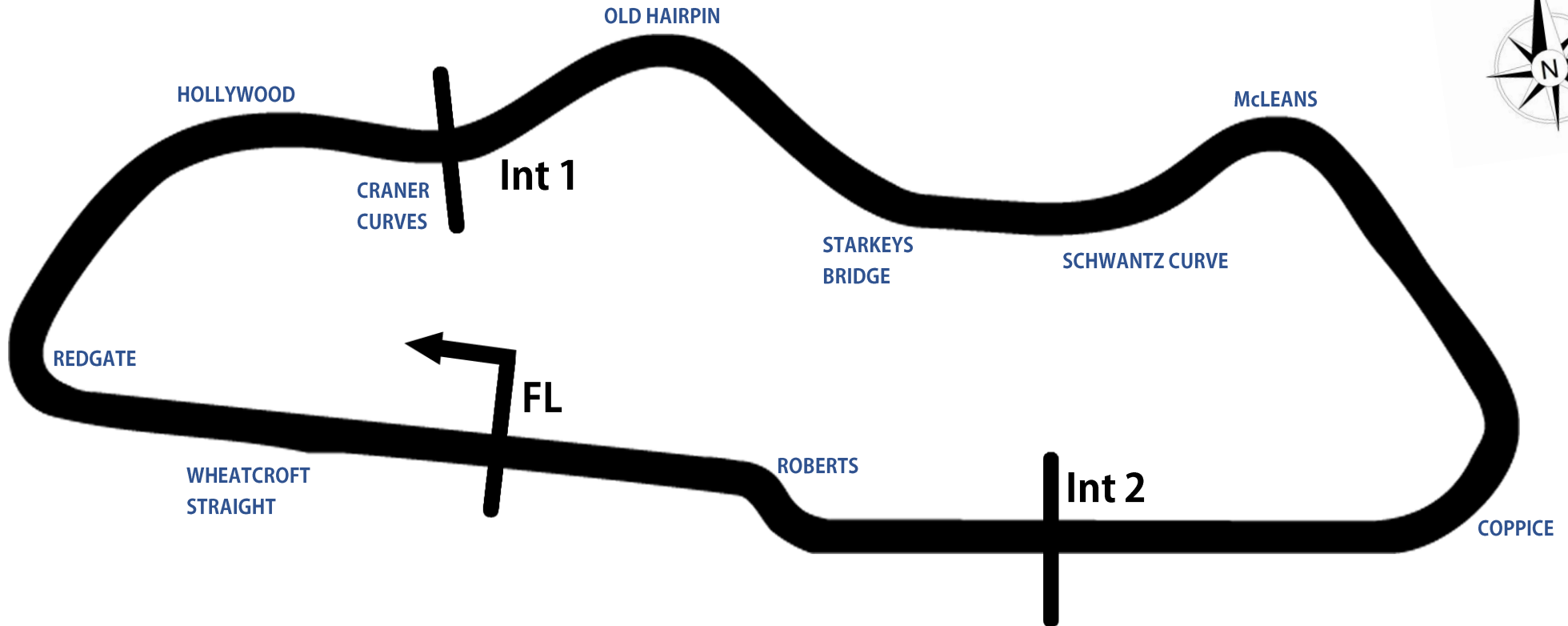


Timing & Results Provided by Timing Solutions Ltd

www.tsl-timing.com

Donington Park National Circuit

Castle Donington, Derby, UK



	Length	1.9790 miles 3.185 km 3185m		
FL	Start @ 60m	52.82971 N	1.37867 W	
Int 1	941m	52.83226 N	1.37893 W	
Int 2	2641m	52.82866 N	1.37129 W	
Pit Entry	3158m	52.82951 N	1.37832 W	
Pit Exit	229m after FL	52.82996 N	1.38205 W	
Pit Entry - Pit Exit	256m, 18.4s @ 50kph, 15.3s @ 60kph			

2024 Caterham Academy Championship

QUALIFYING - RACE 14 - CLASSIFICATION

POS	NO	CL	PIC	NAME	ENTRY	TIME	ON	LAPS	GAP	DIFF	MPH
1	51	Green	1	Harrison CAVERS	Caterham Academy	1:34.351	7	9			75.51
2	18	White	1	Paul OGGELSBY	Caterham Academy	1:34.505	9	9	0.154	0.154	75.38
3	21	Green	2	Alex COOMBES	Caterham Academy	1:34.532	7	9	0.181	0.027	75.36
4	15	White	2	Nick SAMPSON	Caterham Academy	1:34.763	3	10	0.412	0.231	75.18
5	33	Green	3	Brian THORNTON	Caterham Academy	1:34.869	9	10	0.518	0.106	75.09
6	56	Green	4	Dean BURDEN	Caterham Academy	1:34.965	6	9	0.614	0.096	75.02
7	42	White	3	Scott HELME	Caterham Academy	1:34.997	7	9	0.646	0.032	74.99
8	7	Green	5	Sam PARKER	Caterham Academy	1:35.709	8	9	1.358	0.712	74.44
9	46	Green	6	James HALL	Caterham Academy	1:35.826	5	9	1.475	0.117	74.34
10	77	Green	7	Charlie NEARN	Caterham Academy	1:35.869	2	9	1.518	0.043	74.31
11	88	White	4	Luciano CARUSO	Caterham Academy	1:35.974	6	9	1.623	0.105	74.23
12	14	White	5	William HARRIS	Caterham Academy	1:36.298	5	9	1.947	0.324	73.98
13	86	White	6	Craig EVANS	Caterham Academy	1:36.434	7	9	2.083	0.136	73.88
14	25	Green	8	Louis DARLING	Caterham Academy	1:36.503	4	9	2.152	0.069	73.82
15	96	White	7	Charles HARRIS	Caterham Academy	1:36.767	9	9	2.416	0.264	73.62
16	12	White	8	Alastair MORTON	Caterham Academy	1:36.844	8	9	2.493	0.077	73.56
17	23	White	9	David HALL	Caterham Academy	1:36.905	7	9	2.554	0.061	73.52
18	24	Green	9	Oliver WHITE	Caterham Academy	1:37.177	6	9	2.826	0.272	73.31
19	38	Green	10	Jimmy WAI	Caterham Academy	1:37.352	6	9	3.001	0.175	73.18
20	22	White	10	William COOPE	Caterham Academy	1:37.439	5	9	3.088	0.087	73.11
21	58	White	11	James PLATT	Caterham Academy	1:38.000	4	8	3.649	0.561	72.70
22	69	White	12	Eduardo PONTES	Caterham Academy	1:38.084	9	9	3.733	0.084	72.63
23	20	Green	11	Steve LORRIMAN	Caterham Academy	1:38.524	5	9	4.173	0.440	72.31
24	92	White	13	Greg VAN DER GAAST	Caterham Academy	1:39.373	6	8	5.022	0.849	71.69
25	32	White	14	Ivan SEARLE	Caterham Academy	1:39.964	5	8	5.613	0.591	71.27
26	4	Green	12	Alistair KINNEAR	Caterham Academy	1:40.107	7	8	5.756	0.143	71.17
27	16	White	15	Benoit CARNE	Caterham Academy	1:40.393	8	9	6.042	0.286	70.96
28	44	Green	13	Andrew DAVISON	Caterham Academy	1:40.426	7	8	6.075	0.033	70.94
29	19	Green	14	Chris MORLING	Caterham Academy	1:40.564	8	9	6.213	0.138	70.84
30	47	White	16	Gary FRY	Caterham Academy	1:41.423	5	9	7.072	0.859	70.24
31	5	White	17	Stephen HARRIS	Caterham Academy	1:41.998	8	8	7.647	0.575	69.85
32	60	Green	15	Mark STANCER	Caterham Academy	1:42.169	7	8	7.818	0.171	69.73
33	2	White	18	Charles CHAPMAN	Caterham Academy	1:42.208	7	8	7.857	0.039	69.70
34	99	White	19	Oliver PLUNKETT	Caterham Academy	1:42.317	7	8	7.966	0.109	69.63
35	26	White	20	Zena AL-JALILI	Caterham Academy	1:42.576	7	8	8.225	0.259	69.45

QUALIFYING LAPTIME (110.0% of 1:34.532) = 1:43.985

36	29	Green	16	Scott DARLING	Caterham Academy	1:44.060	8	8	9.709	1.484	68.46
----	----	-------	----	---------------	------------------	----------	---	---	-------	-------	-------

Weather / Track : Overcast / Damp

Date: 20/10/2024 Start: 09:00 Finish: 09:15

These results are provisional until the conclusion of any judicial and technical matters.

Donington Park National: 1.9790 miles

Clerk Of Course: Darren Holmes	Stewards:	Timekeeper: Gethin Rees	
--------------------------------	-----------	-------------------------	--

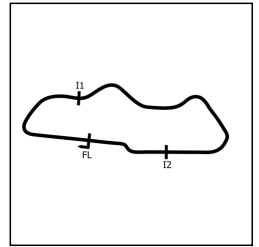
Results can be found at www.tsl-timing.com

Printed - 09:18 Sunday, 20 October 2024



2024 Caterham Academy Championship

QUALIFYING - RACE 14 - SECTOR ANALYSIS



SECTOR 1 = FL to I1, SECTOR 2 = I1 to I2, SECTOR 3 = I2 to FL, DIFF = Difference To Personal Best Lap, P = Crossed Finish Line in Pit Lane, D = Time Disallowed

P1 51 Green Harrison CAVERS		Caterham Academy					
IDEAL LAP TIME : 1:34.074		BEST LAP TIME : 1:34.351		DIFFERENCE : 0.277			
LAP	SECTOR 1	SECTOR 2	SECTOR 3	LAP TIME	MPH	DIFF	TIME OF DAY
1 -	OUTLAP	52.225	17.362	2:34.443	46.13	1:00.092	09:03:25.604
2 -	26.785	51.639	18.758	1:37.182	73.31	2.831	09:05:02.786
3 -	27.514	52.707	33.973	1:54.194	62.39	19.843	09:06:56.980
4 -	27.199	51.214	17.744	1:36.157	74.09	1.806	09:08:33.137
5 -	27.172	52.341	16.637	1:36.150 (3)	74.09	1.799	09:10:09.287
6 -	26.685	52.330	17.717	1:36.732	73.65	2.381	09:11:46.019
7 -	26.426	51.134	16.791	1:34.351 (1)	75.51		09:13:20.370
8 -	26.768	51.011	16.894	1:34.673 (2)	75.25	0.322	09:14:55.043
9 -	26.578	53.011	17.902	1:37.491	73.07	3.140	09:16:32.534

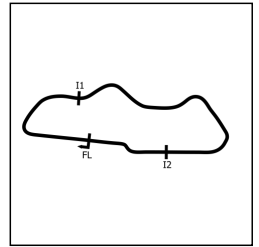
P2 18 White Paul OGGELSBY		Caterham Academy					
IDEAL LAP TIME : 1:33.573		BEST LAP TIME : 1:34.505		DIFFERENCE : 0.932			
LAP	SECTOR 1	SECTOR 2	SECTOR 3	LAP TIME	MPH	DIFF	TIME OF DAY
1 -	36.133	1:12.523	18.792	2:07.448	55.90	32.943	09:02:48.043
2 -	26.657	51.282	16.669	1:34.608 (2)	75.30	0.103	09:04:22.651
3 -	26.691	51.333	16.867	1:34.891	75.08	0.386	09:05:57.542
4 -	27.709	53.186	16.920	1:37.815	72.83	3.310	09:07:35.357
5 -	26.747	52.582	16.962	1:36.291	73.99	1.786	09:09:11.648
6 -	26.752	1:16.362	19.551	2:02.665	58.08	28.160	09:11:14.313
7 -	26.728	50.580	17.423	1:34.731 (3)	75.20	0.226	09:12:49.044
8 -	26.683	51.741	16.564	1:34.988	75.00	0.483	09:14:24.032
9 -	26.429	51.186	16.890	1:34.505 (1)	75.38		09:15:58.537

P3 21 Green Alex COOMBES		Caterham Academy					
IDEAL LAP TIME : 1:33.659		BEST LAP TIME : 1:34.532		DIFFERENCE : 0.873			
LAP	SECTOR 1	SECTOR 2	SECTOR 3	LAP TIME	MPH	DIFF	TIME OF DAY
1 -	35.395	1:12.411	18.714	2:06.520	56.31	31.988	09:02:47.256
2 -	26.628	51.256	16.683	1:34.567 (2)	75.33	0.035	09:04:21.823
3 -	26.946	52.790	16.482	1:36.218	74.04	1.686	09:05:58.041
4 -	26.551	51.728	25.291	1:43.570	68.79	9.038	09:07:41.611
5 -	26.541	51.117	16.926	1:34.584 (3)	75.32	0.052	09:09:16.195
6 -	26.519	51.729	16.689	1:34.937	75.04	0.405	09:10:51.132
7 -	26.060	51.389	17.083	1:34.532 (1)	75.36		09:12:25.664
8 -	27.463	56.794	18.209	1:42.466	69.53	7.934	09:14:08.130
9 -	26.279	1:34.911	IN PIT	2:22.004 P	50.17	47.472	09:16:30.134

P4 15 White Nick SAMPSON		Caterham Academy					
IDEAL LAP TIME : 1:34.396		BEST LAP TIME : 1:34.763		DIFFERENCE : 0.367			
LAP	SECTOR 1	SECTOR 2	SECTOR 3	LAP TIME	MPH	DIFF	TIME OF DAY
1 -	28.960	53.479	17.296	1:39.735	71.43	4.972	09:02:06.920
2 -	26.855	51.683	16.884	1:35.422 (3)	74.66	0.659	09:03:42.342
3 -	26.444	51.370	16.949	1:34.763 (1)	75.18		09:05:17.105
4 -	26.701	51.212	18.648	1:36.561	73.78	1.798	09:06:53.666
5 -	26.547	54.168	16.740	1:37.455	73.10	2.692	09:08:31.121
6 -	26.772	52.081	17.391	1:36.244	74.02	1.481	09:10:07.365
7 -	26.574	51.586	17.156	1:35.316 (2)	74.74	0.553	09:11:42.681
8 -	26.514	52.090	17.041	1:35.645	74.49	0.882	09:13:18.326
9 -	27.311	51.626	17.095	1:36.032	74.19	1.269	09:14:54.358
10 -	26.871	52.784	IN PIT	1:42.500 P	69.50	7.737	09:16:36.858

2024 Caterham Academy Championship

QUALIFYING - RACE 14 - SECTOR ANALYSIS



SECTOR 1 = FL to I1, SECTOR 2 = I1 to I2, SECTOR 3 = I2 to FL, DIFF = Difference To Personal Best Lap, P = Crossed Finish Line in Pit Lane, D = Time Disallowed

P5 33 Green Brian THORNTON		Caterham Academy					
IDEAL LAP TIME : 1:34.607		BEST LAP TIME : 1:34.869		DIFFERENCE : 0.262			
LAP	SECTOR 1	SECTOR 2	SECTOR 3	LAP TIME	MPH	DIFF	TIME OF DAY
1 -	28.284	52.264	18.044	1:38.592	72.26	3.723	09:02:01.822
2 -	26.730	52.051	16.916	1:35.697 (3)	74.45	0.828	09:03:37.519
3 -	26.407	51.593	16.995	1:34.995 (2)	75.00	0.126	09:05:12.514
4 -	26.545	52.550	18.020	1:37.115	73.36	2.246	09:06:49.629
5 -	26.660	52.120	18.016	1:36.796	73.60	1.927	09:08:26.425
6 -	26.382	52.768	17.546	1:36.696	73.68	1.827	09:10:03.121
7 -	27.229	51.423	18.004	1:36.656	73.71	1.787	09:11:39.777
8 -	26.620	52.407	18.146	1:37.173	73.31	2.304	09:13:16.950
9 -	26.389	51.309	17.171	1:34.869 (1)	75.09		09:14:51.819
10 -	28.417	59.746	IN PIT	1:52.148 P	63.52	17.279	09:16:43.967

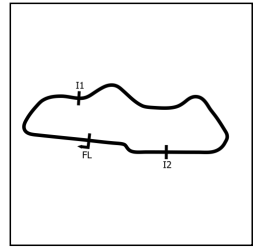
P6 56 Green Dean BURDEN		Caterham Academy					
IDEAL LAP TIME : 1:34.760		BEST LAP TIME : 1:34.965		DIFFERENCE : 0.205			
LAP	SECTOR 1	SECTOR 2	SECTOR 3	LAP TIME	MPH	DIFF	TIME OF DAY
1 -	28.341	52.903	17.266	1:38.510	72.32	3.545	09:02:03.704
2 -	26.870	52.412	16.962	1:36.244 (3)	74.02	1.279	09:03:39.948
3 -	26.806	51.984	16.688	1:35.478 (2)	74.62	0.513	09:05:15.426
4 -	26.668	52.056	19.152	1:37.876	72.79	2.911	09:06:53.302
5 -	27.004	1:08.207	17.718	1:52.929	63.08	17.964	09:08:46.231
6 -	26.873	51.472	16.620	1:34.965 (1)	75.02		09:10:21.196
7 -	27.764	1:05.006	20.876	1:53.646	62.69	18.681	09:12:14.842
8 -	33.578	51.740	17.029	1:42.347	69.61	7.382	09:13:57.189
9 -	27.805	53.364	17.760	1:38.929	72.01	3.964	09:15:36.118

P7 42 White Scott HELME		Caterham Academy					
IDEAL LAP TIME : 1:34.686		BEST LAP TIME : 1:34.997		DIFFERENCE : 0.311			
LAP	SECTOR 1	SECTOR 2	SECTOR 3	LAP TIME	MPH	DIFF	TIME OF DAY
1 -	36.282	1:12.521	19.000	2:07.803	55.74	32.806	09:02:48.699
2 -	27.015	51.610	17.453	1:36.078 (3)	74.15	1.081	09:04:24.777
3 -	27.302	52.532	17.262	1:37.096	73.37	2.099	09:06:01.873
4 -	27.221	52.240	17.283	1:36.744	73.64	1.747	09:07:38.617
5 -	27.019	52.340	17.015	1:36.374	73.92	1.377	09:09:14.991
6 -	27.181	52.698	17.242	1:37.121	73.35	2.124	09:10:52.112
7 -	26.673	51.582	16.742	1:34.997 (1)	74.99		09:12:27.109
8 -	26.870	51.884	17.017	1:35.771 (2)	74.39	0.774	09:14:02.880
9 -	28.354	51.271	17.139	1:36.764	73.62	1.767	09:15:39.644

P8 7 Green Sam PARKER		Caterham Academy					
IDEAL LAP TIME : 1:35.611		BEST LAP TIME : 1:35.709		DIFFERENCE : 0.098			
LAP	SECTOR 1	SECTOR 2	SECTOR 3	LAP TIME	MPH	DIFF	TIME OF DAY
1 -	29.540	53.599	17.292	1:40.431	70.94	4.722	09:02:08.281
2 -	27.523	52.227	17.197	1:36.947	73.49	1.238	09:03:45.228
3 -	27.324	52.008	17.190	1:36.522 (2)	73.81	0.813	09:05:21.750
4 -	27.470	52.955	17.743	1:38.168	72.57	2.459	09:06:59.918
5 -	27.534	52.042	17.279	1:36.855 (3)	73.55	1.146	09:08:36.773
6 -	27.762	1:01.827	16.903	1:46.492	66.90	10.783	09:10:23.265
7 -	27.141	52.263	17.564	1:36.968	73.47	1.259	09:12:00.233
8 -	26.901	51.807	17.001	1:35.709 (1)	74.44		09:13:35.942
9 -	28.313	53.149	17.595	1:39.057	71.92	3.348	09:15:14.999

2024 Caterham Academy Championship

QUALIFYING - RACE 14 - SECTOR ANALYSIS



SECTOR 1 = FL to I1, SECTOR 2 = I1 to I2, SECTOR 3 = I2 to FL, DIFF = Difference To Personal Best Lap, P = Crossed Finish Line in Pit Lane, D = Time Disallowed

P9 46 Green James HALL		Caterham Academy					
IDEAL LAP TIME : 1:35.826		BEST LAP TIME : 1:35.826		DIFFERENCE : 0.000			
LAP	SECTOR 1	SECTOR 2	SECTOR 3	LAP TIME	MPH	DIFF	TIME OF DAY
1 -	31.331	57.936	17.325	1:46.592	66.84	10.766	09:02:20.173
2 -	27.228	52.956	17.410	1:37.594	73.00	1.768	09:03:57.767
3 -	26.713	52.619	17.265	1:36.597 (3)	73.75	0.771	09:05:34.364
4 -	27.056	56.048	18.262	1:41.366	70.28	5.540	09:07:15.730
5 -	26.601	52.029	17.196	1:35.826 (1)	74.34		09:08:51.556
6 -	30.543	55.543	17.359	1:43.445	68.87	7.619	09:10:35.001
7 -	26.859	52.282	17.434	1:36.575 (2)	73.77	0.749	09:12:11.576
8 -	29.535	55.303	18.872	1:43.710	68.69	7.884	09:13:55.286
9 -	29.092	53.457	17.315	1:39.864	71.34	4.038	09:15:35.150

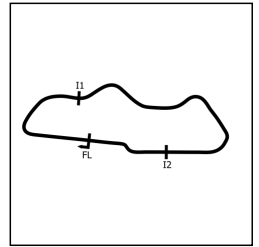
P10 77 Green Charlie NEARN		Caterham Academy					
IDEAL LAP TIME : 1:35.053		BEST LAP TIME : 1:35.869		DIFFERENCE : 0.816			
LAP	SECTOR 1	SECTOR 2	SECTOR 3	LAP TIME	MPH	DIFF	TIME OF DAY
1 -	30.226	53.470	18.475	1:42.171	69.73	6.302	09:02:11.180
2 -	27.259	51.685	16.925	1:35.869 (1)	74.31		09:03:47.049
3 -	26.944	52.483	19.559	1:38.986	71.97	3.117	09:05:26.035
4 -	26.461	1:18.646	17.063	2:02.170	58.31	26.301	09:07:28.205
5 -	26.895	53.991	17.570	1:38.456	72.36	2.587	09:09:06.661
6 -	26.988	53.223	17.295	1:37.506 (3)	73.06	1.637	09:10:44.167
7 -	26.879	52.398	19.720	1:38.997	71.96	3.128	09:12:23.164
8 -	26.810	52.799	16.907	1:36.516 (2)	73.81	0.647	09:13:59.680
9 -	27.666	52.784	17.588	1:38.038	72.67	2.169	09:15:37.718

P11 88 White Luciano CARUSO		Caterham Academy					
IDEAL LAP TIME : 1:35.417		BEST LAP TIME : 1:35.974		DIFFERENCE : 0.557			
LAP	SECTOR 1	SECTOR 2	SECTOR 3	LAP TIME	MPH	DIFF	TIME OF DAY
1 -	31.637	57.792	17.632	1:47.061	66.54	11.087	09:02:21.877
2 -	27.618	52.523	17.560	1:37.701	72.92	1.727	09:03:59.578
3 -	27.154	52.128	17.155	1:36.437 (3)	73.87	0.463	09:05:36.015
4 -	27.015	52.854	17.247	1:37.116	73.36	1.142	09:07:13.131
5 -	26.777	52.278	17.163	1:36.218 (2)	74.04	0.244	09:08:49.349
6 -	26.917	52.067	16.990	1:35.974 (1)	74.23		09:10:25.323
7 -	27.163	51.708	17.636	1:36.507	73.82	0.533	09:12:01.830
8 -	27.112	52.742	16.932	1:36.786	73.61	0.812	09:13:38.616
9 -	27.827	52.694	16.940	1:37.461	73.10	1.487	09:15:16.077

P12 14 White William HARRIS		Caterham Academy					
IDEAL LAP TIME : 1:35.789		BEST LAP TIME : 1:36.298		DIFFERENCE : 0.509			
LAP	SECTOR 1	SECTOR 2	SECTOR 3	LAP TIME	MPH	DIFF	TIME OF DAY
1 -	33.413	1:16.243	22.272	2:11.928	54.00	35.630	09:03:00.965
2 -	28.292	52.494	18.253	1:39.039	71.93	2.741	09:04:40.004
3 -	27.824	55.328	17.802	1:40.954	70.57	4.656	09:06:20.958
4 -	27.395	53.126	17.278	1:37.799	72.84	1.501	09:07:58.757
5 -	27.101	51.892	17.305	1:36.298 (1)	73.98		09:09:35.055
6 -	27.131	52.595	17.214	1:36.940	73.49	0.642	09:11:11.995
7 -	27.155	52.388	18.106	1:37.649	72.96	1.351	09:12:49.644
8 -	26.906	52.634	16.991	1:36.531 (2)	73.80	0.233	09:14:26.175
9 -	27.083	52.479	17.323	1:36.885 (3)	73.53	0.587	09:16:03.060

2024 Caterham Academy Championship

QUALIFYING - RACE 14 - SECTOR ANALYSIS



SECTOR 1 = FL to I1, SECTOR 2 = I1 to I2, SECTOR 3 = I2 to FL, DIFF = Difference To Personal Best Lap, P = Crossed Finish Line in Pit Lane, D = Time Disallowed

P13 86 White Craig EVANS			Caterham Academy				
IDEAL LAP TIME : 1:36.172		BEST LAP TIME : 1:36.434		DIFFERENCE : 0.262			
LAP	SECTOR 1	SECTOR 2	SECTOR 3	LAP TIME	MPH	DIFF	TIME OF DAY
1 -	31.170	1:00.444	21.628	1:53.242	62.91	16.808	09:02:51.932
2 -	28.024	53.451	17.386	1:38.861	72.06	2.427	09:04:30.793
3 -	28.960	54.552	17.191	1:40.703	70.74	4.269	09:06:11.496
4 -	27.400	52.814	17.247	1:37.461	73.10	1.027	09:07:48.957
5 -	27.267	52.646	17.270	1:37.183 (3)	73.31	0.749	09:09:26.140
6 -	27.356	52.932	16.983	1:37.271	73.24	0.837	09:11:03.411
7 -	27.121	52.192	17.121	1:36.434 (1)	73.88		09:12:39.845
8 -	27.106	52.843	16.874	1:36.823 (2)	73.58	0.389	09:14:16.668
9 -	27.257	55.013	17.710	1:39.980	71.26	3.546	09:15:56.648

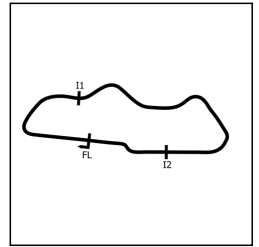
P14 25 Green Louis DARLING			Caterham Academy				
IDEAL LAP TIME : 1:36.088		BEST LAP TIME : 1:36.503		DIFFERENCE : 0.415			
LAP	SECTOR 1	SECTOR 2	SECTOR 3	LAP TIME	MPH	DIFF	TIME OF DAY
1 -	28.705	53.196	17.003	1:38.904	72.03	2.401	09:02:03.015
2 -	27.225	53.009	17.837	1:38.071	72.64	1.568	09:03:41.086
3 -	27.095	52.288	17.359	1:36.742 (2)	73.64	0.239	09:05:17.828
4 -	26.985	52.100	17.418	1:36.503 (1)	73.82		09:06:54.331
5 -	27.420	53.710	17.486	1:38.616	72.24	2.113	09:08:32.947
6 -	27.110	52.860	17.423	1:37.393 (3)	73.15	0.890	09:10:10.340
7 -	27.276	52.548	36.502	1:56.326	61.24	19.823	09:12:06.666
8 -	27.388	53.654	17.268	1:38.310	72.47	1.807	09:13:44.976
9 -	28.288	52.334	17.345	1:37.967	72.72	1.464	09:15:22.943

P15 96 White Charles HARRIS			Caterham Academy				
IDEAL LAP TIME : 1:36.543		BEST LAP TIME : 1:36.767		DIFFERENCE : 0.224			
LAP	SECTOR 1	SECTOR 2	SECTOR 3	LAP TIME	MPH	DIFF	TIME OF DAY
1 -	35.805	1:15.828	20.228	2:11.861	54.03	35.094	09:02:54.222
2 -	27.844	54.397	19.678	1:41.919	69.90	5.152	09:04:36.141
3 -	27.895	54.005	18.008	1:39.908	71.31	3.141	09:06:16.049
4 -	27.739	53.953	17.219	1:38.911	72.03	2.144	09:07:54.960
5 -	27.443	52.803	17.022	1:37.268 (2)	73.24	0.501	09:09:32.228
6 -	27.208	53.294	17.302	1:37.804	72.84	1.037	09:11:10.032
7 -	27.496	52.910	17.228	1:37.634 (3)	72.97	0.867	09:12:47.666
8 -	27.384	54.802	17.414	1:39.600	71.53	2.833	09:14:27.266
9 -	27.058	52.463	17.246	1:36.767 (1)	73.62		09:16:04.033

P16 12 White Alastair MORTON			Caterham Academy				
IDEAL LAP TIME : 1:36.676		BEST LAP TIME : 1:36.844		DIFFERENCE : 0.168			
LAP	SECTOR 1	SECTOR 2	SECTOR 3	LAP TIME	MPH	DIFF	TIME OF DAY
1 -	36.459	1:12.727	20.066	2:09.252	55.12	32.408	09:02:50.397
2 -	27.478	52.894	17.385	1:37.757	72.88	0.913	09:04:28.154
3 -	29.605	53.161	17.338	1:40.104	71.17	3.260	09:06:08.258
4 -	27.513	53.218	17.249	1:37.980	72.71	1.136	09:07:46.238
5 -	27.323	52.974	17.194	1:37.491	73.07	0.647	09:09:23.729
6 -	27.247	53.131	17.001	1:37.379	73.16	0.535	09:11:01.108
7 -	26.947	52.989	16.956	1:36.892 (2)	73.53	0.048	09:12:38.000
8 -	27.012	52.891	16.941	1:36.844 (1)	73.56		09:14:14.844
9 -	27.063	52.788	17.332	1:37.183 (3)	73.31	0.339	09:15:52.027

2024 Caterham Academy Championship

QUALIFYING - RACE 14 - SECTOR ANALYSIS



SECTOR 1 = FL to I1, SECTOR 2 = I1 to I2, SECTOR 3 = I2 to FL, DIFF = Difference To Personal Best Lap, P = Crossed Finish Line in Pit Lane, D = Time Disallowed

P17 23 White David HALL			Caterham Academy				
IDEAL LAP TIME : 1:36.566		BEST LAP TIME : 1:36.905		DIFFERENCE : 0.339			
LAP	SECTOR 1	SECTOR 2	SECTOR 3	LAP TIME	MPH	DIFF	TIME OF DAY
1 -	33.154	56.230	17.263	1:46.647	66.80	9.742	09:02:22.391
2 -	27.730	53.150	17.438	1:38.318	72.46	1.413	09:04:00.709
3 -	27.173	52.558	17.336	1:37.067 (2)	73.39	0.162	09:05:37.776
4 -	27.168	53.078	17.545	1:37.791	72.85	0.886	09:07:15.567
5 -	27.530	52.375	17.167	1:37.072 (3)	73.39	0.167	09:08:52.639
6 -	30.476	55.312	17.398	1:43.186	69.04	6.281	09:10:35.825
7 -	27.480	52.231	17.194	1:36.905 (1)	73.52		09:12:12.730
8 -	27.191	54.845	19.040	1:41.076	70.48	4.171	09:13:53.806
9 -	29.658	53.102	17.469	1:40.229	71.08	3.324	09:15:34.035

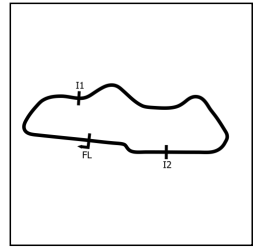
P18 24 Green Oliver WHITE			Caterham Academy				
IDEAL LAP TIME : 1:36.970		BEST LAP TIME : 1:37.177		DIFFERENCE : 0.207			
LAP	SECTOR 1	SECTOR 2	SECTOR 3	LAP TIME	MPH	DIFF	TIME OF DAY
1 -	33.370	1:12.280	23.625	2:09.275	55.11	32.098	09:02:54.458
2 -	30.705	1:06.113	19.777	1:56.595	61.10	19.418	09:04:51.053
3 -	28.408	52.812	17.271	1:38.491	72.33	1.314	09:06:29.544
4 -	27.350	53.550	16.880	1:37.780 (3)	72.86	0.603	09:08:07.324
5 -	29.801	53.441	17.896	1:41.138	70.44	3.961	09:09:48.462
6 -	27.329	52.849	16.999	1:37.177 (1)	73.31		09:11:25.639
7 -	27.373	54.101	17.394	1:38.868	72.06	1.691	09:13:04.507
8 -	28.813	53.432	16.829	1:39.074	71.91	1.897	09:14:43.581
9 -	27.416	53.204	16.950	1:37.570 (2)	73.02	0.393	09:16:21.151

P19 38 Green Jimmy WAI			Caterham Academy				
IDEAL LAP TIME : 1:36.726		BEST LAP TIME : 1:37.352		DIFFERENCE : 0.626			
LAP	SECTOR 1	SECTOR 2	SECTOR 3	LAP TIME	MPH	DIFF	TIME OF DAY
1 -	33.468	1:09.416	21.643	2:04.527	57.21	27.175	09:02:52.999
2 -	28.652	54.136	17.448	1:40.236	71.07	2.884	09:04:33.235
3 -	28.203	55.525	18.103	1:41.831	69.96	4.479	09:06:15.066
4 -	27.849	55.258	17.384	1:40.491	70.89	3.139	09:07:55.557
5 -	27.722	53.157	17.296	1:38.175	72.57	0.823	09:09:33.732
6 -	27.114	52.948	17.290	1:37.352 (1)	73.18		09:11:11.084
7 -	27.339	54.176	17.226	1:38.741	72.15	1.389	09:12:49.825
8 -	27.836	52.527	17.303	1:37.666 (2)	72.94	0.314	09:14:27.491
9 -	27.725	53.246	17.085	1:38.056 (3)	72.65	0.704	09:16:05.547

P20 22 White William COOPE			Caterham Academy				
IDEAL LAP TIME : 1:36.515		BEST LAP TIME : 1:37.439		DIFFERENCE : 0.924			
LAP	SECTOR 1	SECTOR 2	SECTOR 3	LAP TIME	MPH	DIFF	TIME OF DAY
1 -	29.787	53.482	17.427	1:40.696	70.75	3.257	09:02:08.919
2 -	27.687	52.482	17.366	1:37.535 (3)	73.04	0.096	09:03:46.454
3 -	27.353	52.454	17.636	1:37.443 (2)	73.11	0.004	09:05:23.897
4 -	27.267	52.544	17.889	1:37.700	72.92	0.261	09:07:01.597
5 -	27.305	52.908	17.226	1:37.439 (1)	73.11		09:08:39.036
6 -	27.126	53.143	17.318	1:37.587	73.00	0.148	09:10:16.623
7 -	27.871	56.442	17.178	1:41.491	70.19	4.052	09:11:58.114
8 -	26.883	54.193	17.505	1:38.581	72.27	1.142	09:13:36.695
9 -	27.997	54.754	17.512	1:40.263	71.05	2.824	09:15:16.958

2024 Caterham Academy Championship

QUALIFYING - RACE 14 - SECTOR ANALYSIS



SECTOR 1 = FL to I1, SECTOR 2 = I1 to I2, SECTOR 3 = I2 to FL, DIFF = Difference To Personal Best Lap, P = Crossed Finish Line in Pit Lane, D = Time Disallowed

P21 58 White James PLATT		Caterham Academy					
IDEAL LAP TIME : 1:37.719		BEST LAP TIME : 1:38.000		DIFFERENCE : 0.281			
LAP	SECTOR 1	SECTOR 2	SECTOR 3	LAP TIME	MPH	DIFF	TIME OF DAY
1 -	33.473	1:10.475	21.821	2:05.769	56.64	27.769	09:02:52.562
2 -	27.837	53.544	17.298	1:38.679 (2)	72.20	0.679	09:04:31.241
3 -	28.919	55.322	17.456	1:41.697	70.05	3.697	09:06:12.938
4 -	27.061	53.360	17.579	1:38.000 (1)	72.70		09:07:50.938
5 -	27.497	54.010	17.893	1:39.400 (3)	71.67	1.400	09:09:30.338
6 -	27.724	54.136	17.614	1:39.474	71.62	1.474	09:11:09.812
7 -	28.137	53.527	17.969	1:39.633	71.50	1.633	09:12:49.445
8 -	1:39.086	53.508	17.814	2:50.408	41.80	1:12.408	09:15:39.853

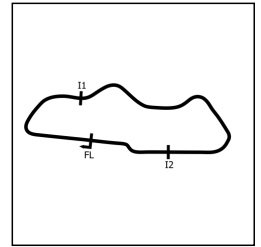
P22 69 White Eduardo PONTES		Caterham Academy					
IDEAL LAP TIME : 1:38.084		BEST LAP TIME : 1:38.084		DIFFERENCE : 0.000			
LAP	SECTOR 1	SECTOR 2	SECTOR 3	LAP TIME	MPH	DIFF	TIME OF DAY
1 -	33.455	1:01.430	19.605	1:54.490	62.22	16.406	09:02:57.038
2 -	29.127	54.334	18.762	1:42.223	69.69	4.139	09:04:39.261
3 -	28.108	56.170	18.423	1:42.701	69.37	4.617	09:06:21.962
4 -	28.353	54.125	18.197	1:40.675	70.76	2.591	09:08:02.637
5 -	28.311	53.476	18.030	1:39.817	71.37	1.733	09:09:42.454
6 -	27.658	54.786	17.399	1:39.843	71.35	1.759	09:11:22.297
7 -	27.688	53.647	17.605	1:38.940 (2)	72.00	0.856	09:13:01.237
8 -	27.647	54.086	17.428	1:39.161 (3)	71.84	1.077	09:14:40.398
9 -	27.514	53.410	17.160	1:38.084 (1)	72.63		09:16:18.482

P23 20 Green Steve LORRIMAN		Caterham Academy					
IDEAL LAP TIME : 1:38.343		BEST LAP TIME : 1:38.524		DIFFERENCE : 0.181			
LAP	SECTOR 1	SECTOR 2	SECTOR 3	LAP TIME	MPH	DIFF	TIME OF DAY
1 -	31.672	56.985	17.618	1:46.275	67.03	7.751	09:02:16.560
2 -	28.438	54.676	17.725	1:40.839	70.65	2.315	09:03:57.399
3 -	28.217	54.206	17.785	1:40.208 (2)	71.09	1.684	09:05:37.607
4 -	28.839	55.008	17.047	1:40.894	70.61	2.370	09:07:18.501
5 -	27.636	53.660	17.228	1:38.524 (1)	72.31		09:08:57.025
6 -	27.871	56.476	17.443	1:41.790	69.99	3.266	09:10:38.815
7 -	28.231	54.862	17.294	1:40.387 (3)	70.97	1.863	09:12:19.202
8 -	27.881	56.479	17.533	1:41.893	69.92	3.369	09:14:01.095
9 -	29.326	55.411	17.990	1:42.727	69.35	4.203	09:15:43.822

P24 92 White Greg VAN DER GAAST		Caterham Academy					
IDEAL LAP TIME : 1:38.568		BEST LAP TIME : 1:39.373		DIFFERENCE : 0.805			
LAP	SECTOR 1	SECTOR 2	SECTOR 3	LAP TIME	MPH	DIFF	TIME OF DAY
1 -	36.886	1:12.783	23.607	2:13.276	53.45	33.903	09:03:10.617
2 -	29.012	1:11.439	18.504	1:58.955	59.89	19.582	09:05:09.572
3 -	28.072	1:08.741	24.624	2:01.437	58.66	22.064	09:07:11.009
4 -	27.888	54.147	17.698	1:39.733 (3)	71.43	0.360	09:08:50.742
5 -	27.666	53.527	18.379	1:39.572 (2)	71.55	0.199	09:10:30.314
6 -	28.200	53.541	17.632	1:39.373 (1)	71.69		09:12:09.687
7 -	27.409	54.463	18.214	1:40.086	71.18	0.713	09:13:49.773
8 -	30.661	54.209	18.967	1:43.837	68.61	4.464	09:15:33.610

2024 Caterham Academy Championship

QUALIFYING - RACE 14 - SECTOR ANALYSIS



SECTOR 1 = FL to I1, SECTOR 2 = I1 to I2, SECTOR 3 = I2 to FL, DIFF = Difference To Personal Best Lap, P = Crossed Finish Line in Pit Lane, D = Time Disallowed

P25	32 White	Ivan SEARLE	Caterham Academy				
IDEAL LAP TIME : 1:39.245		BEST LAP TIME : 1:39.964		DIFFERENCE : 0.719			

LAP	SECTOR 1	SECTOR 2	SECTOR 3	LAP TIME	MPH	DIFF	TIME OF DAY
1 -	33.142	1:11.309	23.862	2:08.313	55.52	28.349	09:03:03.773
2 -	31.198	1:02.964	22.056	1:56.218	61.30	16.254	09:04:59.991
3 -	32.443	1:00.424	20.638	1:53.505	62.76	13.541	09:06:53.496
4 -	30.440	54.676	17.783	1:42.899	69.23	2.935	09:08:36.395
5 -	27.926	54.126	17.912	1:39.964 (1)	71.27		09:10:16.359
6 -	27.887	55.172	17.766	1:40.825 (2)	70.66	0.861	09:11:57.184
7 -	27.540	1:14.570	17.753	1:59.863	59.43	19.899	09:13:57.047
8 -	29.638	54.323	17.579	1:41.540 (3)	70.16	1.576	09:15:38.587

P26	4 Green	Alistair KINNEAR	Caterham Academy				
IDEAL LAP TIME : 1:40.107		BEST LAP TIME : 1:40.107		DIFFERENCE : 0.000			

LAP	SECTOR 1	SECTOR 2	SECTOR 3	LAP TIME	MPH	DIFF	TIME OF DAY
1 -	38.069	1:10.755	25.241	2:14.065	53.14	33.958	09:03:13.102
2 -	31.387	58.775	19.229	1:49.391	65.13	9.284	09:05:02.493
3 -	30.750	57.579	18.772	1:47.101	66.52	6.994	09:06:49.594
4 -	29.507	56.240	18.585	1:44.332	68.28	4.225	09:08:33.926
5 -	28.406	54.593	18.412	1:41.411 (2)	70.25	1.304	09:10:15.337
6 -	28.654	57.656	18.316	1:44.626	68.09	4.519	09:11:59.963
7 -	28.047	54.183	17.877	1:40.107 (1)	71.17		09:13:40.070
8 -	29.356	54.863	18.265	1:42.484 (3)	69.51	2.377	09:15:22.554

P27	16 White	Benoit CARNE	Caterham Academy				
IDEAL LAP TIME : 1:39.512		BEST LAP TIME : 1:40.393		DIFFERENCE : 0.881			

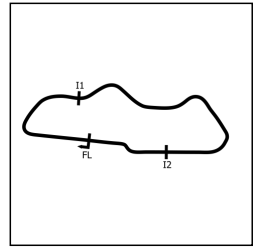
LAP	SECTOR 1	SECTOR 2	SECTOR 3	LAP TIME	MPH	DIFF	TIME OF DAY
1 -	34.508	1:05.398	21.220	2:01.126	58.82	20.733	09:03:04.373
2 -	31.089	59.056	18.917	1:49.062	65.32	8.669	09:04:53.435
3 -	28.858	54.942	18.291	1:42.091	69.78	1.698	09:06:35.526
4 -	28.030	54.927	18.195	1:41.152 (3)	70.43	0.759	09:08:16.678
5 -	29.308	54.803	18.034	1:42.145	69.75	1.752	09:09:58.823
6 -	28.109	54.648	18.660	1:41.417	70.25	1.024	09:11:40.240
7 -	27.805	55.698	18.127	1:41.630	70.10	1.237	09:13:21.870
8 -	28.686	53.955	17.752	1:40.393 (1)	70.96		09:15:02.263
9 -	28.005	54.292	18.399	1:40.696 (2)	70.75	0.303	09:16:42.959

P28	44 Green	Andrew DAVISON	Caterham Academy				
IDEAL LAP TIME : 1:40.426		BEST LAP TIME : 1:40.426		DIFFERENCE : 0.000			

LAP	SECTOR 1	SECTOR 2	SECTOR 3	LAP TIME	MPH	DIFF	TIME OF DAY
1 -	35.160	1:11.876	23.223	2:10.259	54.69	29.833	09:03:05.959
2 -	30.426	1:00.039	18.642	1:49.107	65.29	8.681	09:04:55.066
3 -	29.310	55.473	18.063	1:42.846	69.27	2.420	09:06:37.912
4 -	29.213	55.462	18.051	1:42.726 (2)	69.35	2.300	09:08:20.638
5 -	29.238	58.048	18.259	1:45.545	67.50	5.119	09:10:06.183
6 -	29.221	55.649	18.171	1:43.041	69.14	2.615	09:11:49.224
7 -	28.448	53.984	17.994	1:40.426 (1)	70.94		09:13:29.650
8 -	29.900	54.618	18.269	1:42.787 (3)	69.31	2.361	09:15:12.437

2024 Caterham Academy Championship

QUALIFYING - RACE 14 - SECTOR ANALYSIS



SECTOR 1 = FL to I1, SECTOR 2 = I1 to I2, SECTOR 3 = I2 to FL, DIFF = Difference To Personal Best Lap, P = Crossed Finish Line in Pit Lane, D = Time Disallowed

P29 19 Green Chris MORLING			Caterham Academy				
IDEAL LAP TIME : 1:40.238		BEST LAP TIME : 1:40.564		DIFFERENCE : 0.326			
LAP	SECTOR 1	SECTOR 2	SECTOR 3	LAP TIME	MPH	DIFF	TIME OF DAY
1 -	36.230	1:10.826	23.083	2:10.139	54.74	29.575	09:02:54.610
2 -	29.394	55.665	18.747	1:43.806	68.63	3.242	09:04:38.416
3 -	28.442	56.172	19.748	1:44.362	68.26	3.798	09:06:22.778
4 -	28.624	54.928	18.202	1:41.754	70.01	1.190	09:08:04.532
5 -	29.979	55.844	17.929	1:43.752	68.66	3.188	09:09:48.284
6 -	28.624	54.254	18.266	1:41.144 (2)	70.44	0.580	09:11:29.428
7 -	28.358	54.901	17.954	1:41.213 (3)	70.39	0.649	09:13:10.641
8 -	28.617	54.139	17.808	1:40.564 (1)	70.84		09:14:51.205
9 -	28.291	55.246	19.351	1:42.888	69.24	2.324	09:16:34.093

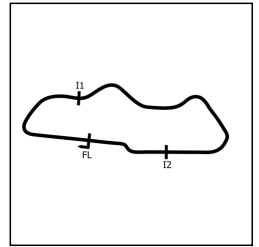
P30 47 White Gary FRY			Caterham Academy				
IDEAL LAP TIME : 1:41.030		BEST LAP TIME : 1:41.423		DIFFERENCE : 0.393			
LAP	SECTOR 1	SECTOR 2	SECTOR 3	LAP TIME	MPH	DIFF	TIME OF DAY
1 -	37.267	1:02.768	20.500	2:00.535	59.10	19.112	09:02:34.369
2 -	31.838	1:01.075	20.695	1:53.608	62.71	12.185	09:04:27.977
3 -	30.337	58.074	19.519	1:47.930	66.01	6.507	09:06:15.907
4 -	29.931	55.620	18.185	1:43.736	68.68	2.313	09:07:59.643
5 -	28.793	54.843	17.787	1:41.423 (1)	70.24		09:09:41.066
6 -	28.654	55.777	17.714	1:42.145 (3)	69.75	0.722	09:11:23.211
7 -	28.473	55.263	17.894	1:41.630 (2)	70.10	0.207	09:13:04.841
8 -	29.767	55.127	17.826	1:42.720	69.35	1.297	09:14:47.561
9 -	29.076	55.728	IN PIT	1:46.764 P	66.73	5.341	09:16:34.325

P31 5 White Stephen HARRIS			Caterham Academy				
IDEAL LAP TIME : 1:41.311		BEST LAP TIME : 1:41.998		DIFFERENCE : 0.687			
LAP	SECTOR 1	SECTOR 2	SECTOR 3	LAP TIME	MPH	DIFF	TIME OF DAY
1 -	36.007	1:17.390	23.313	2:16.710	52.11	34.712	09:03:00.485
2 -	33.790	57.316	19.295	1:50.401	64.53	8.403	09:04:50.886
3 -	29.502	55.700	18.128	1:43.330	68.95	1.332	09:06:34.216
4 -	28.880	57.325	18.257	1:44.462	68.20	2.464	09:08:18.678
5 -	29.717	56.501	18.171	1:44.389	68.25	2.391	09:10:03.067
6 -	28.463	56.232	18.275	1:42.970 (3)	69.19	0.972	09:11:46.037
7 -	28.602	55.054	18.358	1:42.014 (2)	69.83	0.016	09:13:28.051
8 -	28.934	54.720	18.344	1:41.998 (1)	69.85		09:15:10.049

P32 60 Green Mark STANCER			Caterham Academy				
IDEAL LAP TIME : 1:41.643		BEST LAP TIME : 1:42.169		DIFFERENCE : 0.526			
LAP	SECTOR 1	SECTOR 2	SECTOR 3	LAP TIME	MPH	DIFF	TIME OF DAY
1 -	36.622	1:03.765	20.456	2:00.843	58.95	18.674	09:02:32.294
2 -	32.056	1:01.978	21.669	1:55.703	61.57	13.534	09:04:27.997
3 -	34.466	1:02.775	19.255	1:56.496	61.15	14.327	09:06:24.493
4 -	30.770	1:01.382	19.361	1:51.513	63.89	9.344	09:08:16.006
5 -	31.834	59.928	19.376	1:51.138	64.10	8.969	09:10:07.144
6 -	31.229	55.954	18.037	1:45.220 (3)	67.71	3.051	09:11:52.364
7 -	28.341	55.376	18.452	1:42.169 (1)	69.73		09:13:34.533
8 -	29.760	56.693	17.926	1:44.379 (2)	68.25	2.210	09:15:18.912

2024 Caterham Academy Championship

QUALIFYING - RACE 14 - SECTOR ANALYSIS



SECTOR 1 = FL to I1, SECTOR 2 = I1 to I2, SECTOR 3 = I2 to FL, DIFF = Difference To Personal Best Lap, P = Crossed Finish Line in Pit Lane, D = Time Disallowed

P33		2 White Charles CHAPMAN		Caterham Academy			
IDEAL LAP TIME : 1:41.783		BEST LAP TIME : 1:42.208		DIFFERENCE : 0.425			
LAP	SECTOR 1	SECTOR 2	SECTOR 3	LAP TIME	MPH	DIFF	TIME OF DAY
1 -	35.896	1:13.141	23.578	2:12.615	53.72	30.407	09:03:09.231
2 -	29.106	59.572	19.402	1:48.080	65.92	5.872	09:04:57.311
3 -	30.275	59.136	19.071	1:48.482	65.67	6.274	09:06:45.793
4 -	29.199	56.170	18.247	1:43.616 (2)	68.76	1.408	09:08:29.409
5 -	28.238	57.764	18.815	1:44.817 (3)	67.97	2.609	09:10:14.226
6 -	29.210	1:00.581	21.608	1:51.399	63.95	9.191	09:12:05.625
7 -	28.571	55.298	18.339	1:42.208 (1)	69.70		09:13:47.833
8 -	29.101	1:15.632	IN PIT	2:17.673 P	51.75	35.465	09:16:05.506

P34		99 White Oliver PLUNKETT		Caterham Academy			
IDEAL LAP TIME : 1:41.573		BEST LAP TIME : 1:42.317		DIFFERENCE : 0.744			
LAP	SECTOR 1	SECTOR 2	SECTOR 3	LAP TIME	MPH	DIFF	TIME OF DAY
1 -	36.683	1:11.387	24.366	2:12.436	53.79	30.119	09:02:59.405
2 -	34.098	1:00.662	21.054	1:55.814	61.51	13.497	09:04:55.219
3 -	31.557	1:00.127	19.882	1:51.566	63.86	9.249	09:06:46.785
4 -	30.731	58.168	19.120	1:48.019	65.95	5.702	09:08:34.804
5 -	28.982	56.182	18.549	1:43.713	68.69	1.396	09:10:18.517
6 -	28.173	56.206	18.710	1:43.089 (2)	69.11	0.772	09:12:01.606
7 -	28.812	55.108	18.397	1:42.317 (1)	69.63		09:13:43.923
8 -	28.957	56.361	18.292	1:43.610 (3)	68.76	1.293	09:15:27.533

P35		26 White Zena AL-JALILI		Caterham Academy			
IDEAL LAP TIME : 1:42.136		BEST LAP TIME : 1:42.576		DIFFERENCE : 0.440			
LAP	SECTOR 1	SECTOR 2	SECTOR 3	LAP TIME	MPH	DIFF	TIME OF DAY
1 -	33.000	1:10.427	24.159	2:07.586	55.84	25.010	09:03:00.093
2 -	30.006	56.298	18.915	1:45.219	67.71	2.643	09:04:45.312
3 -	28.971	56.390	18.883	1:44.244	68.34	1.668	09:06:29.556
4 -	29.365	56.774	18.488	1:44.627	68.09	2.051	09:08:14.183
5 -	28.763	55.701	18.561	1:43.025 (2)	69.15	0.449	09:09:57.208
6 -	28.753	55.507	19.797	1:44.057	68.46	1.481	09:11:41.265
7 -	28.889	55.010	18.677	1:42.576 (1)	69.45		09:13:23.841
8 -	29.818	55.393	18.373	1:43.584 (3)	68.78	1.008	09:15:07.425

P36		29 Green Scott DARLING		Caterham Academy			
IDEAL LAP TIME : 1:43.233		BEST LAP TIME : 1:44.060		DIFFERENCE : 0.827			
LAP	SECTOR 1	SECTOR 2	SECTOR 3	LAP TIME	MPH	DIFF	TIME OF DAY
1 -	37.411	1:02.753	20.898	2:01.062	58.85	17.002	09:02:33.694
2 -	31.681	1:01.534	20.624	1:53.839	62.58	9.779	09:04:27.533
3 -	31.854	58.788	19.026	1:49.668	64.96	5.608	09:06:17.201
4 -	30.131	57.181	19.235	1:46.547	66.86	2.487	09:08:03.748
5 -	30.271	58.059	19.162	1:47.492	66.28	3.432	09:09:51.240
6 -	29.358	57.417	18.497	1:45.272 (2)	67.67	1.212	09:11:36.512
7 -	29.517	57.694	18.866	1:46.077 (3)	67.16	2.017	09:13:22.589
8 -	30.180	55.378	18.502	1:44.060 (1)	68.46		09:15:06.649

2024 Caterham Academy Championship

QUALIFYING - RACE 14 - BEST SECTORS

SECTOR 1			SECTOR 2			SECTOR 3			IDEAL / BEST COMPARISON						
POS	NO	NAME	TIME	NO	NAME	TIME	NO	NAME	TIME	POS	NO	NAME	IDEAL	BEST	DIFF
													PERFECT LAP	1:33.122	
1	21	COOMBES	26.060	18	OGGELSBY	50.580	21	COOMBES	16.482	1	18	OGGELSBY	1:33.573	1:34.505	0.932
2	33	THORNTON	26.382	51	CAVERS	51.011	18	OGGELSBY	16.564	2	21	COOMBES	1:33.659	1:34.532	0.873
3	51	CAVERS	26.426	21	COOMBES	51.117	56	BURDEN	16.620	3	51	CAVERS	1:34.074	1:34.351	0.277
4	18	OGGELSBY	26.429	15	SAMPSON	51.212	51	CAVERS	16.637	4	15	SAMPSON	1:34.396	1:34.763	0.367
5	15	SAMPSON	26.444	42	HELME	51.271	15	SAMPSON	16.740	5	33	THORNTON	1:34.607	1:34.869	0.262
6	77	NEARN	26.461	33	THORNTON	51.309	42	HELME	16.742	6	42	HELME	1:34.686	1:34.997	0.311
7	46	HALL	26.601	56	BURDEN	51.472	24	WHITE	16.829	7	56	BURDEN	1:34.760	1:34.965	0.205
8	56	BURDEN	26.668	77	NEARN	51.685	86	EVANS	16.874	8	77	NEARN	1:35.053	1:35.869	0.816
9	42	HELME	26.673	88	CARUSO	51.708	7	PARKER	16.903	9	88	CARUSO	1:35.417	1:35.974	0.557
10	88	CARUSO	26.777	7	PARKER	51.807	77	NEARN	16.907	10	7	PARKER	1:35.611	1:35.709	0.098
11	22	COOPE	26.883	14	HARRIS	51.892	33	THORNTON	16.916	11	14	HARRIS	1:35.789	1:36.298	0.509
12	7	PARKER	26.901	46	HALL	52.029	88	CARUSO	16.932	12	46	HALL	1:35.826	1:35.826	0.000
13	14	HARRIS	26.906	25	DARLING	52.100	12	MORTON	16.941	13	25	DARLING	1:36.088	1:36.503	0.415
14	12	MORTON	26.947	86	EVANS	52.192	14	HARRIS	16.991	14	86	EVANS	1:36.172	1:36.434	0.262
15	25	DARLING	26.985	23	HALL	52.231	25	DARLING	17.003	15	22	COOPE	1:36.515	1:37.439	0.924
16	96	HARRIS	27.058	22	COOPE	52.454	96	HARRIS	17.022	16	96	HARRIS	1:36.543	1:36.767	0.224
17	58	PLATT	27.061	96	HARRIS	52.463	20	LORRIMAN	17.047	17	23	HALL	1:36.566	1:36.905	0.339
18	86	EVANS	27.106	38	WAI	52.527	38	WAI	17.085	18	12	MORTON	1:36.676	1:36.844	0.168
19	38	WAI	27.114	12	MORTON	52.788	69	PONTES	17.160	19	38	WAI	1:36.726	1:37.352	0.626
20	23	HALL	27.168	24	WHITE	52.812	23	HALL	17.167	20	24	WHITE	1:36.970	1:37.177	0.207
21	24	WHITE	27.329	58	PLATT	53.360	22	COOPE	17.178	21	58	PLATT	1:37.719	1:38.000	0.281
22	92	VAN DER GAAST	27.409	69	PONTES	53.410	46	HALL	17.196	22	69	PONTES	1:38.084	1:38.084	0.000
23	69	PONTES	27.514	92	VAN DER GAAST	53.527	58	PLATT	17.298	23	20	LORRIMAN	1:38.343	1:38.524	0.181
24	32	SEARLE	27.540	20	LORRIMAN	53.660	32	SEARLE	17.579	24	92	VAN DER GAAST	1:38.568	1:39.373	0.805
25	20	LORRIMAN	27.636	16	CARNE	53.955	92	VAN DER GAAST	17.632	25	32	SEARLE	1:39.245	1:39.964	0.719
26	16	CARNE	27.805	44	DAVISON	53.984	47	FRY	17.714	26	16	CARNE	1:39.512	1:40.393	0.881
27	4	KINNEAR	28.047	32	SEARLE	54.126	16	CARNE	17.752	27	4	KINNEAR	1:40.107	1:40.107	0.000
28	99	PLUNKETT	28.173	19	MORLING	54.139	19	MORLING	17.808	28	19	MORLING	1:40.238	1:40.564	0.326
29	2	CHAPMAN	28.238	4	KINNEAR	54.183	4	KINNEAR	17.877	29	44	DAVISON	1:40.426	1:40.426	0.000
30	19	MORLING	28.291	5	HARRIS	54.720	60	STANCER	17.926	30	47	FRY	1:41.030	1:41.423	0.393
31	60	STANCER	28.341	47	FRY	54.843	44	DAVISON	17.994	31	5	HARRIS	1:41.311	1:41.998	0.687
32	44	DAVISON	28.448	26	AL-JALILI	55.010	5	HARRIS	18.128	32	99	PLUNKETT	1:41.573	1:42.317	0.744
33	5	HARRIS	28.463	99	PLUNKETT	55.108	2	CHAPMAN	18.247	33	60	STANCER	1:41.643	1:42.169	0.526
34	47	FRY	28.473	2	CHAPMAN	55.298	99	PLUNKETT	18.292	34	2	CHAPMAN	1:41.783	1:42.208	0.425
35	26	AL-JALILI	28.753	60	STANCER	55.376	26	AL-JALILI	18.373	35	26	AL-JALILI	1:42.136	1:42.576	0.440
36	29	DARLING	29.358	29	DARLING	55.378	29	DARLING	18.497	36	29	DARLING	1:43.233	1:44.060	0.827

2024 Caterham Academy Championship

QUALIFYING - RACE 14 - STATISTICS

Competitors Started 36
Planned Start 2024-10-20 @ 09:05:00.000
Actual Start 2024-10-20 @ 09:00:03.062
Finish Time 2024-10-20 @ 09:15:03.993
Track Length 1.9790mi.
Total Laps 315
Total Distance Covered 623.4061mi.

Session Fastest Lap History

NO	CL	NAME	LAP TIME	TIME OF DAY	LAP	VEHICLE
33	Green	Brian THORNTON	1:38.592	09:02:01.831	1	Caterham Academy
56	Green	Dean BURDEN	1:38.510	09:02:03.713	1	Caterham Academy
33	Green	Brian THORNTON	1:35.697	09:03:37.528	2	Caterham Academy
15	White	Nick SAMPSON	1:35.422	09:03:42.351	2	Caterham Academy
21	Green	Alex COOMBES	1:34.567	09:04:21.832	2	Caterham Academy
21	Green	Alex COOMBES	1:34.532	09:12:25.673	7	Caterham Academy
51	Green	Harrison CAVERS	1:34.351	09:13:20.379	7	Caterham Academy

Flag History

TYPE	TIME OF DAY
GREEN	09:00:03.062
FINISH	09:15:03.993

Flag Statistics

TYPE	COUNT	TOTAL LAPS	TOTAL TIME
Green	1	10	16:54.550
Red	0	0	0.000
Safety Car	0	0	0.000
FCY	0	0	0.000

2024 Caterham Academy Championship

QUALIFYING - RACE 14 - STATISTICS

CLASS : Green

16 Starters

Fastest Lap History

NO	NAME	LAP TIME	TIME OF DAY	LAP	VEHICLE
33	Brian THORNTON	1:38.592	09:02:01.831	1	Caterham Academy
56	Dean BURDEN	1:38.510	09:02:03.713	1	Caterham Academy
33	Brian THORNTON	1:35.697	09:03:37.528	2	Caterham Academy
21	Alex COOMBES	1:34.567	09:04:21.832	2	Caterham Academy
21	Alex COOMBES	1:34.532	09:12:25.673	7	Caterham Academy
51	Harrison CAVERS	1:34.351	09:13:20.379	7	Caterham Academy

2024 Caterham Academy Championship

QUALIFYING - RACE 14 - STATISTICS


CLASS : White

20 Starters

Fastest Lap History

NO	NAME	LAP TIME	TIME OF DAY	LAP	VEHICLE
15	Nick SAMPSON	1:39.735	09:02:06.930	1	Caterham Academy
15	Nick SAMPSON	1:35.422	09:03:42.351	2	Caterham Academy
18	Paul OGGELSBY	1:34.608	09:04:22.661	2	Caterham Academy
18	Paul OGGELSBY	1:34.505	09:15:58.546	9	Caterham Academy

2024 Caterham Academy Championship RACE 14 - GRID (20 minutes)

ROW 18	35	26 1:42.576 Zena AL-JALILI	36	29 1:44.060 Scott DARLING
ROW 17	33	2 1:42.208 Charles CHAPMAN	34	99 1:42.317 Oliver PLUNKETT
ROW 16	31	5 1:41.998 Stephen HARRIS	32	60 1:42.169 Mark STANCER
ROW 15	29	19 1:40.564 Chris MORLING	30	47 1:41.423 Gary FRY
ROW 14	27	16 1:40.393 Benoit CARNE	28	44 1:40.426 Andrew DAVISON
ROW 13	25	32 1:39.964 Ivan SEARLE	26	4 1:40.107 Alistair KINNEAR
ROW 12	23	20 1:38.524 Steve LORRIMAN	24	92 1:39.373 Greg VAN DER GAAST
ROW 11	21	58 1:38.000 James PLATT	22	69 1:38.084 Eduardo PONTES
ROW 10	19	38 1:37.352 Jimmy WAI	20	22 1:37.439 William COOPE
ROW 9	17	23 1:36.905 David HALL	18	24 1:37.177 Oliver WHITE
ROW 8	15	96 1:36.767 Charles HARRIS	16	12 1:36.844 Alastair MORTON
ROW 7	13	86 1:36.434 Craig EVANS	14	25 1:36.503 Louis DARLING
ROW 6	11	88 1:35.974 Luciano CARUSO	12	14 1:36.298 William HARRIS
ROW 5	9	46 1:35.826 James HALL	10	77 1:35.869 Charlie NEARN
ROW 4	7	42 1:34.997 Scott HELME	8	7 1:35.709 Sam PARKER
ROW 3	5	33 1:34.869 Brian THORNTON	6	56 1:34.965 Dean BURDEN
ROW 2	3	21 1:34.532 Alex COOMBES	4	15 1:34.763 Nick SAMPSON
ROW 1	1	51 1:34.351 Harrison CAVERS	2	18 1:34.505 Paul OGGELSBY
Pole				
				

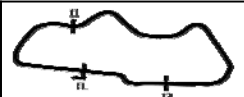
These results are provisional until the conclusion of any judicial and technical matters.

Donington Park National: 1.9790 miles

Clerk Of Course: Darren Holmes

Stewards:

Timekeeper: Gethin Rees



Results can be found at www.tsl-timing.com

Printed - 09:22 Sunday, 20 October 2024



2024 Caterham Academy Championship

RACE 14 - CLASSIFICATION - AMENDED

Race Distance: 13 Laps / 25.72 miles

POS	NO	CL	PIC	NAME	ENTRY	LAPS	TIME	GAP	DIFF	MPH	BEST	ON	GRD	↑↓
1	18	White	1	Paul OGGELSBY	Caterham Academy	13	20:49.061			74.04	1:34.128	7	2	1
2	56	Green	1	Dean BURDEN	Caterham Academy	13	20:55.417	6.356	6.356	73.66	1:34.563	7	6	4
3	21	Green	2	Alex COOMBES	Caterham Academy	13	20:55.868	6.807	0.451	73.64	1:35.148	2	3	0
4	46	Green	3	James HALL	Caterham Academy	13	20:56.066	7.005	0.198	73.62	1:34.823	3	9	5
5	42	White	2	Scott HELME	Caterham Academy	13	20:57.396	8.335	1.330	73.55	1:34.915	6	7	2
6	14	White	3	William HARRIS	Caterham Academy	13	21:01.741	12.680	4.345	73.29	1:35.193	8	12	6
7	33	Green	4	Brian THORNTON	Caterham Academy	13	21:03.487	14.426	1.746	73.19	1:34.617	6	5	-2
8	7	Green	5	Sam PARKER	Caterham Academy	13	21:11.557	22.496	8.070	72.73	1:35.635	11	8	0
9	23	White	4	David HALL	Caterham Academy	13	21:11.744	22.683	0.187	72.72	1:35.694	2	17	8
10	24	Green	6	Oliver WHITE	Caterham Academy	13	21:22.077	33.016	10.333	72.13	1:36.768	7	18	8
11	12	White	5	Alastair MORTON	Caterham Academy	13	21:24.859	35.798	2.782	71.97	1:36.603	6	16	5
12	25	Green	7	Louis DARLING	Caterham Academy	13	21:25.274	36.213	0.415	71.95	1:36.127	2	14	2
13	22	White	6	William COOPE	Caterham Academy	13	21:28.363	39.302	3.089	71.78	1:37.455	2	20	7
14	96	White	7	Charles HARRIS	Caterham Academy	13	21:36.555	47.494	8.192	71.33	1:36.246	7	15	1
15	69	White	8	Eduardo PONTES	Caterham Academy	13	21:37.495	48.434	0.940	71.27	1:37.856	11	22	7
16	86	White	9	Craig EVANS	Caterham Academy	13	21:37.783	48.722	0.288	71.26	1:37.974	4	13	-3
17	51	Green	8	Harrison CAVERS	Caterham Academy	13	21:43.307	54.246	5.524	70.96	1:34.807	2	1	-16
18	20	Green	9	Steve LORRIMAN	Caterham Academy	13	21:48.919	59.858	5.612	70.65	1:37.784	9	23	5
19	77	Green	10	Charlie NEARN	Caterham Academy	13	22:01.237	1:12.176	12.318	69.99	1:35.274	3	10	-9
20	44	Green	11	Andrew DAVISON	Caterham Academy	13	22:03.944	1:14.883	2.707	69.85	1:39.882	9	28	8
21	32	White	10	Ivan SEARLE	Caterham Academy	13	22:11.048	1:21.987	7.104	69.48	1:38.191	9	25	4
22	38*	Green	12	Jimmy WAI	Caterham Academy	13	21:54.691			70.34	1:35.938	2	19	-3
23	19	Green	13	Chris MORLING	Caterham Academy	13	22:21.086	1:32.025		68.96	1:39.634	13	29	6
24	47	White	11	Gary FRY	Caterham Academy	13	22:23.620	1:34.559	2.534	68.83	1:41.013	2	30	6
25	5	White	12	Stephen HARRIS	Caterham Academy	13	22:24.557	1:35.496	0.937	68.78	1:40.471	10	31	6
26	99	White	13	Oliver PLUNKETT	Caterham Academy	13	22:25.605	1:36.544	1.048	68.73	1:40.104	10	34	8
27	4	Green	14	Alistair KINNEAR	Caterham Academy	13	22:25.809	1:36.748	0.204	68.71	1:39.506	10	26	-1
28	26	White	14	Zena AL-JALILI	Caterham Academy	13	22:26.693	1:37.632	0.884	68.67	1:39.968	9	35	7
29	16	White	15	Benoit CARNE	Caterham Academy	12	20:49.337	1 Lap	1 Lap	68.32	1:40.005	10	27	-2
30	2	White	16	Charles CHAPMAN	Caterham Academy	12	20:52.587	1 Lap	3.250	68.14	1:40.684	10	33	3
31	60	Green	15	Mark STANCER	Caterham Academy	12	21:03.021	1 Lap	10.434	67.58	1:41.528	10	32	1
32	92	White	17	Greg VAN DER GAAST	Caterham Academy	12	21:27.630	1 Lap	24.609	66.29	1:40.707	7	24	-8
33	29	Green	16	Scott DARLING	Caterham Academy	12	21:37.084	1 Lap	9.454	65.80	1:41.140	6	36	3

NOT CLASSIFIED

DNF	15	White		Nick SAMPSON	Caterham Academy	12	20:25.346	1 Lap		69.66	1:34.907	3	4	
DNF	88	White		Luciano CARUSO	Caterham Academy	0							11	
DQ	58*	White		James PLATT	Caterham Academy								21	

FASTEST LAP

18	White			Paul OGGELSBY	Caterham Academy	7	1:34.128			75.69 mph			121.81 kph	
56	Green			Dean BURDEN	Caterham Academy	7	1:34.563			75.34 mph			121.25 kph	

Comments:

*Car 38 - 3 place penalty for C2.3 gaining unfair advantage

*Car 58 - disqualified from race results for Q12.21.4 causing a collision

Weather / Track : Cloudy / Wet

These results are provisional until the conclusion of any judicial and technical matters.

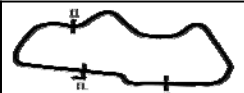
Date: 20/10/2024 Start: 14:14 Finish: 14:35

Donington Park National: 1.9790 miles

Clerk Of Course: Darren Holmes

Stewards:

Timekeeper: Gethin Rees



Results can be found at www.tsl-timing.com

Printed - 16:49 Sunday, 20 October 2024



2024 Caterham Academy Championship

RACE 14 - LAP CHART

LAP 1 @ 14:16:00.275			LAP 2 @ 14:17:35.082			LAP 3 @ 14:19:10.554			LAP 4 @ 14:20:46.859			LAP 5 @ 14:22:22.151		
NO	BEHIND	LAP TIME	NO	BEHIND	LAP TIME	NO	BEHIND	LAP TIME	NO	BEHIND	LAP TIME	NO	BEHIND	LAP TIME
51		1:40.184	51		1:34.807	51		1:35.472	51		1:36.305	51		1:35.292
42	1.551	1:41.735	42	2.449	1:35.705	42	3.769	1:36.792	46	2.643	1:34.837	21	3.291	1:35.375
46	2.843	1:43.027	21	3.352	1:35.148	21	3.941	1:36.061	42	2.940	1:35.476	46	3.309	1:35.958
21	3.011	1:43.195	46	4.760	1:36.724	46	4.111	1:34.823	21	3.208	1:35.572	18	4.086	1:35.073
56	3.180	1:43.364	25	5.608	1:36.127	18	5.229	1:34.682	18	4.305	1:35.381	42	4.869	1:37.221
25	4.288	1:44.472	18	6.019	1:34.768	25	6.981	1:36.845	25	7.123	1:36.447	56	8.013	1:34.930
24	5.114	1:45.298	24	7.179	1:36.872	56	9.718	1:35.401	56	8.375	1:34.962	23	12.054	1:37.008
18	6.058	1:46.242	23	7.432	1:35.694	24	10.455	1:38.748	23	10.338	1:36.011	14	14.458	1:36.980
23	6.545	1:46.729	38	8.715	1:35.938	23	10.632	1:38.672	24	11.196	1:37.046	33	14.588	1:35.700
38	7.584	1:47.768	56	9.789	1:41.416	14	12.831	1:36.694	14	12.770	1:36.244	24	14.683	1:38.779
12	8.161	1:48.345	22	11.024	1:37.455	22	14.108	1:38.556	33	14.180	1:35.528	25	15.174	1:43.343
22	8.376	1:48.560	14	11.609	1:36.573	12	14.245	1:37.665	12	14.776	1:36.836	12	16.452	1:36.968
7	9.517	1:49.701	12	12.052	1:38.698	7	14.774	1:37.899	7	16.169	1:37.700	7	16.671	1:35.794
14	9.843	1:50.027	7	12.347	1:37.637	33	14.957	1:37.937	22	16.426	1:38.623	22	19.182	1:38.048
69	10.668	1:50.852	33	12.492	1:36.468	86	18.311	1:38.242	86	19.980	1:37.974	86	24.084	1:39.396
33	10.831	1:51.015	86	15.541	1:39.317	69	19.637	1:38.974	69	21.628	1:38.296	69	25.111	1:38.775
86	11.031	1:51.215	69	16.135	1:40.274	20	23.680	1:40.415	20	26.460	1:39.085	20	30.963	1:39.795
47	11.912	1:52.096	47	18.118	1:41.013	47	23.866	1:41.220	47	29.196	1:41.635	47	35.582	1:41.678
4	12.203	1:52.387	20	18.737	1:40.873	44	27.883	1:41.101	44	32.028	1:40.450	58	36.150	1:39.384
20	12.671	1:52.855	44	22.254	1:42.295	58	28.557	1:39.901	58	32.058	1:39.806	96	36.469	1:37.178
44	14.766	1:54.950	58	24.128	1:40.770	32	31.425	1:40.555	32	34.422	1:39.302	44	37.983	1:41.247
99	17.757	1:57.941	32	26.342	1:41.462	96	32.792	1:39.449	96	34.583	1:38.096	32	38.889	1:39.759
58	18.165	1:58.349	99	26.617	1:43.667	99	34.713	1:43.568	16	39.955	1:40.937	16	45.155	1:40.492
16	19.206	1:59.390	16	27.755	1:43.356	16	35.323	1:43.040	99	41.189	1:42.781	99	48.141	1:42.244
32	19.687	1:59.871	5	28.578	1:43.231	5	37.181	1:44.075	5	42.032	1:41.156	5	48.555	1:41.815
5	20.154	2:00.338	96	28.815	1:39.751	19	37.361	1:41.828	19	43.164	1:42.108	19	49.594	1:41.722
2	21.474	2:01.658	2	30.759	1:44.092	2	39.254	1:43.967	2	45.574	1:42.625	15	50.471	1:36.762
29	22.293	2:02.477	19	31.005	1:42.837	29	40.192	1:43.208	29	46.364	1:42.477	38	50.668	1:38.856
26	22.799	2:02.983	29	32.456	1:44.970	26	40.952	1:42.958	26	47.083	1:42.436	2	53.091	1:42.809
19	22.975	2:03.159	26	33.466	1:45.474	60	43.839	1:44.111	38	47.104	1:37.974	77	53.893	1:37.760
60	23.736	2:03.920	60	35.200	1:46.271	4	44.068	1:43.197	4	48.738	1:40.975	29	54.677	1:43.605
96	23.871	2:04.055	4	36.343	1:58.947	38	45.435	2:12.192	15	49.001	1:35.751	26	55.338	1:43.547
15	48.833	2:29.017	15	50.120	1:36.094	15	49.555	1:34.907	60	51.022	1:43.488	4	55.609	1:42.163
77	49.838	2:30.022	77	51.322	1:36.291	77	51.124	1:35.274	77	51.425	1:36.606	60	58.550	1:42.820
92	55.461	2:35.645	92	1:08.501	1:47.847	92	1:14.842	1:41.813	92	1:19.317	1:40.780	92	1:25.429	1:41.404

2024 Caterham Academy Championship

RACE 14 - LAP CHART

LAP 6 @ 14:23:58.308			LAP 7 @ 14:25:34.188			LAP 8 @ 14:27:09.343			LAP 9 @ 14:28:44.446			LAP 10 @ 14:30:20.284		
NO	BEHIND	LAP TIME	NO	BEHIND	LAP TIME	NO	BEHIND	LAP TIME	NO	BEHIND	LAP TIME	NO	BEHIND	LAP TIME
51		1:36.157	51		1:35.880	18		1:34.221	18		1:35.103	18		1:35.838
18	2.686	1:34.757	18	0.934	1:34.128	92	1 Lap	1:40.707	46	4.564	1:36.114	46	4.302	1:35.576
46	3.426	1:36.274	46	3.122	1:35.576	51	1.137	1:36.292	51	4.615	1:38.581	51	4.510	1:35.733
42	3.627	1:34.915	42	3.267	1:35.520	46	3.553	1:35.586	21	5.137	1:35.613	21	5.594	1:36.295
21	3.776	1:36.642	21	3.473	1:35.577	21	4.627	1:36.309	42	5.667	1:36.130	56	6.414	1:35.548
56	7.684	1:35.828	56	6.367	1:34.563	42	4.640	1:36.528	56	6.704	1:35.541	42	7.451	1:37.622
33	13.048	1:34.617	33	12.744	1:35.576	56	6.266	1:35.054	92	1 Lap	1:42.155	33	12.438	1:35.163
23	13.681	1:37.784	14	13.175	1:35.341	33	13.012	1:35.423	33	13.113	1:35.204	14	13.293	1:35.655
14	13.714	1:35.413	23	13.851	1:36.050	14	13.213	1:35.193	14	13.476	1:35.366	23	18.688	1:37.413
25	16.010	1:36.993	25	16.297	1:36.167	23	15.715	1:37.019	23	17.113	1:36.501	7	20.532	1:36.828
7	16.260	1:35.746	7	16.755	1:36.375	25	18.025	1:36.883	7	19.542	1:36.049	92	1 Lap	1:52.605
12	16.898	1:36.603	24	18.195	1:36.768	7	18.596	1:36.996	24	22.990	1:37.631	24	25.527	1:38.375
24	17.307	1:38.781	12	23.571	1:42.553	24	20.462	1:37.422	25	24.749	1:41.827	25	26.243	1:37.332
22	21.320	1:38.295	22	24.870	1:39.430	12	25.955	1:37.539	12	27.997	1:37.145	29	1 Lap	2:16.452
69	27.408	1:38.454	69	29.408	1:37.880	22	27.410	1:37.695	22	30.119	1:37.812	12	29.940	1:37.781
86	28.023	1:40.096	86	30.961	1:38.818	69	32.965	1:38.712	69	36.104	1:38.242	22	32.778	1:38.497
20	34.273	1:39.467	20	37.586	1:39.193	86	33.846	1:38.040	86	37.180	1:38.437	86	39.991	1:38.649
96	39.079	1:38.767	96	39.445	1:36.246	96	41.209	1:36.919	96	42.781	1:36.675	69	40.234	1:39.968
58	40.919	1:40.926	58	41.785	1:36.746	20	42.403	1:39.972	20	45.084	1:37.784	96	44.303	1:37.360
47	41.834	1:42.409	32	46.166	1:39.483	58	44.014	1:37.384	58	46.784	1:37.873	20	47.196	1:37.950
32	42.563	1:39.831	44	48.382	1:41.551	32	49.958	1:38.947	32	53.046	1:38.191	58	48.088	1:37.142
44	42.711	1:40.885	47	48.413	1:42.459	15	52.422	1:35.585	15	53.375	1:36.056	15	54.287	1:36.750
16	49.978	1:40.980	15	51.992	1:35.715	44	53.978	1:40.751	44	58.757	1:39.882	32	57.525	1:40.317
15	52.157	1:37.843	16	54.784	1:40.686	47	56.249	1:42.991	77	1:00.447	1:37.456	77	1:01.205	1:36.596
99	53.222	1:41.238	38	54.974	1:37.404	77	58.094	1:37.527	38	1:00.757	1:36.520	38	1:01.394	1:36.475
38	53.450	1:38.939	77	55.722	1:36.444	38	59.340	1:39.521	47	1:03.559	1:42.413	44	1:03.187	1:40.268
5	54.614	1:42.216	19	59.434	1:40.422	19	1:04.461	1:40.182	19	1:09.647	1:40.289	47	1:14.433	1:46.712
19	54.892	1:41.455	99	1:00.277	1:42.935	99	1:06.880	1:41.758	5	1:12.984	1:41.013	19	1:14.857	1:41.048
77	55.158	1:37.422	5	1:00.562	1:41.828	5	1:07.074	1:41.667	99	1:14.446	1:42.669	5	1:17.617	1:40.471
2	59.012	1:42.078	4	1:04.899	1:40.927	4	1:10.469	1:40.725	4	1:15.379	1:40.013	99	1:18.712	1:40.104
29	59.660	1:41.140	26	1:07.153	1:42.350	26	1:12.829	1:40.831	26	1:17.694	1:39.968	4	1:19.047	1:39.506
4	59.852	1:40.400	2	1:11.197	1:48.065	16	1:17.394	1:57.765	16	1:23.704	1:41.413	26	1:21.914	1:40.058
26	1:00.683	1:41.502	60	1:13.691	1:43.985	2	1:18.078	1:42.036	2	1:24.392	1:41.417	16	1:27.871	1:40.005
60	1:05.586	1:43.193	29	1:16.174	1:52.394	60	1:21.555	1:43.019	60	1:29.121	1:42.669	2	1:29.238	1:40.684
92	1:30.530	1:41.258				29	1:23.790	1:42.771				60	1:34.811	1:41.528

2024 Caterham Academy Championship

RACE 14 - LAP CHART

LAP 11 @ 14:31:56.283			LAP 12 @ 14:33:33.293			LAP 13 @ 14:35:09.152		
NO	BEHIND	LAP TIME	NO	BEHIND	LAP TIME	NO	BEHIND	LAP TIME
18		1:35.999	18		1:37.010	18		1:35.859
21	5.554	1:35.959	60	1 Lap	1:42.677	16	1 Lap	1:40.212
51	5.914	1:37.403	21	5.597	1:37.053	2	1 Lap	1:41.858
46	6.053	1:37.750	56	5.884	1:36.714	56	6.356	1:36.331
56	6.180	1:35.765	46	6.563	1:37.520	21	6.807	1:37.069
42	6.429	1:34.977	51	6.886	1:37.982	46	7.005	1:36.301
33	11.651	1:35.212	42	7.221	1:37.802	42	8.335	1:36.973
14	12.640	1:35.346	14	11.724	1:36.094	14	12.680	1:36.815
23	19.208	1:36.519	33	15.258	1:40.617	60	1 Lap	1:45.340
7	20.168	1:35.635	23	19.271	1:37.073	33	14.426	1:35.027
24	28.125	1:38.597	7	19.653	1:36.495	7	22.496	1:38.702
92	1 Lap	1:41.001	24	29.803	1:38.688	23	22.683	1:39.271
12	31.798	1:37.857	12	33.048	1:38.260	24	33.016	1:39.072
25	34.540	1:44.296	92	1 Lap	1:41.615	12	35.798	1:38.609
22	35.817	1:39.038	25	34.843	1:37.313	25	36.213	1:37.229
29	1 Lap	1:42.852	22	37.366	1:38.559	92	1 Lap	1:40.800
69	42.091	1:37.856	29	1 Lap	1:42.026	22	39.302	1:37.795
86	42.740	1:38.748	69	43.649	1:38.568	96	47.494	1:39.157
96	44.578	1:36.274	86	43.925	1:38.195	29	1 Lap	1:42.712
20	50.540	1:39.343	96	44.196	1:36.628	69	48.434	1:40.644
32	1:02.047	1:40.521	20	54.308	1:40.778	86	48.722	1:40.656
38	1:02.252	1:36.857	38	1:03.546	1:38.304	51	54.246	2:23.219
77	1:04.672	1:39.466	32	1:05.021	1:39.984	20	59.858	1:41.409
44	1:07.384	1:40.196	77	1:06.525	1:38.863	38	1:05.630	1:37.943
15	1:12.389	1:54.101	44	1:10.843	1:40.469	77	1:12.176	1:41.510
19	1:22.848	1:43.990	58	1 Lap	3:36.417	44	1:14.883	1:39.899
47	1:23.120	1:44.686	15	1:12.144	1:36.765	32	1:21.987	1:52.825
5	1:23.807	1:42.189	19	1:28.250	1:42.412	19	1:32.025	1:39.634
99	1:25.460	1:42.747	47	1:28.469	1:42.359	47	1:34.559	1:41.949
4	1:25.674	1:42.626	5	1:28.737	1:41.940	5	1:35.496	1:42.618
26	1:26.738	1:40.823	99	1:29.546	1:41.096	99	1:36.544	1:42.857
16	1:32.933	1:41.061	4	1:29.918	1:41.254	4	1:36.748	1:42.689
2	1:34.537	1:41.298	26	1:30.705	1:40.977	26	1:37.632	1:42.786
						58	1 Lap	2:30.301 P

2024 Caterham Academy Championship

RACE 14 - POSITION CHART WITH INTERMEDIATES

No	Name	Lap																																		
		Pos	L0 - Int1-M	L0 - Int2-M	L1 - Finish	L1 - Int1-M	L1 - Int2-M	L2 - Finish	L2 - Int1-M	L2 - Int2-M	L3 - Finish	L3 - Int1-M	L3 - Int2-M	L4 - Finish	L4 - Int1-M	L4 - Int2-M	L5 - Finish	L5 - Int1-M	L5 - Int2-M	L6 - Finish	L6 - Int1-M	L6 - Int2-M	L7 - Finish	L7 - Int1-M	L7 - Int2-M	L8 - Finish	L8 - Int1-M	L8 - Int2-M	L9 - Finish	L9 - Int1-M	L9 - Int2-M	L10 - Finish	L10 - Int1-M	L10 - Int2-M		
51	CAVERS	1	51	51	51	51	51	51	51	51	51	51	51	51	51	51	51	51	51	51	51	51	51	51	51	51	51	51	51	51	51	51	51	51	51	51
18	OGGELSBY	2	21	46	42	42	42	42	42	42	42	42	42	46	46	46	21	21	18	18	18	18	18	18	18	51	51	51	46	46	46	46	46	51	51	51
21	COOMBES	3	46	42	46	21	21	21	21	21	21	46	46	42	42	21	46	18	21	46	42	42	46	46	46	46	46	46	51	51	51	51	51	51	46	46
15	SAMPSON	4	42	56	21	46	46	46	46	46	21	21	21	21	42	18	46	46	42	46	46	42	42	42	42	42	21	42	21	21	21	21	21	21	21	21
33	THORNTON	5	33	21	56	25	25	25	18	18	18	18	18	18	18	18	42	42	42	21	21	21	21	21	21	21	42	21	42	42	42	42	56	56	56	
56	BURDEN	6	77	25	25	18	18	18	25	25	25	25	25	25	25	56	56	56	56	56	56	56	56	56	56	56	56	56	56	56	56	42	42	42		
42	HELME	7	88	24	24	24	24	24	56	56	56	56	56	56	23	23	23	23	33	33	33	33	33	33	33	33	33	33	33	33	33	33	33	33	33	
7	PARKER	8	56	86	18	23	23	23	23	24	24	23	23	23	23	14	14	33	33	23	14	14	14	14	14	14	14	14	14	14	14	14	14	14	14	
46	HALL	9	25	18	23	38	38	38	38	23	23	24	24	24	24	33	14	14	14	23	23	23	23	23	23	23	23	23	23	23	23	23	23	23	23	
77	NEARN	10	24	23	38	22	56	56	56	14	14	14	14	14	14	33	24	24	25	25	25	25	25	25	25	25	25	25	7	7	7	7	7	7	7	
88	CARUSO	11	86	12	12	12	22	22	22	22	22	22	33	33	33	33	25	25	25	7	7	7	7	7	7	7	7	7	24	24	24	24	24	24	24	
14	HARRIS	12	12	38	22	56	7	14	14	12	12	12	12	12	12	12	7	24	12	12	12	24	24	24	24	24	24	25	25	25	25	25	25	25	12	
86	EVANS	13	23	22	7	7	12	12	12	7	7	22	7	7	7	7	7	12	12	24	24	24	12	12	12	12	12	12	12	12	12	12	12	12	25	
25	DARLING	14	38	7	14	14	14	7	7	33	33	7	22	22	22	22	22	22	22	22	22	22	22	22	22	22	22	22	22	22	22	22	22	22	22	
96	HARRIS	15	96	69	69	33	33	33	33	86	86	86	86	86	86	86	86	86	86	69	69	69	69	69	69	69	69	69	69	69	69	69	86	86	69	
12	MORTON	16	18	14	33	69	69	86	86	69	69	69	69	69	69	69	69	69	69	86	86	86	86	86	86	86	86	86	86	86	86	69	69	86	86	
23	HALL	17	69	33	86	86	86	69	69	47	20	20	20	20	20	20	20	20	20	20	20	20	20	20	20	20	96	96	96	96	96	96	96	96	96	
24	WHITE	18	22	47	47	47	47	47	47	20	47	47	47	47	47	47	47	58	58	96	96	96	96	96	96	20	20	20	20	20	20	20	20	20	20	
38	WAI	19	7	4	4	4	20	20	20	44	44	44	44	44	58	58	58	96	96	58	58	58	58	58	58	58	58	58	58	58	58	58	58	15	32	
22	COOPE	20	47	20	20	20	44	44	44	58	58	58	58	58	44	96	96	47	47	47	32	32	32	32	32	32	32	32	32	32	15	15	15	32	38	
58	PLATT	21	14	19	44	44	58	58	58	32	32	32	32	32	96	44	44	44	44	32	47	47	44	44	15	15	15	15	15	32	32	32	38	77		
69	PONTES	22	4	44	99	58	99	32	32	96	96	96	96	96	32	32	32	32	32	44	44	44	47	47	44	44	44	44	44	44	77	77	77	44		
20	LORRIMAN	23	20	58	58	99	32	99	99	99	99	99	16	16	16	16	16	16	16	16	15	15	15	15	47	47	47	77	77	77	38	38	44	15		
92	VAN DER GAAST	24	44	15	16	32	16	16	16	16	16	16	99	99	99	99	99	99	15	15	15	16	16	38	38	77	77	38	38	44	44	47	19	19		
32	SEARLE	25	19	32	32	16	5	5	96	5	5	5	5	5	5	5	5	5	99	99	38	38	38	77	77	38	38	47	47	47	47	47	19	47		
4	KINNEAR	26	58	92	5	5	96	96	5	19	19	19	19	19	19	19	19	15	38	38	99	77	77	16	19	19	19	19	19	19	19	19	5	5		
16	CARNE	27	92	99	2	2	2	2	19	2	2	2	2	2	2	38	15	19	5	5	77	19	19	19	99	99	5	5	5	5	5	5	99	99		
44	DAVISON	28	32	16	29	19	19	19	2	29	29	29	29	29	38	15	38	38	19	19	19	99	99	99	5	5	99	99	99	99	99	99	4	4		
19	MORLING	29	99	5	26	96	29	29	29	26	26	26	26	26	29	2	2	77	77	77	5	5	5	5	4	4	4	4	4	4	4	26	26			
47	FRY	30	16	2	19	29	26	26	26	60	60	4	38	38	26	29	77	2	2	2	2	4	4	4	26	26	26	26	26	26	26	26	16	16		
5	HARRIS	31	5	29	60	26	60	60	60	4	4	38	4	4	15	26	29	29	29	29	4	26	26	26	16	16	16	16	16	16	16	2	2			
60	STANCER	32	29	26	96	60	4	4	4	38	38	60	15	15	4	77	26	4	4	4	29	2	2	2	2	2	2	2	2	2	2	2	60	60		
2	CHAPMAN	33	2	60	15	15	15	15	15	15	15	15	60	60	77	4	4	26	26	26	26	60	60	60	60	60	60	60	60	60	60	58	92			
99	PLUNKETT	34	15	96	77	77	77	77	77	77	77	77	77	77	60	60	60	60	60	60	60	29	29	29	29	29	29	92	92	92	92	92	92	29		
26	AL-JALILI	35	26	77	92	92	92	92	92	92	92	92	92	92	92	92	92	92	92	92	92	92	92	92	92	92	92	29	29	29	29	29	29	58		
29	DARLING	36	60																																	

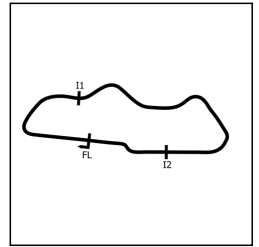
2024 Caterham Academy Championship

RACE 14 - POSITION CHART WITH INTERMEDIATES

No	Name	Lap Pos	L11 - Finish	L11 - Int-M	L11 - Int-M	L11 - Int-M	L12 - Finish	L12 - Int-M	L12 - Int-M	L13 - Finish
51	CAVERS	1	18	18	18	18	18	18	18	18
18	OGGELSBY	2	21	21	21	21	21	56	56	
21	COOMBES	3	51	56	56	56	56	21	21	
15	SAMPSON	4	46	51	46	46	51	46	46	
33	THORNTON	5	56	46	51	51	46	42	42	
56	BURDEN	6	42	42	42	42	42	14	14	
42	HELME	7	33	33	14	14	14	33	33	
7	PARKER	8	14	14	33	33	33	7	7	
46	HALL	9	23	23	23	23	23	23	23	
77	NEARN	10	7	7	7	7	7	24	24	
88	CARUSO	11	24	24	24	24	24	12	12	
14	HARRIS	12	12	12	12	12	12	25	25	
86	EVANS	13	25	25	25	25	25	22	22	
25	DARLING	14	22	22	22	22	22	96	96	
96	HARRIS	15	69	69	69	69	96	69	69	
12	MORTON	16	86	86	86	86	69	86	86	
23	HALL	17	96	96	96	96	86	51	51	
24	WHITE	18	20	20	20	20	20	20	20	
38	WAI	19	32	38	38	38	38	38	38	
22	COOPE	20	38	32	32	32	32	77	77	
58	PLATT	21	77	77	77	77	77	44	44	
69	PONTES	22	44	44	44	44	44	15	32	
20	LORRIMAN	23	15	15	15	15	15	32	19	
92	VAN DER GAAST	24	19	19	19	19	19	19	47	
32	SEARLE	25	47	47	47	47	47	47	5	
4	KINNEAR	26	5	5	5	5	5	5	99	
16	CARNE	27	99	99	99	99	99	99	4	
44	DAVISON	28	4	4	4	4	4	4	26	
19	MORLING	29	26	26	26	26	26	26		
47	FRY	30	16	16	16	16				
5	HARRIS	31	2	2	2	2				
60	STANCER	32	60	60	60	60				
2	CHAPMAN	33	92	92	92	92				
99	PLUNKETT	34	29	29	29	29				
26	AL-JALILI	35	58	58	58					
29	DARLING	36								

2024 Caterham Academy Championship

RACE 14 - SECTOR ANALYSIS



SECTOR 1 = FL to I1, SECTOR 2 = I1 to I2, SECTOR 3 = I2 to FL, DIFF = Difference To Personal Best Lap, P = Crossed Finish Line in Pit Lane, D = Time Disallowed

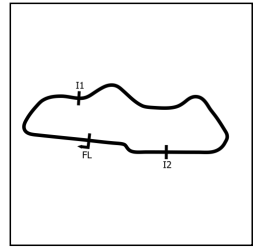
P1		18 White Paul OGGELSBY		Caterham Academy			
IDEAL LAP TIME : 1:33.942		BEST LAP TIME : 1:34.128		DIFFERENCE : 0.186			
LAP	SECTOR 1	SECTOR 2	SECTOR 3	LAP TIME	MPH	DIFF	TIME OF DAY
1 -		53.333	17.330	1:46.242	67.05	12.114	14:16:06.333
2 -	26.489	51.232	17.047	1:34.768	75.17	0.640	14:17:41.101
3 -	26.533	51.014	17.135	1:34.682 (3)	75.24	0.554	14:19:15.783
4 -	26.520	51.821	17.040	1:35.381	74.69	1.253	14:20:51.164
5 -	26.789	51.305	16.979	1:35.073	74.93	0.945	14:22:26.237
6 -	26.479	51.148	17.130	1:34.757	75.18	0.629	14:24:00.994
7 -	26.519	50.890	16.719	1:34.128 (1)	75.69		14:25:35.122
8 -	26.473	50.750	16.998	1:34.221 (2)	75.61	0.093	14:27:09.343
9 -	26.731	51.336	17.036	1:35.103	74.91	0.975	14:28:44.446
10 -	27.081	51.705	17.052	1:35.838	74.34	1.710	14:30:20.284
11 -	26.920	51.878	17.201	1:35.999	74.21	1.871	14:31:56.283
12 -	27.621	52.296	17.093	1:37.010	73.44	2.882	14:33:33.293
13 -	26.987	51.504	17.368	1:35.859	74.32	1.731	14:35:09.152

P2		56 Green Dean BURDEN		Caterham Academy			
IDEAL LAP TIME : 1:34.303		BEST LAP TIME : 1:34.563		DIFFERENCE : 0.260			
LAP	SECTOR 1	SECTOR 2	SECTOR 3	LAP TIME	MPH	DIFF	TIME OF DAY
1 -		51.600	18.271	1:43.364	68.92	8.801	14:16:03.455
2 -	32.887	51.233	17.296	1:41.416	70.25	6.853	14:17:44.871
3 -	26.392	52.064	16.945	1:35.401	74.68	0.838	14:19:20.272
4 -	26.690	51.394	16.878	1:34.962 (3)	75.02	0.399	14:20:55.234
5 -	26.697	51.202	17.031	1:34.930 (2)	75.05	0.367	14:22:30.164
6 -	26.925	51.889	17.014	1:35.828	74.34	1.265	14:24:05.992
7 -	26.434	51.284	16.845	1:34.563 (1)	75.34		14:25:40.555
8 -	26.859	51.375	16.820	1:35.054	74.95	0.491	14:27:15.609
9 -	26.549	51.390	17.602	1:35.541	74.57	0.978	14:28:51.150
10 -	26.749	51.091	17.708	1:35.548	74.56	0.985	14:30:26.698
11 -	26.749	51.528	17.488	1:35.765	74.39	1.202	14:32:02.463
12 -	27.953	51.717	17.044	1:36.714	73.66	2.151	14:33:39.177
13 -	27.228	52.052	17.051	1:36.331	73.96	1.768	14:35:15.508

P3		21 Green Alex COOMBES		Caterham Academy			
IDEAL LAP TIME : 1:33.908		BEST LAP TIME : 1:35.148		DIFFERENCE : 1.240			
LAP	SECTOR 1	SECTOR 2	SECTOR 3	LAP TIME	MPH	DIFF	TIME OF DAY
1 -		53.991	17.447	1:43.195	69.04	8.047	14:16:03.286
2 -	27.006	51.136	17.006	1:35.148 (1)	74.87		14:17:38.434
3 -	26.591	51.940	17.530	1:36.061	74.16	0.913	14:19:14.495
4 -	27.316	51.330	16.926	1:35.572 (3)	74.54	0.424	14:20:50.067
5 -	27.463	50.912	17.000	1:35.375 (2)	74.70	0.227	14:22:25.442
6 -	26.751	51.735	18.156	1:36.642	73.72	1.494	14:24:02.084
7 -	27.170	50.820	17.587	1:35.577	74.54	0.429	14:25:37.661
8 -	27.324	51.695	17.290	1:36.309	73.97	1.161	14:27:13.970
9 -	27.032	51.859	16.722	1:35.613	74.51	0.465	14:28:49.583
10 -	26.661	51.870	17.764	1:36.295	73.98	1.147	14:30:25.878
11 -	26.366	52.052	17.541	1:35.959	74.24	0.811	14:32:01.837
12 -	28.175	51.490	17.388	1:37.053	73.40	1.905	14:33:38.890
13 -	27.233	52.945	16.891	1:37.069	73.39	1.921	14:35:15.959

2024 Caterham Academy Championship

RACE 14 - SECTOR ANALYSIS



SECTOR 1 = FL to I1, SECTOR 2 = I1 to I2, SECTOR 3 = I2 to FL, DIFF = Difference To Personal Best Lap, P = Crossed Finish Line in Pit Lane, D = Time Disallowed

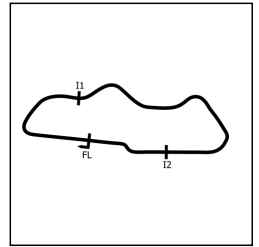
P4 46 Green James HALL		Caterham Academy					
IDEAL LAP TIME : 1:34.048		BEST LAP TIME : 1:34.823		DIFFERENCE : 0.775			
LAP	SECTOR 1	SECTOR 2	SECTOR 3	LAP TIME	MPH	DIFF	TIME OF DAY
1 -		52.468	18.236	1:43.027	69.15	8.204	14:16:03.118
2 -	27.622	51.766	17.336	1:36.724	73.65	1.901	14:17:39.842
3 -	26.478	50.808	17.537	1:34.823 (1)	75.13		14:19:14.665
4 -	26.879	51.196	16.762	1:34.837 (2)	75.12	0.014	14:20:49.502
5 -	27.118	51.622	17.218	1:35.958	74.24	1.135	14:22:25.460
6 -	27.345	51.534	17.395	1:36.274	74.00	1.451	14:24:01.734
7 -	27.088	50.972	17.516	1:35.576 (3)	74.54	0.753	14:25:37.310
8 -	27.217	51.568	16.801	1:35.586	74.53	0.763	14:27:12.896
9 -	26.681	51.986	17.447	1:36.114	74.12	1.291	14:28:49.010
10 -	26.868	51.466	17.242	1:35.576 (3)	74.54	0.753	14:30:24.586
11 -	27.047	52.647	18.056	1:37.750	72.88	2.927	14:32:02.336
12 -	28.298	51.912	17.310	1:37.520	73.05	2.697	14:33:39.856
13 -	27.724	51.811	16.766	1:36.301	73.98	1.478	14:35:16.157

P5 42 White Scott HELME		Caterham Academy					
IDEAL LAP TIME : 1:34.301		BEST LAP TIME : 1:34.915		DIFFERENCE : 0.614			
LAP	SECTOR 1	SECTOR 2	SECTOR 3	LAP TIME	MPH	DIFF	TIME OF DAY
1 -		52.242	16.841	1:41.735	70.03	6.820	14:16:01.826
2 -	26.762	51.498	17.445	1:35.705	74.44	0.790	14:17:37.531
3 -	26.995	52.318	17.479	1:36.792	73.60	1.877	14:19:14.323
4 -	26.886	51.478	17.112	1:35.476 (3)	74.62	0.561	14:20:49.799
5 -	27.413	51.485	18.323	1:37.221	73.28	2.306	14:22:27.020
6 -	26.767	51.058	17.090	1:34.915 (1)	75.06		14:24:01.935
7 -	26.640	50.907	17.973	1:35.520	74.58	0.605	14:25:37.455
8 -	27.257	51.850	17.421	1:36.528	73.80	1.613	14:27:13.983
9 -	26.775	52.125	17.230	1:36.130	74.11	1.215	14:28:50.113
10 -	26.553	51.656	19.413	1:37.622	72.98	2.707	14:30:27.735
11 -	26.823	50.909	17.245	1:34.977 (2)	75.01	0.062	14:32:02.712
12 -	28.345	52.212	17.245	1:37.802	72.84	2.887	14:33:40.514
13 -	27.385	52.276	17.312	1:36.973	73.47	2.058	14:35:17.487

P6 14 White William HARRIS		Caterham Academy					
IDEAL LAP TIME : 1:34.821		BEST LAP TIME : 1:35.193		DIFFERENCE : 0.372			
LAP	SECTOR 1	SECTOR 2	SECTOR 3	LAP TIME	MPH	DIFF	TIME OF DAY
1 -		54.400	17.784	1:50.027	64.75	14.834	14:16:10.118
2 -	27.198	52.082	17.293	1:36.573	73.77	1.380	14:17:46.691
3 -	27.018	52.436	17.240	1:36.694	73.68	1.501	14:19:23.385
4 -	26.985	51.842	17.417	1:36.244	74.02	1.051	14:20:59.629
5 -	27.066	52.038	17.876	1:36.980	73.46	1.787	14:22:36.609
6 -	27.065	51.053	17.295	1:35.413	74.67	0.220	14:24:12.022
7 -	26.709	51.354	17.278	1:35.341 (2)	74.72	0.148	14:25:47.363
8 -	26.619	51.350	17.224	1:35.193 (1)	74.84		14:27:22.556
9 -	26.820	51.190	17.356	1:35.366	74.70	0.173	14:28:57.922
10 -	26.866	51.439	17.350	1:35.655	74.48	0.462	14:30:33.577
11 -	26.633	51.564	17.149	1:35.346 (3)	74.72	0.153	14:32:08.923
12 -	27.113	51.643	17.338	1:36.094	74.14	0.901	14:33:45.017
13 -	26.910	52.440	17.465	1:36.815	73.59	1.622	14:35:21.832

2024 Caterham Academy Championship

RACE 14 - SECTOR ANALYSIS



SECTOR 1 = FL to I1, SECTOR 2 = I1 to I2, SECTOR 3 = I2 to FL, DIFF = Difference To Personal Best Lap, P = Crossed Finish Line in Pit Lane, D = Time Disallowed

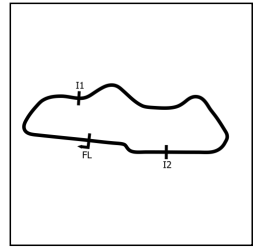
P7		33 Green		Brian THORNTON		Caterham Academy	
IDEAL LAP TIME : 1:34.417		BEST LAP TIME : 1:34.617		DIFFERENCE : 0.200			
LAP	SECTOR 1	SECTOR 2	SECTOR 3	LAP TIME	MPH	DIFF	TIME OF DAY
1 -		59.545	18.573	1:51.015	64.17	16.398	14:16:11.106
2 -	26.764	51.837	17.867	1:36.468	73.85	1.851	14:17:47.574
3 -	27.636	52.568	17.733	1:37.937	72.74	3.320	14:19:25.511
4 -	26.116	51.724	17.688	1:35.528	74.58	0.911	14:21:01.039
5 -	26.577	51.613	17.510	1:35.700	74.44	1.083	14:22:36.739
6 -	26.305	51.206	17.106	1:34.617 (1)	75.29		14:24:11.356
7 -	26.579	51.693	17.304	1:35.576	74.54	0.959	14:25:46.932
8 -	26.348	51.641	17.434	1:35.423	74.66	0.806	14:27:22.355
9 -	26.425	51.360	17.419	1:35.204	74.83	0.587	14:28:57.559
10 -	26.537	51.531	17.095	1:35.163 (3)	74.86	0.546	14:30:32.722
11 -	26.507	51.403	17.302	1:35.212	74.82	0.595	14:32:07.934
12 -	26.802	56.560	17.255	1:40.617	70.80	6.000	14:33:48.551
13 -	26.549	51.206	17.272	1:35.027 (2)	74.97	0.410	14:35:23.578

P8		7 Green		Sam PARKER		Caterham Academy	
IDEAL LAP TIME : 1:34.591		BEST LAP TIME : 1:35.635		DIFFERENCE : 1.044			
LAP	SECTOR 1	SECTOR 2	SECTOR 3	LAP TIME	MPH	DIFF	TIME OF DAY
1 -		54.472	17.802	1:49.701	64.94	14.066	14:16:09.792
2 -	27.195	52.347	18.095	1:37.637	72.97	2.002	14:17:47.429
3 -	27.192	53.053	17.654	1:37.899	72.77	2.264	14:19:25.328
4 -	27.266	53.219	17.215	1:37.700	72.92	2.065	14:21:03.028
5 -	27.300	51.463	17.031	1:35.794 (3)	74.37	0.159	14:22:38.822
6 -	26.517	51.669	17.560	1:35.746 (2)	74.41	0.111	14:24:14.568
7 -	27.157	51.969	17.249	1:36.375	73.92	0.740	14:25:50.943
8 -	27.451	52.193	17.352	1:36.996	73.45	1.361	14:27:27.939
9 -	27.079	51.686	17.284	1:36.049	74.17	0.414	14:29:03.988
10 -	27.026	52.335	17.467	1:36.828	73.58	1.193	14:30:40.816
11 -	27.229	51.043	17.363	1:35.635 (1)	74.49		14:32:16.451
12 -	27.136	51.976	17.383	1:36.495	73.83	0.860	14:33:52.946
13 -	27.840	53.229	17.633	1:38.702	72.18	3.067	14:35:31.648

P9		23 White		David HALL		Caterham Academy	
IDEAL LAP TIME : 1:35.102		BEST LAP TIME : 1:35.694		DIFFERENCE : 0.592			
LAP	SECTOR 1	SECTOR 2	SECTOR 3	LAP TIME	MPH	DIFF	TIME OF DAY
1 -		54.848	17.166	1:46.729	66.75	11.035	14:16:06.820
2 -	26.851	52.060	16.783	1:35.694 (1)	74.45		14:17:42.514
3 -	27.777	53.715	17.180	1:38.672	72.20	2.978	14:19:21.186
4 -	26.740	51.853	17.418	1:36.011 (2)	74.20	0.317	14:20:57.197
5 -	27.283	52.429	17.296	1:37.008	73.44	1.314	14:22:34.205
6 -	27.208	52.764	17.812	1:37.784	72.86	2.090	14:24:11.989
7 -	27.102	51.579	17.369	1:36.050 (3)	74.17	0.356	14:25:48.039
8 -	27.378	52.021	17.620	1:37.019	73.43	1.325	14:27:25.058
9 -	27.016	51.945	17.540	1:36.501	73.82	0.807	14:29:01.559
10 -	27.207	52.718	17.488	1:37.413	73.13	1.719	14:30:38.972
11 -	27.029	52.398	17.092	1:36.519	73.81	0.825	14:32:15.491
12 -	27.270	52.561	17.242	1:37.073	73.39	1.379	14:33:52.564
13 -	27.757	53.769	17.745	1:39.271	71.76	3.577	14:35:31.835

2024 Caterham Academy Championship

RACE 14 - SECTOR ANALYSIS



SECTOR 1 = FL to I1, SECTOR 2 = I1 to I2, SECTOR 3 = I2 to FL, DIFF = Difference To Personal Best Lap, P = Crossed Finish Line in Pit Lane, D = Time Disallowed

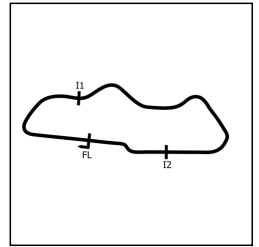
P10 24 Green Oliver WHITE			Caterham Academy				
IDEAL LAP TIME : 1:36.227		BEST LAP TIME : 1:36.768		DIFFERENCE : 0.541			
LAP	SECTOR 1	SECTOR 2	SECTOR 3	LAP TIME	MPH	DIFF	TIME OF DAY
1 -		54.170	17.043	1:45.298	67.66	8.530	14:16:05.389
2 -	27.628	52.129	17.115	1:36.872 (2)	73.54	0.104	14:17:42.261
3 -	27.724	53.459	17.565	1:38.748	72.14	1.980	14:19:21.009
4 -	27.466	52.337	17.243	1:37.046 (3)	73.41	0.278	14:20:58.055
5 -	27.361	53.415	18.003	1:38.779	72.12	2.011	14:22:36.834
6 -	27.558	53.611	17.612	1:38.781	72.12	2.013	14:24:15.615
7 -	27.127	52.057	17.584	1:36.768 (1)	73.62		14:25:52.383
8 -	27.330	52.812	17.280	1:37.422	73.13	0.654	14:27:29.805
9 -	27.180	52.868	17.583	1:37.631	72.97	0.863	14:29:07.436
10 -	27.676	53.278	17.421	1:38.375	72.42	1.607	14:30:45.811
11 -	27.688	53.538	17.371	1:38.597	72.26	1.829	14:32:24.408
12 -	27.805	53.607	17.276	1:38.688	72.19	1.920	14:34:03.096
13 -	27.413	54.108	17.551	1:39.072	71.91	2.304	14:35:42.168

P11 12 White Alastair MORTON			Caterham Academy				
IDEAL LAP TIME : 1:36.047		BEST LAP TIME : 1:36.603		DIFFERENCE : 0.556			
LAP	SECTOR 1	SECTOR 2	SECTOR 3	LAP TIME	MPH	DIFF	TIME OF DAY
1 -		55.490	18.200	1:48.345	65.75	11.742	14:16:08.436
2 -	27.662	53.264	17.772	1:38.698	72.18	2.095	14:17:47.134
3 -	27.229	53.265	17.171	1:37.665	72.94	1.062	14:19:24.799
4 -	27.035	52.557	17.244	1:36.836 (2)	73.57	0.233	14:21:01.635
5 -	26.834	52.972	17.162	1:36.968 (3)	73.47	0.365	14:22:38.603
6 -	27.369	52.051	17.183	1:36.603 (1)	73.75		14:24:15.206
7 -	26.912	52.463	23.178	1:42.553	69.47	5.950	14:25:57.759
8 -	27.296	52.869	17.374	1:37.539	73.04	0.936	14:27:35.298
9 -	27.322	52.613	17.210	1:37.145	73.34	0.542	14:29:12.443
10 -	27.359	53.036	17.386	1:37.781	72.86	1.178	14:30:50.224
11 -	27.405	53.078	17.374	1:37.857	72.80	1.254	14:32:28.081
12 -	27.517	52.878	17.865	1:38.260	72.50	1.657	14:34:06.341
13 -	27.845	53.158	17.606	1:38.609	72.25	2.006	14:35:44.950

P12 25 Green Louis DARLING			Caterham Academy				
IDEAL LAP TIME : 1:35.372		BEST LAP TIME : 1:36.127		DIFFERENCE : 0.755			
LAP	SECTOR 1	SECTOR 2	SECTOR 3	LAP TIME	MPH	DIFF	TIME OF DAY
1 -		53.898	17.014	1:44.472	68.19	8.345	14:16:04.563
2 -	27.207	51.640	17.280	1:36.127 (1)	74.11		14:17:40.690
3 -	27.329	52.196	17.320	1:36.845	73.56	0.718	14:19:17.535
4 -	26.972	52.352	17.123	1:36.447 (3)	73.87	0.320	14:20:53.982
5 -	27.686	58.194	17.463	1:43.343	68.94	7.216	14:22:37.325
6 -	27.266	52.343	17.384	1:36.993	73.45	0.866	14:24:14.318
7 -	26.820	52.240	17.107	1:36.167 (2)	74.08	0.040	14:25:50.485
8 -	27.474	52.411	16.998	1:36.883	73.53	0.756	14:27:27.368
9 -	27.043	57.842	16.942	1:41.827	69.96	5.700	14:29:09.195
10 -	27.330	52.852	17.150	1:37.332	73.19	1.205	14:30:46.527
11 -	27.211	1:00.173	16.912	1:44.296	68.31	8.169	14:32:30.823
12 -	27.261	52.791	17.261	1:37.313	73.21	1.186	14:34:08.136
13 -	26.990	52.934	17.305	1:37.229	73.27	1.102	14:35:45.365

2024 Caterham Academy Championship

RACE 14 - SECTOR ANALYSIS



SECTOR 1 = FL to I1, SECTOR 2 = I1 to I2, SECTOR 3 = I2 to FL, DIFF = Difference To Personal Best Lap, P = Crossed Finish Line in Pit Lane, D = Time Disallowed

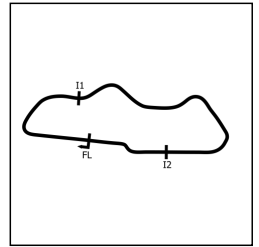
P13 22 White William COOPE		Caterham Academy					
IDEAL LAP TIME : 1:37.342		BEST LAP TIME : 1:37.455		DIFFERENCE : 0.113			
LAP	SECTOR 1	SECTOR 2	SECTOR 3	LAP TIME	MPH	DIFF	TIME OF DAY
1 -		53.739	18.096	1:48.560	65.62	11.105	14:16:08.651
2 -	27.201	52.823	17.431	1:37.455 (1)	73.10		14:17:46.106
3 -	27.425	53.595	17.536	1:38.556	72.29	1.101	14:19:24.662
4 -	27.613	53.598	17.412	1:38.623	72.24	1.168	14:21:03.285
5 -	27.468	53.019	17.561	1:38.048	72.66	0.593	14:22:41.333
6 -	27.678	53.022	17.595	1:38.295	72.48	0.840	14:24:19.628
7 -	28.016	53.866	17.548	1:39.430	71.65	1.975	14:25:59.058
8 -	27.217	53.013	17.465	1:37.695 (2)	72.92	0.240	14:27:36.753
9 -	27.248	53.081	17.483	1:37.812	72.84	0.357	14:29:14.565
10 -	27.628	53.382	17.487	1:38.497	72.33	1.042	14:30:53.062
11 -	27.749	53.615	17.674	1:39.038	71.93	1.583	14:32:32.100
12 -	27.551	53.690	17.318	1:38.559	72.28	1.104	14:34:10.659
13 -	27.385	52.974	17.436	1:37.795 (3)	72.85	0.340	14:35:48.454

P14 96 White Charles HARRIS		Caterham Academy					
IDEAL LAP TIME : 1:35.926		BEST LAP TIME : 1:36.246		DIFFERENCE : 0.320			
LAP	SECTOR 1	SECTOR 2	SECTOR 3	LAP TIME	MPH	DIFF	TIME OF DAY
1 -		1:08.870	19.888	2:04.055	57.43	27.809	14:16:24.146
2 -	28.044	54.323	17.384	1:39.751	71.42	3.505	14:18:03.897
3 -	27.658	54.318	17.473	1:39.449	71.64	3.203	14:19:43.346
4 -	27.043	53.242	17.811	1:38.096	72.62	1.850	14:21:21.442
5 -	27.067	52.650	17.461	1:37.178	73.31	0.932	14:22:58.620
6 -	28.500	52.221	18.046	1:38.767	72.13	2.521	14:24:37.387
7 -	27.128	51.807	17.311	1:36.246 (1)	74.02		14:26:13.633
8 -	26.914	52.483	17.522	1:36.919	73.51	0.673	14:27:50.552
9 -	27.126	52.149	17.400	1:36.675	73.69	0.429	14:29:27.227
10 -	27.240	52.721	17.399	1:37.360	73.17	1.114	14:31:04.587
11 -	26.982	51.974	17.318	1:36.274 (2)	74.00	0.028	14:32:40.861
12 -	26.960	52.453	17.215	1:36.628 (3)	73.73	0.382	14:34:17.489
13 -	26.904	54.250	18.003	1:39.157	71.85	2.911	14:35:56.646

P15 69 White Eduardo PONTES		Caterham Academy					
IDEAL LAP TIME : 1:37.598		BEST LAP TIME : 1:37.856		DIFFERENCE : 0.258			
LAP	SECTOR 1	SECTOR 2	SECTOR 3	LAP TIME	MPH	DIFF	TIME OF DAY
1 -		55.710	18.710	1:50.852	64.27	12.996	14:16:10.943
2 -	28.339	53.434	18.501	1:40.274	71.05	2.418	14:17:51.217
3 -	27.650	53.551	17.773	1:38.974	71.98	1.118	14:19:30.191
4 -	27.682	53.057	17.557	1:38.296	72.48	0.440	14:21:08.487
5 -	27.593	53.518	17.664	1:38.775	72.13	0.919	14:22:47.262
6 -	27.554	52.938	17.962	1:38.454	72.36	0.598	14:24:25.716
7 -	27.493	52.861	17.526	1:37.880 (2)	72.78	0.024	14:26:03.596
8 -	27.356	53.913	17.443	1:38.712	72.17	0.856	14:27:42.308
9 -	27.433	52.898	17.911	1:38.242 (3)	72.52	0.386	14:29:20.550
10 -	27.633	54.712	17.623	1:39.968	71.26	2.112	14:31:00.518
11 -	27.518	52.799	17.539	1:37.856 (1)	72.80		14:32:38.374
12 -	27.583	53.290	17.695	1:38.568	72.28	0.712	14:34:16.942
13 -	27.892	54.747	18.005	1:40.644	70.79	2.788	14:35:57.586

2024 Caterham Academy Championship

RACE 14 - SECTOR ANALYSIS



SECTOR 1 = FL to I1, SECTOR 2 = I1 to I2, SECTOR 3 = I2 to FL, DIFF = Difference To Personal Best Lap, P = Crossed Finish Line in Pit Lane, D = Time Disallowed

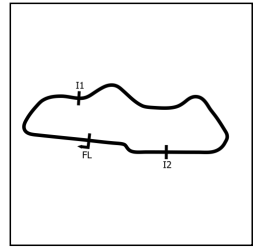
P16 86 White Craig EVANS			Caterham Academy				
IDEAL LAP TIME : 1:37.518		BEST LAP TIME : 1:37.974		DIFFERENCE : 0.456			
LAP	SECTOR 1	SECTOR 2	SECTOR 3	LAP TIME	MPH	DIFF	TIME OF DAY
1 -		54.560	22.420	1:51.215	64.06	13.241	14:16:11.306
2 -	28.360	53.277	17.680	1:39.317	71.73	1.343	14:17:50.623
3 -	27.429	53.450	17.363	1:38.242	72.52	0.268	14:19:28.865
4 -	27.324	53.187	17.463	1:37.974 (1)	72.71		14:21:06.839
5 -	27.606	54.380	17.410	1:39.396	71.67	1.422	14:22:46.235
6 -	27.681	53.675	18.740	1:40.096	71.17	2.122	14:24:26.331
7 -	27.892	53.597	17.329	1:38.818	72.09	0.844	14:26:05.149
8 -	27.733	53.017	17.290	1:38.040 (2)	72.67	0.066	14:27:43.189
9 -	27.363	53.675	17.399	1:38.437	72.37	0.463	14:29:21.626
10 -	27.311	53.541	17.797	1:38.649	72.22	0.675	14:31:00.275
11 -	28.118	53.175	17.455	1:38.748	72.14	0.774	14:32:39.023
12 -	27.761	53.244	17.190	1:38.195 (3)	72.55	0.221	14:34:17.218
13 -	27.992	54.910	17.754	1:40.656	70.78	2.682	14:35:57.874

P17 51 Green Harrison CAVERS			Caterham Academy				
IDEAL LAP TIME : 1:34.647		BEST LAP TIME : 1:34.807		DIFFERENCE : 0.160			
LAP	SECTOR 1	SECTOR 2	SECTOR 3	LAP TIME	MPH	DIFF	TIME OF DAY
1 -		51.728	17.095	1:40.184	71.11	5.377	14:16:00.275
2 -	26.647	51.257	16.903	1:34.807 (1)	75.14		14:17:35.082
3 -	26.667	51.765	17.040	1:35.472 (3)	74.62	0.665	14:19:10.554
4 -	26.967	52.108	17.230	1:36.305	73.97	1.498	14:20:46.859
5 -	26.973	51.576	16.743	1:35.292 (2)	74.76	0.485	14:22:22.151
6 -	26.778	52.183	17.196	1:36.157	74.09	1.350	14:23:58.308
7 -	26.880	51.719	17.281	1:35.880	74.30	1.073	14:25:34.188
8 -	26.924	52.020	17.348	1:36.292	73.98	1.485	14:27:10.480
9 -	27.888	53.243	17.450	1:38.581	72.27	3.774	14:28:49.061
10 -	26.996	51.394	17.343	1:35.733	74.42	0.926	14:30:24.794
11 -	26.676	52.793	17.934	1:37.403	73.14	2.596	14:32:02.197
12 -	28.304	52.695	16.983	1:37.982	72.71	3.175	14:33:40.179
13 -	26.759	1:38.848	17.612	2:23.219	49.74	48.412	14:36:03.398

P18 20 Green Steve LORRIMAN			Caterham Academy				
IDEAL LAP TIME : 1:37.482		BEST LAP TIME : 1:37.784		DIFFERENCE : 0.302			
LAP	SECTOR 1	SECTOR 2	SECTOR 3	LAP TIME	MPH	DIFF	TIME OF DAY
1 -		56.439	18.004	1:52.855	63.13	15.071	14:16:12.946
2 -	29.131	54.148	17.594	1:40.873	70.62	3.089	14:17:53.819
3 -	28.159	54.867	17.389	1:40.415	70.95	2.631	14:19:34.234
4 -	27.577	53.883	17.625	1:39.085 (3)	71.90	1.301	14:21:13.319
5 -	27.900	54.315	17.580	1:39.795	71.39	2.011	14:22:53.114
6 -	28.058	54.109	17.300	1:39.467	71.62	1.683	14:24:32.581
7 -	28.197	53.634	17.362	1:39.193	71.82	1.409	14:26:11.774
8 -	27.496	54.847	17.629	1:39.972	71.26	2.188	14:27:51.746
9 -	27.534	52.985	17.265	1:37.784 (1)	72.86		14:29:29.530
10 -	27.257	52.960	17.733	1:37.950 (2)	72.73	0.166	14:31:07.480
11 -	28.121	53.879	17.343	1:39.343	71.71	1.559	14:32:46.823
12 -	28.042	55.069	17.667	1:40.778	70.69	2.994	14:34:27.601
13 -	28.069	55.768	17.572	1:41.409	70.25	3.625	14:36:09.010

2024 Caterham Academy Championship

RACE 14 - SECTOR ANALYSIS



SECTOR 1 = FL to I1, SECTOR 2 = I1 to I2, SECTOR 3 = I2 to FL, DIFF = Difference To Personal Best Lap, P = Crossed Finish Line in Pit Lane, D = Time Disallowed

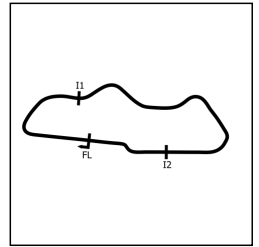
P19 38 Green Jimmy WAI		Caterham Academy					
IDEAL LAP TIME : 1:35.629		BEST LAP TIME : 1:35.938		DIFFERENCE : 0.309			
LAP	SECTOR 1	SECTOR 2	SECTOR 3	LAP TIME	MPH	DIFF	TIME OF DAY
1 -		55.184	17.531	1:47.768	66.11	11.830	14:16:07.859
2 -	26.858	51.736	17.344	1:35.938 (1)	74.26		14:17:43.797
3 -	27.308	1:27.787	17.097	2:12.192	53.89	36.254	14:19:55.989
4 -	27.313	53.276	17.385	1:37.974	72.71	2.036	14:21:33.963
5 -	27.896	53.331	17.629	1:38.856	72.07	2.918	14:23:12.819
6 -	27.049	54.495	17.395	1:38.939	72.01	3.001	14:24:51.758
7 -	26.913	52.362	18.129	1:37.404	73.14	1.466	14:26:29.162
8 -	27.024	51.977	20.520	1:39.521	71.58	3.583	14:28:08.683
9 -	26.861	52.559	17.100	1:36.520 (3)	73.81	0.582	14:29:45.203
10 -	27.071	52.369	17.035	1:36.475 (2)	73.84	0.537	14:31:21.678
11 -	27.165	52.609	17.083	1:36.857	73.55	0.919	14:32:58.535
12 -	27.434	53.525	17.345	1:38.304	72.47	2.366	14:34:36.839
13 -	27.062	53.222	17.659	1:37.943	72.74	2.005	14:36:14.782

P20 77 Green Charlie NEARN		Caterham Academy					
IDEAL LAP TIME : 1:35.274		BEST LAP TIME : 1:35.274		DIFFERENCE : 0.000			
LAP	SECTOR 1	SECTOR 2	SECTOR 3	LAP TIME	MPH	DIFF	TIME OF DAY
1 -		1:30.389	26.500	2:30.022	47.49	54.748	14:16:50.113
2 -	27.038	52.098	17.155	1:36.291 (2)	73.99	1.017	14:18:26.404
3 -	26.701	51.668	16.905	1:35.274 (1)	74.78		14:20:01.678
4 -	26.792	52.140	17.674	1:36.606	73.74	1.332	14:21:38.284
5 -	27.169	53.156	17.435	1:37.760	72.87	2.486	14:23:16.044
6 -	27.201	52.492	17.729	1:37.422	73.13	2.148	14:24:53.466
7 -	27.033	52.387	17.024	1:36.444 (3)	73.87	1.170	14:26:29.910
8 -	26.888	53.225	17.414	1:37.527	73.05	2.253	14:28:07.437
9 -	27.460	52.435	17.561	1:37.456	73.10	2.182	14:29:44.893
10 -	27.102	52.039	17.455	1:36.596	73.75	1.322	14:31:21.489
11 -	27.688	53.777	18.001	1:39.466	71.62	4.192	14:33:00.955
12 -	27.415	54.165	17.283	1:38.863	72.06	3.589	14:34:39.818
13 -	27.048	56.273	18.189	1:41.510	70.18	6.236	14:36:21.328

P21 44 Green Andrew DAVISON		Caterham Academy					
IDEAL LAP TIME : 1:39.087		BEST LAP TIME : 1:39.882		DIFFERENCE : 0.795			
LAP	SECTOR 1	SECTOR 2	SECTOR 3	LAP TIME	MPH	DIFF	TIME OF DAY
1 -		57.530	18.691	1:54.950	61.97	15.068	14:16:15.041
2 -	28.778	55.513	18.004	1:42.295	69.64	2.413	14:17:57.336
3 -	28.245	54.868	17.988	1:41.101	70.47	1.219	14:19:38.437
4 -	28.187	53.663	18.600	1:40.450	70.92	0.568	14:21:18.887
5 -	28.387	55.130	17.730	1:41.247	70.36	1.365	14:23:00.134
6 -	28.366	54.234	18.285	1:40.885	70.62	1.003	14:24:41.019
7 -	28.649	54.690	18.212	1:41.551	70.15	1.669	14:26:22.570
8 -	28.846	53.987	17.918	1:40.751	70.71	0.869	14:28:03.321
9 -	27.922	54.000	17.960	1:39.882 (1)	71.33		14:29:43.203
10 -	27.957	54.732	17.579	1:40.268	71.05	0.386	14:31:23.471
11 -	28.463	53.761	17.972	1:40.196 (3)	71.10	0.314	14:33:03.667
12 -	28.473	54.214	17.782	1:40.469	70.91	0.587	14:34:44.136
13 -	27.845	54.262	17.792	1:39.899 (2)	71.31	0.017	14:36:24.035

2024 Caterham Academy Championship

RACE 14 - SECTOR ANALYSIS



SECTOR 1 = FL to I1, SECTOR 2 = I1 to I2, SECTOR 3 = I2 to FL, DIFF = Difference To Personal Best Lap, P = Crossed Finish Line in Pit Lane, D = Time Disallowed

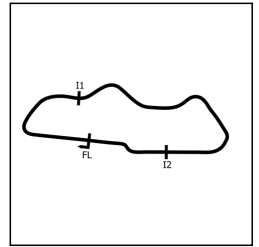
P22 32 White Ivan SEARLE			Caterham Academy				
IDEAL LAP TIME : 1:38.191		BEST LAP TIME : 1:38.191		DIFFERENCE : 0.000			
LAP	SECTOR 1	SECTOR 2	SECTOR 3	LAP TIME	MPH	DIFF	TIME OF DAY
1 -		58.018	22.151	1:59.871	59.43	21.680	14:16:19.962
2 -	28.109	55.571	17.782	1:41.462	70.21	3.271	14:18:01.424
3 -	27.892	54.497	18.166	1:40.555	70.85	2.364	14:19:41.979
4 -	27.778	53.575	17.949	1:39.302 (3)	71.74	1.111	14:21:21.281
5 -	28.176	53.658	17.925	1:39.759	71.41	1.568	14:23:01.040
6 -	27.931	53.973	17.927	1:39.831	71.36	1.640	14:24:40.871
7 -	27.747	53.901	17.835	1:39.483	71.61	1.292	14:26:20.354
8 -	27.722	53.532	17.693	1:38.947 (2)	72.00	0.756	14:27:59.301
9 -	27.562	53.378	17.251	1:38.191 (1)	72.55		14:29:37.492
10 -	27.854	54.637	17.826	1:40.317	71.02	2.126	14:31:17.809
11 -	28.120	54.723	17.678	1:40.521	70.87	2.330	14:32:58.330
12 -	27.816	54.446	17.722	1:39.984	71.25	1.793	14:34:38.314
13 -	27.590	1:07.501	17.734	1:52.825	63.14	14.634	14:36:31.139

P23 19 Green Chris MORLING			Caterham Academy				
IDEAL LAP TIME : 1:38.945		BEST LAP TIME : 1:39.634		DIFFERENCE : 0.689			
LAP	SECTOR 1	SECTOR 2	SECTOR 3	LAP TIME	MPH	DIFF	TIME OF DAY
1 -		57.217	27.061	2:03.159	57.84	23.525	14:16:23.250
2 -	28.745	55.301	18.791	1:42.837	69.28	3.203	14:18:06.087
3 -	28.477	54.977	18.374	1:41.828	69.96	2.194	14:19:47.915
4 -	28.480	55.069	18.559	1:42.108	69.77	2.474	14:21:30.023
5 -	27.916	55.538	18.268	1:41.722	70.04	2.088	14:23:11.745
6 -	27.751	55.742	17.962	1:41.455	70.22	1.821	14:24:53.200
7 -	27.910	54.659	17.853	1:40.422	70.94	0.788	14:26:33.622
8 -	27.561	54.664	17.957	1:40.182 (2)	71.11	0.548	14:28:13.804
9 -	28.022	54.198	18.069	1:40.289 (3)	71.04	0.655	14:29:54.093
10 -	28.062	55.161	17.825	1:41.048	70.50	1.414	14:31:35.141
11 -	29.926	56.358	17.706	1:43.990	68.51	4.356	14:33:19.131
12 -	28.319	55.791	18.302	1:42.412	69.56	2.778	14:35:01.543
13 -	28.008	53.678	17.948	1:39.634 (1)	71.50		14:36:41.177

P24 47 White Gary FRY			Caterham Academy				
IDEAL LAP TIME : 1:40.460		BEST LAP TIME : 1:41.013		DIFFERENCE : 0.553			
LAP	SECTOR 1	SECTOR 2	SECTOR 3	LAP TIME	MPH	DIFF	TIME OF DAY
1 -		56.303	18.136	1:52.096	63.55	11.083	14:16:12.187
2 -	28.842	54.564	17.607	1:41.013 (1)	70.53		14:17:53.200
3 -	28.329	55.123	17.768	1:41.220 (2)	70.38	0.207	14:19:34.420
4 -	28.644	55.185	17.806	1:41.635 (3)	70.10	0.622	14:21:16.055
5 -	28.705	55.374	17.599	1:41.678	70.07	0.665	14:22:57.733
6 -	29.692	54.935	17.782	1:42.409	69.57	1.396	14:24:40.142
7 -	29.233	54.825	18.401	1:42.459	69.53	1.446	14:26:22.601
8 -	29.216	55.821	17.954	1:42.991	69.17	1.978	14:28:05.592
9 -	29.220	55.286	17.907	1:42.413	69.56	1.400	14:29:48.005
10 -	33.809	55.336	17.567	1:46.712	66.76	5.699	14:31:34.717
11 -	29.819	57.116	17.751	1:44.686	68.05	3.673	14:33:19.403
12 -	29.189	55.164	18.006	1:42.359	69.60	1.346	14:35:01.762
13 -	28.995	54.772	18.182	1:41.949	69.88	0.936	14:36:43.711

2024 Caterham Academy Championship

RACE 14 - SECTOR ANALYSIS



SECTOR 1 = FL to I1, SECTOR 2 = I1 to I2, SECTOR 3 = I2 to FL, DIFF = Difference To Personal Best Lap, P = Crossed Finish Line in Pit Lane, D = Time Disallowed

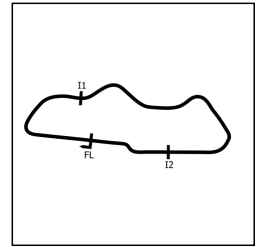
P25		5 White		Stephen HARRIS		Caterham Academy	
IDEAL LAP TIME : 1:40.275		BEST LAP TIME : 1:40.471		DIFFERENCE : 0.196			
LAP	SECTOR 1	SECTOR 2	SECTOR 3	LAP TIME	MPH	DIFF	TIME OF DAY
1 -		59.461	19.792	2:00.338	59.20	19.867	14:16:20.429
2 -	29.645	55.454	18.132	1:43.231	69.01	2.760	14:18:03.660
3 -	28.780	56.792	18.503	1:44.075	68.45	3.604	14:19:47.735
4 -	28.236	54.770	18.150	1:41.156 (3)	70.43	0.685	14:21:28.891
5 -	28.695	55.371	17.749	1:41.815	69.97	1.344	14:23:10.706
6 -	28.430	55.798	17.988	1:42.216	69.70	1.745	14:24:52.922
7 -	28.581	54.895	18.352	1:41.828	69.96	1.357	14:26:34.750
8 -	28.273	55.459	17.935	1:41.667	70.07	1.196	14:28:16.417
9 -	28.402	54.782	17.829	1:41.013 (2)	70.53	0.542	14:29:57.430
10 -	28.382	54.290	17.799	1:40.471 (1)	70.91		14:31:37.901
11 -	28.839	55.062	18.288	1:42.189	69.72	1.718	14:33:20.090
12 -	28.882	54.986	18.072	1:41.940	69.89	1.469	14:35:02.030
13 -	29.065	54.819	18.734	1:42.618	69.42	2.147	14:36:44.648

P26		99 White		Oliver PLUNKETT		Caterham Academy	
IDEAL LAP TIME : 1:40.014		BEST LAP TIME : 1:40.104		DIFFERENCE : 0.090			
LAP	SECTOR 1	SECTOR 2	SECTOR 3	LAP TIME	MPH	DIFF	TIME OF DAY
1 -		59.347	18.545	1:57.941	60.40	17.837	14:16:18.032
2 -	29.323	56.208	18.136	1:43.667	68.72	3.563	14:18:01.699
3 -	29.322	56.137	18.109	1:43.568	68.79	3.464	14:19:45.267
4 -	28.735	55.928	18.118	1:42.781	69.31	2.677	14:21:28.048
5 -	29.056	55.609	17.579	1:42.244	69.68	2.140	14:23:10.292
6 -	28.462	55.028	17.748	1:41.238 (3)	70.37	1.134	14:24:51.530
7 -	28.809	55.873	18.253	1:42.935	69.21	2.831	14:26:34.465
8 -	27.987	55.572	18.199	1:41.758	70.01	1.654	14:28:16.223
9 -	28.951	55.896	17.822	1:42.669	69.39	2.565	14:29:58.892
10 -	28.047	54.448	17.609	1:40.104 (1)	71.17		14:31:38.996
11 -	29.194	55.331	18.222	1:42.747	69.34	2.643	14:33:21.743
12 -	28.071	55.202	17.823	1:41.096 (2)	70.47	0.992	14:35:02.839
13 -	28.392	55.919	18.546	1:42.857	69.26	2.753	14:36:45.696

P27		4 Green		Alistair KINNEAR		Caterham Academy	
IDEAL LAP TIME : 1:38.788		BEST LAP TIME : 1:39.506		DIFFERENCE : 0.718			
LAP	SECTOR 1	SECTOR 2	SECTOR 3	LAP TIME	MPH	DIFF	TIME OF DAY
1 -		56.184	18.122	1:52.387	63.39	12.881	14:16:12.478
2 -	28.895	1:11.905	18.147	1:58.947	59.89	19.441	14:18:11.425
3 -	28.545	56.626	18.026	1:43.197	69.03	3.691	14:19:54.622
4 -	28.081	55.059	17.835	1:40.975	70.55	1.469	14:21:35.597
5 -	28.112	55.126	18.925	1:42.163	69.73	2.657	14:23:17.760
6 -	27.890	54.736	17.774	1:40.400 (3)	70.96	0.894	14:24:58.160
7 -	27.692	55.496	17.739	1:40.927	70.59	1.421	14:26:39.087
8 -	28.304	54.835	17.586	1:40.725	70.73	1.219	14:28:19.812
9 -	27.853	54.001	18.159	1:40.013 (2)	71.23	0.507	14:29:59.825
10 -	28.284	53.510	17.712	1:39.506 (1)	71.60		14:31:39.331
11 -	29.312	55.030	18.284	1:42.626	69.42	3.120	14:33:21.957
12 -	28.373	54.719	18.162	1:41.254	70.36	1.748	14:35:03.211
13 -	28.397	55.947	18.345	1:42.689	69.38	3.183	14:36:45.900

2024 Caterham Academy Championship

RACE 14 - SECTOR ANALYSIS



SECTOR 1 = FL to I1, SECTOR 2 = I1 to I2, SECTOR 3 = I2 to FL, DIFF = Difference To Personal Best Lap, P = Crossed Finish Line in Pit Lane, D = Time Disallowed

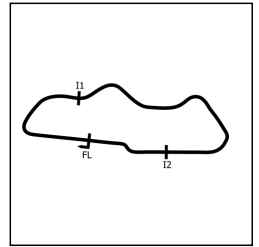
P28		26 White		Zena AL-JALILI		Caterham Academy	
IDEAL LAP TIME : 1:39.631		BEST LAP TIME : 1:39.968		DIFFERENCE : 0.337			
LAP	SECTOR 1	SECTOR 2	SECTOR 3	LAP TIME	MPH	DIFF	TIME OF DAY
1 -		1:00.443	19.986	2:02.983	57.93	23.015	14:16:23.074
2 -	30.461	56.417	18.596	1:45.474	67.54	5.506	14:18:08.548
3 -	28.587	55.616	18.755	1:42.958	69.19	2.990	14:19:51.506
4 -	28.628	55.468	18.340	1:42.436	69.55	2.468	14:21:33.942
5 -	29.092	55.341	19.114	1:43.547	68.80	3.579	14:23:17.489
6 -	28.746	54.791	17.965	1:41.502	70.19	1.534	14:24:58.991
7 -	28.125	56.263	17.962	1:42.350	69.61	2.382	14:26:41.341
8 -	28.072	54.751	18.008	1:40.831	70.65	0.863	14:28:22.172
9 -	28.157	53.799	18.012	1:39.968 (1)	71.26		14:30:02.140
10 -	28.271	53.597	18.190	1:40.058 (2)	71.20	0.090	14:31:42.198
11 -	28.609	53.939	18.275	1:40.823 (3)	70.66	0.855	14:33:23.021
12 -	28.215	54.525	18.237	1:40.977	70.55	1.009	14:35:03.998
13 -	28.288	55.605	18.893	1:42.786	69.31	2.818	14:36:46.784

P29		16 White		Benoit CARNE		Caterham Academy	
IDEAL LAP TIME : 1:39.787		BEST LAP TIME : 1:40.005		DIFFERENCE : 0.218			
LAP	SECTOR 1	SECTOR 2	SECTOR 3	LAP TIME	MPH	DIFF	TIME OF DAY
1 -		58.912	19.925	1:59.390	59.67	19.385	14:16:19.481
2 -	29.736	55.479	18.141	1:43.356	68.93	3.351	14:18:02.837
3 -	28.397	56.156	18.487	1:43.040	69.14	3.035	14:19:45.877
4 -	28.373	54.467	18.097	1:40.937	70.58	0.932	14:21:26.814
5 -	28.048	54.447	17.997	1:40.492 (3)	70.89	0.487	14:23:07.306
6 -	28.300	54.572	18.108	1:40.980	70.55	0.975	14:24:48.286
7 -	27.923	54.629	18.134	1:40.686	70.76	0.681	14:26:28.972
8 -	29.008	1:10.709	18.048	1:57.765	60.49	17.760	14:28:26.737
9 -	28.526	54.640	18.247	1:41.413	70.25	1.408	14:30:08.150
10 -	27.994	54.217	17.794	1:40.005 (1)	71.24		14:31:48.155
11 -	28.887	54.425	17.749	1:41.061	70.49	1.056	14:33:29.216
12 -	28.331	54.115	17.766	1:40.212 (2)	71.09	0.207	14:35:09.428

P30		2 White		Charles CHAPMAN		Caterham Academy	
IDEAL LAP TIME : 1:40.294		BEST LAP TIME : 1:40.684		DIFFERENCE : 0.390			
LAP	SECTOR 1	SECTOR 2	SECTOR 3	LAP TIME	MPH	DIFF	TIME OF DAY
1 -		1:00.234	19.774	2:01.658	58.56	20.974	14:16:21.749
2 -	29.306	56.036	18.750	1:44.092	68.44	3.408	14:18:05.841
3 -	28.971	56.440	18.556	1:43.967	68.52	3.283	14:19:49.808
4 -	28.467	55.760	18.398	1:42.625	69.42	1.941	14:21:32.433
5 -	28.524	56.168	18.117	1:42.809	69.29	2.125	14:23:15.242
6 -	29.011	55.018	18.049	1:42.078	69.79	1.394	14:24:57.320
7 -	28.155	1:01.533	18.377	1:48.065	65.92	7.381	14:26:45.385
8 -	28.004	55.675	18.357	1:42.036	69.82	1.352	14:28:27.421
9 -	28.523	54.943	17.951	1:41.417 (3)	70.25	0.733	14:30:08.838
10 -	28.072	54.458	18.154	1:40.684 (1)	70.76		14:31:49.522
11 -	28.806	54.652	17.840	1:41.298 (2)	70.33	0.614	14:33:30.820
12 -	27.996	55.741	18.121	1:41.858	69.94	1.174	14:35:12.678

2024 Caterham Academy Championship

RACE 14 - SECTOR ANALYSIS



SECTOR 1 = FL to I1, SECTOR 2 = I1 to I2, SECTOR 3 = I2 to FL, DIFF = Difference To Personal Best Lap, P = Crossed Finish Line in Pit Lane, D = Time Disallowed

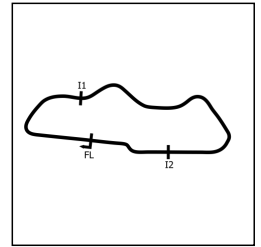
P31 60 Green Mark STANCER			Caterham Academy				
IDEAL LAP TIME : 1:40.910		BEST LAP TIME : 1:41.528		DIFFERENCE : 0.618			
LAP	SECTOR 1	SECTOR 2	SECTOR 3	LAP TIME	MPH	DIFF	TIME OF DAY
1 -		1:00.821	20.179	2:03.920	57.49	22.392	14:16:24.011
2 -	30.841	56.842	18.588	1:46.271	67.04	4.743	14:18:10.282
3 -	29.230	56.607	18.274	1:44.111	68.43	2.583	14:19:54.393
4 -	29.406	55.985	18.097	1:43.488	68.84	1.960	14:21:37.881
5 -	28.827	56.175	17.818	1:42.820	69.29	1.292	14:23:20.701
6 -	29.273	55.775	18.145	1:43.193	69.04	1.665	14:25:03.894
7 -	28.301	57.358	18.326	1:43.985	68.51	2.457	14:26:47.879
8 -	28.661	55.902	18.456	1:43.019	69.15	1.491	14:28:30.898
9 -	28.697	55.829	18.143	1:42.669 (2)	69.39	1.141	14:30:13.567
10 -	28.748	54.935	17.845	1:41.528 (1)	70.17		14:31:55.095
11 -	28.157	55.809	18.711	1:42.677 (3)	69.38	1.149	14:33:37.772
12 -	30.317	56.326	18.697	1:45.340	67.63	3.812	14:35:23.112

P32 92 White Greg VAN DER GAAST			Caterham Academy				
IDEAL LAP TIME : 1:39.339		BEST LAP TIME : 1:40.707		DIFFERENCE : 1.368			
LAP	SECTOR 1	SECTOR 2	SECTOR 3	LAP TIME	MPH	DIFF	TIME OF DAY
1 -		58.458	57.754	2:35.645	45.77	54.938	14:16:55.736
2 -	28.648	1:00.862	18.337	1:47.847	66.06	7.140	14:18:43.583
3 -	28.327	55.114	18.372	1:41.813	69.97	1.106	14:20:25.396
4 -	27.812	54.989	17.979	1:40.780 (2)	70.69	0.073	14:22:06.176
5 -	27.965	54.979	18.460	1:41.404	70.25	0.697	14:23:47.580
6 -	28.963	54.845	17.450	1:41.258	70.36	0.551	14:25:28.838
7 -	27.959	54.610	18.138	1:40.707 (1)	70.74		14:27:09.545
8 -	29.438	54.325	18.392	1:42.155	69.74	1.448	14:28:51.700
9 -	27.676	54.213	30.716	1:52.605	63.27	11.898	14:30:44.305
10 -	28.277	54.895	17.829	1:41.001	70.54	0.294	14:32:25.306
11 -	28.194	54.774	18.647	1:41.615	70.11	0.908	14:34:06.921
12 -	28.357	54.885	17.558	1:40.800 (3)	70.68	0.093	14:35:47.721

P33 29 Green Scott DARLING			Caterham Academy				
IDEAL LAP TIME : 1:41.140		BEST LAP TIME : 1:41.140		DIFFERENCE : 0.000			
LAP	SECTOR 1	SECTOR 2	SECTOR 3	LAP TIME	MPH	DIFF	TIME OF DAY
1 -		1:00.740	20.113	2:02.477	58.17	21.337	14:16:22.568
2 -	30.452	56.189	18.329	1:44.970	67.87	3.830	14:18:07.538
3 -	29.076	55.610	18.522	1:43.208	69.03	2.068	14:19:50.746
4 -	28.779	55.314	18.384	1:42.477 (3)	69.52	1.337	14:21:33.223
5 -	29.349	55.394	18.862	1:43.605	68.76	2.465	14:23:16.828
6 -	28.265	54.998	17.877	1:41.140 (1)	70.44		14:24:57.968
7 -	28.386	1:05.910	18.098	1:52.394	63.38	11.254	14:26:50.362
8 -	28.822	55.893	18.056	1:42.771	69.32	1.631	14:28:33.133
9 -	28.885	1:29.550	18.017	2:16.452	52.21	35.312	14:30:49.585
10 -	28.859	55.886	18.107	1:42.852	69.27	1.712	14:32:32.437
11 -	28.431	55.648	17.947	1:42.026 (2)	69.83	0.886	14:34:14.463
12 -	28.704	55.452	18.556	1:42.712	69.36	1.572	14:35:57.175

2024 Caterham Academy Championship

RACE 14 - SECTOR ANALYSIS



SECTOR 1 = FL to I1, SECTOR 2 = I1 to I2, SECTOR 3 = I2 to FL, DIFF = Difference To Personal Best Lap, P = Crossed Finish Line in Pit Lane, D = Time Disallowed

P34 15 White Nick SAMPSON			Caterham Academy				
IDEAL LAP TIME : 1:34.833		BEST LAP TIME : 1:34.907		DIFFERENCE : 0.074			
LAP	SECTOR 1	SECTOR 2	SECTOR 3	LAP TIME	MPH	DIFF	TIME OF DAY
1 -		55.827	51.334	2:29.017	47.81	54.110	14:16:49.108
2 -	27.055	51.876	17.163	1:36.094	74.14	1.187	14:18:25.202
3 -	26.711	51.004	17.192	1:34.907 (1)	75.06		14:20:00.109
4 -	26.863	51.728	17.160	1:35.751	74.40	0.844	14:21:35.860
5 -	27.348	52.026	17.388	1:36.762	73.63	1.855	14:23:12.622
6 -	26.821	53.904	17.118	1:37.843	72.81	2.936	14:24:50.465
7 -	26.925	51.508	17.282	1:35.715 (3)	74.43	0.808	14:26:26.180
8 -	26.977	51.454	17.154	1:35.585 (2)	74.53	0.678	14:28:01.765
9 -	26.883	51.814	17.359	1:36.056	74.17	1.149	14:29:37.821
10 -	27.016	52.435	17.299	1:36.750	73.63	1.843	14:31:14.571
11 -	27.237	1:09.475	17.389	1:54.101	62.44	19.194	14:33:08.672
12 -	27.338	52.126	17.301	1:36.765	73.62	1.858	14:34:45.437

P35 58 White James PLATT			Caterham Academy				
IDEAL LAP TIME : 1:36.218		BEST LAP TIME : 1:36.746		DIFFERENCE : 0.528			
LAP	SECTOR 1	SECTOR 2	SECTOR 3	LAP TIME	MPH	DIFF	TIME OF DAY
1 -		58.162	20.923	1:58.349	60.19	21.603	14:16:18.440
2 -	28.730	54.320	17.720	1:40.770	70.70	4.024	14:17:59.210
3 -	27.817	54.112	17.972	1:39.901	71.31	3.155	14:19:39.111
4 -	27.881	53.696	18.229	1:39.806	71.38	3.060	14:21:18.917
5 -	28.019	53.796	17.569	1:39.384	71.68	2.638	14:22:58.301
6 -	28.036	52.807	20.083	1:40.926	70.59	4.180	14:24:39.227
7 -	27.143	52.288	17.315	1:36.746 (1)	73.64		14:26:15.973
8 -	27.525	52.407	17.452	1:37.384 (3)	73.16	0.638	14:27:53.357
9 -	27.262	52.938	17.673	1:37.873	72.79	1.127	14:29:31.230
10 -	26.758	52.145	18.239	1:37.142 (2)	73.34	0.396	14:31:08.372
11 -	1:30.183	1:47.588	18.646	3:36.417	32.92	1:59.671	14:34:44.789
12 -	28.866	53.399	IN PIT	2:30.301 P	47.40	53.555	14:37:15.090

2024 Caterham Academy Championship

RACE 14 - BEST SECTORS

SECTOR 1			SECTOR 2			SECTOR 3			IDEAL / BEST COMPARISON						
POS	NO	NAME	TIME	NO	NAME	TIME	NO	NAME	TIME	POS	NO	NAME	IDEAL	BEST	DIFF
													PERFECT LAP	1:33.585	
1	33	THORNTON	26.116	18	OGGELSBY	50.750	18	OGGELSBY	16.719	1	21	COOMBES	1:33.908	1:35.148	1.240
2	21	COOMBES	26.366	46	HALL	50.808	21	COOMBES	16.722	2	18	OGGELSBY	1:33.942	1:34.128	0.186
3	56	BURDEN	26.392	21	COOMBES	50.820	51	CAVERS	16.743	3	46	HALL	1:34.048	1:34.823	0.775
4	18	OGGELSBY	26.473	42	HELME	50.907	46	HALL	16.762	4	42	HELME	1:34.301	1:34.915	0.614
5	46	HALL	26.478	15	SAMPSON	51.004	23	HALL	16.783	5	56	BURDEN	1:34.303	1:34.563	0.260
6	7	PARKER	26.517	7	PARKER	51.043	56	BURDEN	16.820	6	33	THORNTON	1:34.417	1:34.617	0.200
7	42	HELME	26.553	14	HARRIS	51.053	42	HELME	16.841	7	7	PARKER	1:34.591	1:35.635	1.044
8	14	HARRIS	26.619	56	BURDEN	51.091	77	NEARN	16.905	8	51	CAVERS	1:34.647	1:34.807	0.160
9	51	CAVERS	26.647	33	THORNTON	51.206	25	DARLING	16.912	9	14	HARRIS	1:34.821	1:35.193	0.372
10	77	NEARN	26.701	51	CAVERS	51.257	7	PARKER	17.031	10	15	SAMPSON	1:34.833	1:34.907	0.074
11	15	SAMPSON	26.711	23	HALL	51.579	38	WAI	17.035	11	23	HALL	1:35.102	1:35.694	0.592
12	23	HALL	26.740	25	DARLING	51.640	24	WHITE	17.043	12	77	NEARN	1:35.274	1:35.274	0.000
13	58	PLATT	26.758	77	NEARN	51.668	33	THORNTON	17.095	13	25	DARLING	1:35.372	1:36.127	0.755
14	25	DARLING	26.820	38	WAI	51.736	15	SAMPSON	17.118	14	38	WAI	1:35.629	1:35.938	0.309
15	12	MORTON	26.834	96	HARRIS	51.807	14	HARRIS	17.149	15	96	HARRIS	1:35.926	1:36.246	0.320
16	38	WAI	26.858	12	MORTON	52.051	12	MORTON	17.162	16	12	MORTON	1:36.047	1:36.603	0.556
17	96	HARRIS	26.904	24	WHITE	52.057	86	EVANS	17.190	17	58	PLATT	1:36.218	1:36.746	0.528
18	24	WHITE	27.127	58	PLATT	52.145	96	HARRIS	17.215	18	24	WHITE	1:36.227	1:36.768	0.541
19	22	COOPE	27.201	69	PONTES	52.799	32	SEARLE	17.251	19	22	COOPE	1:37.342	1:37.455	0.113
20	20	LORRIMAN	27.257	22	COOPE	52.823	20	LORRIMAN	17.265	20	20	LORRIMAN	1:37.482	1:37.784	0.302
21	86	EVANS	27.311	20	LORRIMAN	52.960	58	PLATT	17.315	21	86	EVANS	1:37.518	1:37.974	0.456
22	69	PONTES	27.356	86	EVANS	53.017	22	COOPE	17.318	22	69	PONTES	1:37.598	1:37.856	0.258
23	19	MORLING	27.561	32	SEARLE	53.378	69	PONTES	17.443	23	32	SEARLE	1:38.191	1:38.191	0.000
24	32	SEARLE	27.562	4	KINNEAR	53.510	92	VAN DER GAAST	17.450	24	4	KINNEAR	1:38.788	1:39.506	0.718
25	92	VAN DER GAAST	27.676	26	AL-JALILI	53.597	47	FRY	17.567	25	19	MORLING	1:38.945	1:39.634	0.689
26	4	KINNEAR	27.692	44	DAVISON	53.663	44	DAVISON	17.579	26	44	DAVISON	1:39.087	1:39.882	0.795
27	44	DAVISON	27.845	19	MORLING	53.678	99	PLUNKETT	17.579	27	92	VAN DER GAAST	1:39.339	1:40.707	1.368
28	16	CARNE	27.923	16	CARNE	54.115	4	KINNEAR	17.586	28	26	AL-JALILI	1:39.631	1:39.968	0.337
29	99	PLUNKETT	27.987	92	VAN DER GAAST	54.213	19	MORLING	17.706	29	16	CARNE	1:39.787	1:40.005	0.218
30	2	CHAPMAN	27.996	5	HARRIS	54.290	5	HARRIS	17.749	30	99	PLUNKETT	1:40.014	1:40.104	0.090
31	26	AL-JALILI	28.072	99	PLUNKETT	54.448	16	CARNE	17.749	31	5	HARRIS	1:40.275	1:40.471	0.196
32	60	STANCER	28.157	2	CHAPMAN	54.458	60	STANCER	17.818	32	2	CHAPMAN	1:40.294	1:40.684	0.390
33	5	HARRIS	28.236	47	FRY	54.564	2	CHAPMAN	17.840	33	47	FRY	1:40.460	1:41.013	0.553
34	29	DARLING	28.265	60	STANCER	54.935	29	DARLING	17.877	34	60	STANCER	1:40.910	1:41.528	0.618
35	47	FRY	28.329	29	DARLING	54.998	26	AL-JALILI	17.962	35	29	DARLING	1:41.140	1:41.140	0.000
36															

2024 Caterham Academy Championship

RACE 14 - STATISTICS

Competitors Started 36
Planned Start 2024-10-20 @ 14:20:00.000
Actual Start 2024-10-20 @ 14:14:20.090
Finish Time 2024-10-20 @ 14:35:05.834
Track Length 1.9790mi.
Total Laps 448
Total Distance Covered 886.6221mi.

Session Fastest Lap History

NO	CL	NAME	LAP TIME	TIME OF DAY	LAP	VEHICLE
51	Green	Harrison CAVERS	1:34.807	14:17:35.091	2	Caterham Academy
18	White	Paul OGGELSBY	1:34.768	14:17:41.111	2	Caterham Academy
18	White	Paul OGGELSBY	1:34.682	14:19:15.793	3	Caterham Academy
33	Green	Brian THORNTON	1:34.617	14:24:11.365	6	Caterham Academy
18	White	Paul OGGELSBY	1:34.128	14:25:35.131	7	Caterham Academy

Session Leader History

NO	CL	NAME	FROM LAP	LAPS LED	DISTANCE	VEHICLE
51	Green	Harrison CAVERS	1	7	13.81 miles	Caterham Academy
18	White	Paul OGGELSBY	8	6	11.87 miles	Caterham Academy

Flag History

TYPE	TIME OF DAY
GREEN	14:14:20.090
FINISH	14:35:05.834

Flag Statistics

TYPE	COUNT	TOTAL LAPS	TOTAL TIME
Green	1	13	24:17.714
Red	0	0	0.000
Safety Car	0	0	0.000
FCY	0	0	0.000

2024 Caterham Academy Championship

RACE 14 - STATISTICS

CLASS : Green

16 Starters

Fastest Lap History

NO	NAME	LAP TIME	TIME OF DAY	LAP	VEHICLE
51	Harrison CAVERS	1:34.807	14:17:35.091	2	Caterham Academy
33	Brian THORNTON	1:34.617	14:24:11.365	6	Caterham Academy
56	Dean BURDEN	1:34.563	14:25:40.565	7	Caterham Academy

Leader History

NO	NAME	FROM LAP	LAPS LED	DISTANCE	VEHICLE
51	Harrison CAVERS	1	8	15.79 miles	Caterham Academy
46	James HALL	9	2	3.95 miles	Caterham Academy
21	Alex COOMBES	11	2	3.95 miles	Caterham Academy
56	Dean BURDEN	13	1	1.97 miles	Caterham Academy

2024 Caterham Academy Championship

RACE 14 - STATISTICS

CLASS : White

20 Starters

Fastest Lap History

NO	NAME	LAP TIME	TIME OF DAY	LAP	VEHICLE
42	Scott HELME	1:35.705	14:17:37.540	2	Caterham Academy
18	Paul OGGELSBY	1:34.768	14:17:41.111	2	Caterham Academy
18	Paul OGGELSBY	1:34.682	14:19:15.793	3	Caterham Academy
18	Paul OGGELSBY	1:34.128	14:25:35.131	7	Caterham Academy

Leader History

NO	NAME	FROM LAP	LAPS LED	DISTANCE	VEHICLE
42	Scott HELME	1	4	7.87 miles	Caterham Academy
18	Paul OGGELSBY	5	9	17.81 miles	Caterham Academy