

FanDrive



FANDRIVE CATERHAM SEVEN 270R CHAMPIONSHIP



BARC War of the Wolds
Cadwell Park
11th / 12th April 2026



SPORTS TIMING
TIMING SOLUTIONS LTD

Timing & Results Provided by Timing Solutions Ltd

www.tsl-timing.com



CadwellPark

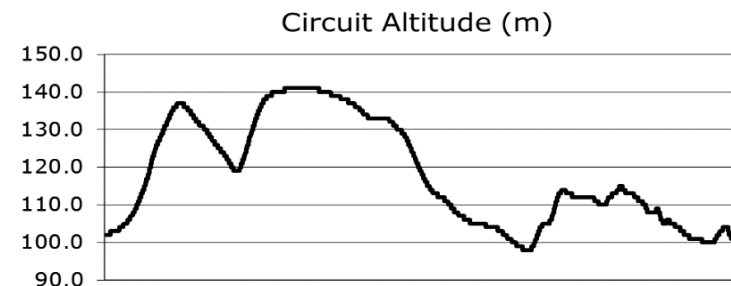
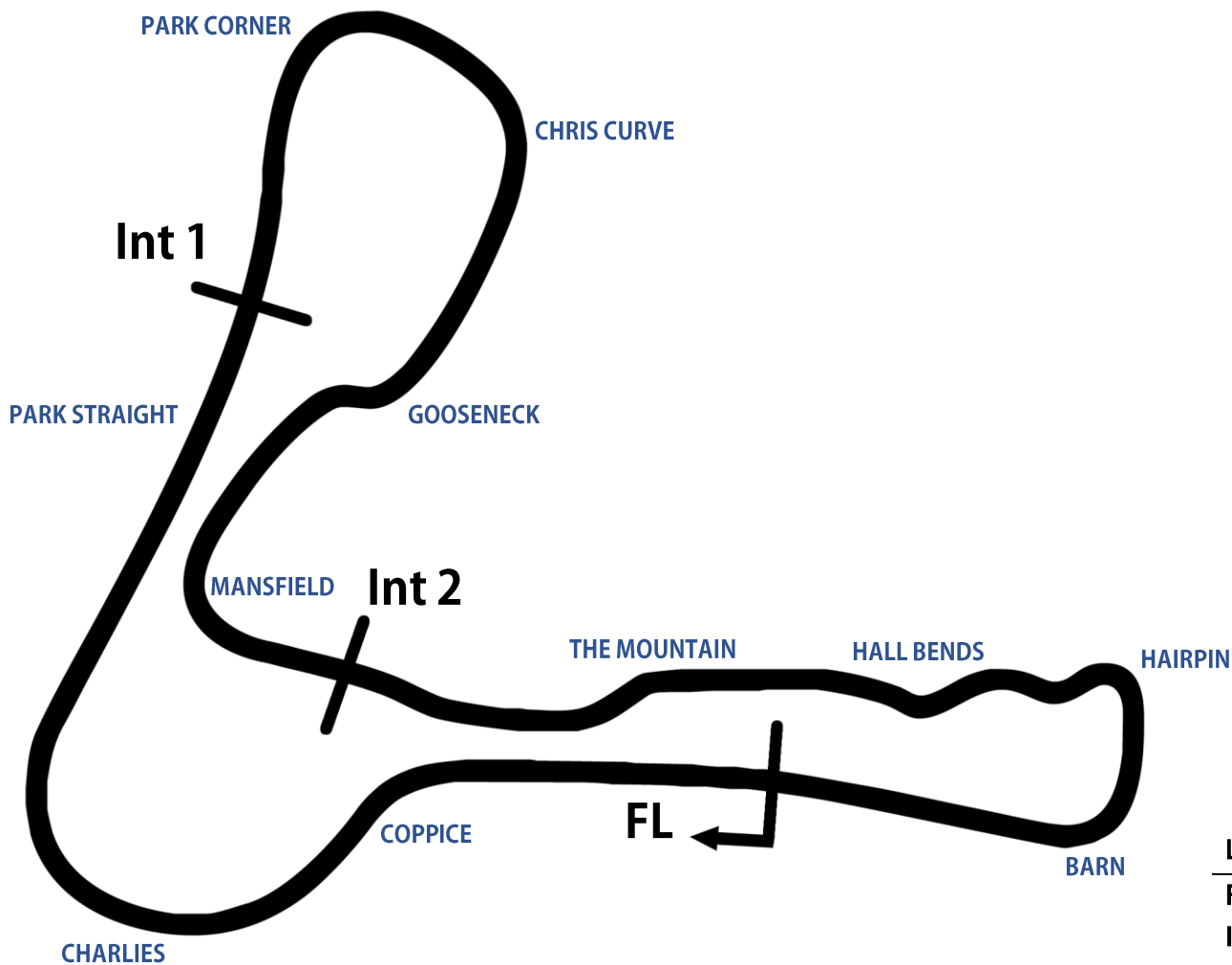
Cadwell Park Circuit

Louth, Lincolnshire, UK



SPORTS TIMING

TIMING SOLUTIONS LTD



Length	2.1869 miles 3.519 km 3519.6m		
FL		53.31024 N	0.05940 W
Int 1	1190m	53.30746 N	0.06718 W
Int 2	2330m	53.30708 N	0.06270 W
Pit Entry	3427m	53.31103 N	0.05889 W
Pit Exit	0m after FL	53.31030 N	0.05940 W
Pit Entry - Pit Exit	92m, 6.6s @ 50kph, 5.5s @ 60kph		

BARC War of the Wolds

FanDrive Caterham Seven 270R Championship

QUALIFYING - RACE 6 - CLASSIFICATION

POS	NO	NAME	ENTRY	TIME	ON	LAPS	GAP	DIFF	MPH
1	24	Oliver WHITE	Caterham Seven 270R	1:53.026	10	11			69.65
2	88	Luciano CARUSO	Caterham Seven 270R	1:53.067	10	11	0.041	0.041	69.63
3	3	Bruno van DYKE	Cateham Seven 270R	1:53.376	10	10	0.350	0.309	69.44
4	10	Aaron OLIVER	Caterham Seven 270R	1:53.437	10	10	0.411	0.061	69.40
5	18	Paul OGGELSBY	Caterham Seven 270R	1:53.679	10	11	0.653	0.242	69.25
6	42	Scott HELME	Caterham Seven 270R	1:54.011	10	11	0.985	0.332	69.05
7	33	Brian THORNTON	Caterham Seven 270R	1:54.636	9	9	1.610	0.625	68.67
8	37	Henry SPEEKS	Caterham Seven 270R	1:54.743	10	10	1.717	0.107	68.61
9	12	Alastair MORTON	Caterham Seven 270R	1:54.901	11	11	1.875	0.158	68.52
10	86	Craig EVANS	Caterham Seven 270R	1:55.387	10	10	2.361	0.486	68.23
11	28	Sebastian THOLET	Caterham Seven 270R	1:56.598	5	10	3.572	1.211	67.52
12	99	Andrew DAVISON	Caterham Seven 270R	1:56.618	10	10	3.592	0.020	67.51
13	20	Steve LORRIMAN	Caterham Seven 270R	1:57.017	6	10	3.991	0.399	67.28
14	21	Jasmine SHAW	Caterham Seven 270R	1:57.064	10	10	4.038	0.047	67.25
15	48	Ryan THOLET	Caterham Seven 270R	1:57.327	6	10	4.301	0.263	67.10
16	38	Jimmy WAI	Caterham Seven 270R	1:57.370	9	9	4.344	0.043	67.08
17	15	Shane FORSTER	Caterham Seven 270R	1:57.606	4	9	4.580	0.236	66.94
18	31	Andrew BAILEY	Caterham Seven 270R	1:57.914	5	10	4.888	0.308	66.77
19	19	Chris MORLING	Caterham Seven 270R	1:59.177	6	10	6.151	1.263	66.06
20	58	James PLATT	Caterham Seven 270R	1:59.185	5	6	6.159	0.008	66.05
21	23	Gary CROSS	Caterham Seven 270R	1:59.739	10	10	6.713	0.554	65.75
22	72	Christian BOND	Caterham Seven 270R	2:00.493	6	10	7.467	0.754	65.34
23	63	Andrew PALMER	Caterham Seven 270R	2:00.642	9	10	7.616	0.149	65.26
24	74	Charles CHAPMAN	Caterham Seven 270R	2:01.429	5	10	8.403	0.787	64.83
25	6	Eduardo PONTES	Caterham Seven 270R	2:01.704	6	10	8.678	0.275	64.69
26	27	Sean MURPHY	Caterham Seven 270R	2:03.762	8	9	10.736	2.058	63.61

QUALIFYING LAPTIME (110.0% of 1:53.376) = 2:04.713

#20 - No working transponder, please check and fix for Race 1.

Weather / Track : Cloudy / Damp

Date: 11/04/2026 Start: 10:56 Finish: 11:19

These results are provisional until the conclusion of any judicial and technical matters.

Cadwell Park: 2.1869 miles

Clerk Of Course: Mark Mitchell	Timekeeper: Richard Evans	
--------------------------------	---------------------------	--

Results can be found at www.tsl-timing.com

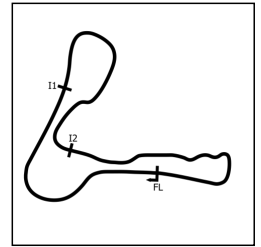
Printed - 11:23 Saturday, 11 April 2026



BARC War of the Wolds

FanDrive Caterham Seven 270R Championship

QUALIFYING - RACE 6 - SECTOR ANALYSIS



SECTOR 1 = FL to I1, SECTOR 2 = I1 to I2, SECTOR 3 = I2 to FL, DIFF = Difference To Personal Best Lap, P = Crossed Finish Line in Pit Lane, D = Time Disallowed

P1 24		Oliver WHITE		Caterham Seven 270R			
IDEAL LAP TIME : 1:52.594		BEST LAP TIME : 1:53.026		DIFFERENCE : 0.432			
LAP	SECTOR 1	SECTOR 2	SECTOR 3	LAP TIME	MPH	DIFF	TIME OF DAY
1 -	34.655	40.465	46.795	2:01.915	64.57	8.889	10:58:56.050
2 -	33.239	39.811	45.970	1:59.020	66.15	5.994	11:00:55.070
3 -	32.860	38.110	45.759	1:56.729	67.44	3.703	11:02:51.799
4 -	32.736	38.636	45.948	1:57.320	67.10	4.294	11:04:49.119
5 -	33.724	38.863	45.737	1:58.324	66.53	5.298	11:06:47.443
6 -	32.464	38.022	45.492	1:55.978	67.88	2.952	11:08:43.421
7 -	32.128	38.037	IN PIT	4:48.787 P	27.26	2:55.761	11:13:32.208
8 -	OUTLAP	39.621	47.683	2:04.576	63.19	11.550	11:15:36.784
9 -	31.392	37.755	44.989	1:54.136 (2)	68.98	1.110	11:17:30.920
10 -	31.467	37.292	44.267	1:53.026 (1)	69.65		11:19:23.946
11 -	31.035	38.555	45.087	1:54.677 (3)	68.65	1.651	11:21:18.623

P2 88		Luciano CARUSO		Caterham Seven 270R			
IDEAL LAP TIME : 1:53.067		BEST LAP TIME : 1:53.067		DIFFERENCE : 0.000			
LAP	SECTOR 1	SECTOR 2	SECTOR 3	LAP TIME	MPH	DIFF	TIME OF DAY
1 -	34.588	40.471	47.407	2:02.466	64.28	9.399	10:58:57.700
2 -	34.422	40.032	46.702	2:01.156	64.98	8.089	11:00:58.856
3 -	32.001	38.577	46.101	1:56.679	67.47	3.612	11:02:55.535
4 -	31.915	37.755	45.026	1:54.696 (2)	68.64	1.629	11:04:50.231
5 -	31.854	38.125	45.186	1:55.165	68.36	2.098	11:06:45.396
6 -	31.365	38.281	45.079	1:54.725 (3)	68.62	1.658	11:08:40.121
7 -	31.117	38.158	IN PIT	4:51.445 P	27.01	2:58.378	11:13:31.566
8 -	OUTLAP	39.588	47.277	2:04.344	63.31	11.277	11:15:35.910
9 -	31.821	38.015	46.115	1:55.951	67.90	2.884	11:17:31.861
10 -	31.093	37.379	44.595	1:53.067 (1)	69.63		11:19:24.928
11 -	31.345	39.025	44.712	1:55.082	68.41	2.015	11:21:20.010

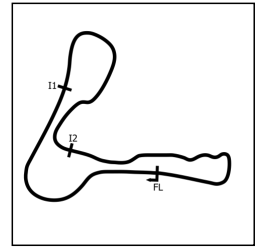
P3 3		Bruno van DYKE		Cateham Seven 270R			
IDEAL LAP TIME : 1:52.934		BEST LAP TIME : 1:53.376		DIFFERENCE : 0.442			
LAP	SECTOR 1	SECTOR 2	SECTOR 3	LAP TIME	MPH	DIFF	TIME OF DAY
1 -	33.764	40.068	47.570	2:01.402	64.85	8.026	10:59:05.414
2 -	32.111	37.963	45.843	1:55.917	67.92	2.541	11:01:01.331
3 -	31.292	43.053	50.015	2:04.360	63.30	10.984	11:03:05.691
4 -	31.257	38.313	45.282	1:54.852	68.55	1.476	11:05:00.543
5 -	31.678	37.749	44.864	1:54.291 (3)	68.88	0.915	11:06:54.834
6 -	31.374	38.090	44.774	1:54.238 (2)	68.91	0.862	11:08:49.072
7 -	30.754	38.435	IN PIT	4:46.837 P	27.44	2:53.461	11:13:35.909
8 -	OUTLAP	43.758	56.668	2:22.182	55.37	28.806	11:15:58.091
9 -	32.348	38.845	47.773	1:58.966	66.18	5.590	11:17:57.057
10 -	30.621	37.539	45.216	1:53.376 (1)	69.44		11:19:50.433

P4 10		Aaron OLIVER		Caterham Seven 270R			
IDEAL LAP TIME : 1:52.646		BEST LAP TIME : 1:53.437		DIFFERENCE : 0.791			
LAP	SECTOR 1	SECTOR 2	SECTOR 3	LAP TIME	MPH	DIFF	TIME OF DAY
1 -	34.750	39.370	49.139	2:03.259	63.87	9.822	10:59:19.007
2 -	31.964	38.211	45.483	1:55.658	68.07	2.221	11:01:14.665
3 -	31.093	38.681	45.837	1:55.611	68.10	2.174	11:03:10.276
4 -	31.107	38.339	45.176	1:54.622	68.68	1.185	11:05:04.898
5 -	30.945	37.980	1:04.095	2:13.020	59.18	19.583	11:07:17.918
6 -	31.104	37.590	44.934	1:53.628 (2)	69.28	0.191	11:09:11.546
7 -	32.197	38.586	IN PIT	4:29.229 P	29.24	2:35.792	11:13:40.775
8 -	OUTLAP	40.579	51.873	2:11.760	59.75	18.323	11:15:52.535
9 -	30.964	38.021	45.472	1:54.457 (3)	68.78	1.020	11:17:46.992
10 -	31.736	37.139	44.562	1:53.437 (1)	69.40		11:19:40.429

BARC War of the Wolds

FanDrive Caterham Seven 270R Championship

QUALIFYING - RACE 6 - SECTOR ANALYSIS



SECTOR 1 = FL to I1, SECTOR 2 = I1 to I2, SECTOR 3 = I2 to FL, DIFF = Difference To Personal Best Lap, P = Crossed Finish Line in Pit Lane, D = Time Disallowed

P5 18		Paul OGGELSBY		Caterham Seven 270R			
IDEAL LAP TIME : 1:53.134		BEST LAP TIME : 1:53.679		DIFFERENCE : 0.545			
LAP	SECTOR 1	SECTOR 2	SECTOR 3	LAP TIME	MPH	DIFF	TIME OF DAY
1 -	33.521	40.579	47.904	2:02.004	64.53	8.325	10:58:59.503
2 -	32.381	39.226	46.294	1:57.901	66.77	4.222	11:00:57.404
3 -	31.718	38.730	45.473	1:55.921	67.91	2.242	11:02:53.325
4 -	31.303	37.974	45.256	1:54.533 (3)	68.74	0.854	11:04:47.858
5 -	31.483	37.619	46.011	1:55.113	68.39	1.434	11:06:42.971
6 -	31.400	37.766	45.367	1:54.533 (3)	68.74	0.854	11:08:37.504
7 -	31.373	37.994	IN PIT	4:52.729 P	26.89	2:59.050	11:13:30.233
8 -	OUTLAP	39.404	47.317	2:05.140	62.91	11.461	11:15:35.373
9 -	31.161	37.727	45.188	1:54.076 (2)	69.01	0.397	11:17:29.449
10 -	31.323	37.801	44.555	1:53.679 (1)	69.25		11:19:23.128
11 -	30.960	39.031	45.339	1:55.330	68.26	1.651	11:21:18.458

P6 42		Scott HELME		Caterham Seven 270R			
IDEAL LAP TIME : 1:53.669		BEST LAP TIME : 1:54.011		DIFFERENCE : 0.342			
LAP	SECTOR 1	SECTOR 2	SECTOR 3	LAP TIME	MPH	DIFF	TIME OF DAY
1 -	34.679	41.140	47.948	2:03.767	63.61	9.756	10:59:00.335
2 -	31.889	39.237	46.547	1:57.673	66.90	3.662	11:00:58.008
3 -	31.382	39.018	45.932	1:56.332	67.67	2.321	11:02:54.340
4 -	31.199	38.564	45.612	1:55.375	68.24	1.364	11:04:49.715
5 -	31.982	37.765	45.423	1:55.170	68.36	1.159	11:06:44.885
6 -	31.433	37.980	45.270	1:54.683 (3)	68.65	0.672	11:08:39.568
7 -	31.383	37.668	IN PIT	4:51.243 P	27.03	2:57.232	11:13:30.811
8 -	OUTLAP	39.039	45.901	2:02.676	64.17	8.665	11:15:33.487
9 -	31.953	37.492	44.987	1:54.432 (2)	68.80	0.421	11:17:27.919
10 -	31.527	37.506	44.978	1:54.011 (1)	69.05		11:19:21.930
11 -	31.275	38.821	45.016	1:55.112	68.39	1.101	11:21:17.042

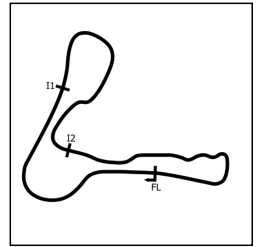
P7 33		Brian THORNTON		Caterham Seven 270R			
IDEAL LAP TIME : 1:53.970		BEST LAP TIME : 1:54.636		DIFFERENCE : 0.666			
LAP	SECTOR 1	SECTOR 2	SECTOR 3	LAP TIME	MPH	DIFF	TIME OF DAY
1 -	33.457	44.912	50.850	2:09.219	60.92	14.583	10:59:09.633
2 -	32.023	38.905	46.660	1:57.588	66.95	2.952	11:01:07.221
3 -	31.962	1:07.294	47.111	2:26.367	53.79	31.731	11:03:33.588
4 -	31.802	38.951	46.141	1:56.894 (3)	67.35	2.258	11:05:30.482
5 -	32.283	40.383	46.383	1:59.049	66.13	4.413	11:07:29.531
6 -	32.266	37.720	45.536	1:55.522 (2)	68.15	0.886	11:09:25.053
7 -	31.209	40.033	IN PIT	5:01.034 P	26.15	3:06.398	11:14:26.087
8 -	OUTLAP	38.843	45.482	2:00.646	65.25	6.010	11:16:26.733
9 -	31.785	37.810	45.041	1:54.636 (1)	68.67		11:18:21.369
10 -	31.410	38.034					

P8 37		Henry SPEEKS		Caterham Seven 270R			
IDEAL LAP TIME : 1:54.385		BEST LAP TIME : 1:54.743		DIFFERENCE : 0.358			
LAP	SECTOR 1	SECTOR 2	SECTOR 3	LAP TIME	MPH	DIFF	TIME OF DAY
1 -	35.307	41.331	48.472	2:05.110	62.93	10.367	10:59:07.816
2 -	32.818	39.191	46.604	1:58.613	66.37	3.870	11:01:06.429
3 -	32.800	38.728	45.846	1:57.374	67.07	2.631	11:03:03.803
4 -	32.382	38.404	46.022	1:56.808	67.40	2.065	11:05:00.611
5 -	32.187	38.541	45.528	1:56.256 (3)	67.72	1.513	11:06:56.867
6 -	31.623	38.427	44.969	1:55.019 (2)	68.45	0.276	11:08:51.886
7 -	31.398	38.422	IN PIT	4:45.590 P	27.56	2:50.847	11:13:37.476
8 -	OUTLAP	41.537	45.839	2:08.309	61.36	13.566	11:15:45.785
9 -	32.215	38.733	46.453	1:57.401	67.06	2.658	11:17:43.186
10 -	31.651	38.018	45.074	1:54.743 (1)	68.61		11:19:37.929

BARC War of the Wolds

FanDrive Caterham Seven 270R Championship

QUALIFYING - RACE 6 - SECTOR ANALYSIS



SECTOR 1 = FL to I1, SECTOR 2 = I1 to I2, SECTOR 3 = I2 to FL, DIFF = Difference To Personal Best Lap, P = Crossed Finish Line in Pit Lane, D = Time Disallowed

P9 12		Alastair MORTON		Caterham Seven 270R			
IDEAL LAP TIME : 1:54.332		BEST LAP TIME : 1:54.901		DIFFERENCE : 0.569			
LAP	SECTOR 1	SECTOR 2	SECTOR 3	LAP TIME	MPH	DIFF	TIME OF DAY
1 -	33.508	41.851	47.656	2:03.015	64.00	8.114	10:59:01.241
2 -	32.368	39.657	46.803	1:58.828	66.25	3.927	11:01:00.069
3 -	32.152	38.710	46.111	1:56.973	67.30	2.072	11:02:57.042
4 -	31.958	38.711	46.405	1:57.074	67.24	2.173	11:04:54.116
5 -	31.894	38.820	46.290	1:57.004	67.29	2.103	11:06:51.120
6 -	31.614	39.021	45.996	1:56.631	67.50	1.730	11:08:47.751
7 -	31.593	38.557	IN PIT	4:46.253 P	27.50	2:51.352	11:13:34.004
8 -	OUTLAP	39.599	48.154	2:04.179	63.40	9.278	11:15:38.183
9 -	31.417	39.027	45.704	1:56.148 (3)	67.78	1.247	11:17:34.331
10 -	31.905	38.077	45.425	1:55.407 (2)	68.22	0.506	11:19:29.738
11 -	31.196	38.646	45.059	1:54.901 (1)	68.52		11:21:24.639

P10 86		Craig EVANS		Caterham Seven 270R			
IDEAL LAP TIME : 1:55.024		BEST LAP TIME : 1:55.387		DIFFERENCE : 0.363			
LAP	SECTOR 1	SECTOR 2	SECTOR 3	LAP TIME	MPH	DIFF	TIME OF DAY
1 -	35.620	40.041	47.217	2:02.878	64.07	7.491	10:59:26.447
2 -	33.157	39.518	47.847	2:00.522	65.32	5.135	11:01:26.969
3 -	34.007	40.684	46.290	2:00.981	65.07	5.594	11:03:27.950
4 -	32.329	39.003	47.020	1:58.352	66.52	2.965	11:05:26.302
5 -	32.772	38.847	45.577	1:57.196	67.17	1.809	11:07:23.498
6 -	32.695	38.450	45.929	1:57.074 (3)	67.24	1.687	11:09:20.572
7 -	32.008	39.054	IN PIT	4:32.403 P	28.90	2:37.016	11:13:52.975
8 -	OUTLAP	40.123	49.317	2:06.487	62.24	11.100	11:15:59.462
9 -	31.470	38.798	46.089	1:56.357 (2)	67.66	0.970	11:17:55.819
10 -	31.731	37.977	45.679	1:55.387 (1)	68.23		11:19:51.206

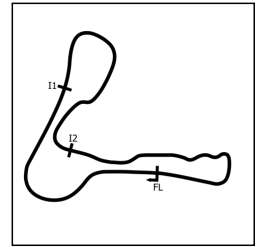
P11 28		Sebastian THOLET		Caterham Seven 270R			
IDEAL LAP TIME : 1:55.662		BEST LAP TIME : 1:56.598		DIFFERENCE : 0.936			
LAP	SECTOR 1	SECTOR 2	SECTOR 3	LAP TIME	MPH	DIFF	TIME OF DAY
1 -	34.586	40.681	53.843	2:09.110	60.98	12.512	10:59:28.233
2 -	36.349	38.774	46.328	2:01.451	64.82	4.853	11:01:29.684
3 -	32.355	40.234	48.507	2:01.096	65.01	4.498	11:03:30.780
4 -	32.557	38.673	45.713	1:56.943 (3)	67.32	0.345	11:05:27.723
5 -	32.523	38.322	45.753	1:56.598 (1)	67.52		11:07:24.321
6 -	32.363	38.582	45.857	1:56.802 (2)	67.40	0.204	11:09:21.123
7 -	32.111	39.540	IN PIT	4:33.380 P	28.79	2:36.782	11:13:54.503
8 -	OUTLAP	41.586	51.423	2:14.144	58.69	17.546	11:16:08.647
9 -	31.627	38.936	46.709	1:57.272	67.13	0.674	11:18:05.919
10 -	37.702	48.882	51.709	2:18.293	56.93	21.695	11:20:24.212

P12 99		Andrew DAVISON		Caterham Seven 270R			
IDEAL LAP TIME : 1:56.460		BEST LAP TIME : 1:56.618		DIFFERENCE : 0.158			
LAP	SECTOR 1	SECTOR 2	SECTOR 3	LAP TIME	MPH	DIFF	TIME OF DAY
1 -	35.086	40.893	48.549	2:04.528	63.22	7.910	10:59:11.261
2 -	33.478	39.487	47.467	2:00.432	65.37	3.814	11:01:11.693
3 -	33.222	39.013	47.552	1:59.787 (3)	65.72	3.169	11:03:11.480
4 -	32.840	39.025	49.140	2:01.005	65.06	4.387	11:05:12.485
5 -	33.944	39.035	47.598	2:00.577	65.29	3.959	11:07:13.062
6 -	32.857	38.925	46.405	1:58.187 (2)	66.61	1.569	11:09:11.249
7 -	32.548	42.491	IN PIT	4:39.280 P	28.19	2:42.662	11:13:50.529
8 -	OUTLAP	42.636	51.664	2:12.849	59.26	16.231	11:16:03.378
9 -	32.338	39.151	48.376	1:59.865	65.68	3.247	11:18:03.243
10 -	32.496	38.685	45.437	1:56.618 (1)	67.51		11:19:59.861

BARC War of the Wolds

FanDrive Caterham Seven 270R Championship

QUALIFYING - RACE 6 - SECTOR ANALYSIS



SECTOR 1 = FL to I1, SECTOR 2 = I1 to I2, SECTOR 3 = I2 to FL, DIFF = Difference To Personal Best Lap, P = Crossed Finish Line in Pit Lane, D = Time Disallowed

P13 20		Steve LORRIMAN		Caterham Seven 270R			
IDEAL LAP TIME :		BEST LAP TIME : 1:57.017		DIFFERENCE :			
LAP	SECTOR 1	SECTOR 2	SECTOR 3	LAP TIME	MPH	DIFF	TIME OF DAY
1 -				2:08.641	61.20	11.624	10:59:32.857
2 -				2:00.199	65.50	3.182	11:01:33.056
3 -				2:01.657	64.71	4.640	11:03:34.713
4 -				1:58.172 (2)	66.62	1.155	11:05:32.885
5 -				1:58.818 (3)	66.26	1.801	11:07:31.703
6 -				1:57.017 (1)	67.28		11:09:28.720
7 -			<i>IN PIT</i>	4:29.110 P	29.25	2:32.093	11:13:57.830
8 -	<i>OUTLAP</i>			2:10.174	60.48	13.157	11:16:08.005
9 -				1:59.535	65.86	2.518	11:18:07.540
10 -				2:01.706	64.69	4.689	11:20:09.246

P14 21		Jasmine SHAW		Caterham Seven 270R			
IDEAL LAP TIME : 1:57.027		BEST LAP TIME : 1:57.064		DIFFERENCE : 0.037			
LAP	SECTOR 1	SECTOR 2	SECTOR 3	LAP TIME	MPH	DIFF	TIME OF DAY
1 -	36.355	41.946	48.696	2:06.997	61.99	9.933	10:59:21.220
2 -	34.676	40.774	47.017	2:02.467	64.28	5.403	11:01:23.687
3 -	33.762	41.308	47.594	2:02.664	64.18	5.600	11:03:26.351
4 -	33.206	39.273	47.217	1:59.696	65.77	2.632	11:05:26.047
5 -	35.551	40.949	46.667	2:03.167	63.92	6.103	11:07:29.214
6 -	33.341	39.372	46.274	1:58.987 (3)	66.16	1.923	11:09:28.201
7 -	32.194	39.619	<i>IN PIT</i>	4:28.222 P	29.35	2:31.158	11:13:56.423
8 -	<i>OUTLAP</i>	40.980	47.694	2:09.359	60.86	12.295	11:16:05.782
9 -	32.412	39.035	46.667	1:58.114 (2)	66.65	1.050	11:18:03.896
10 -	32.158	39.072	45.834	1:57.064 (1)	67.25		11:20:00.960

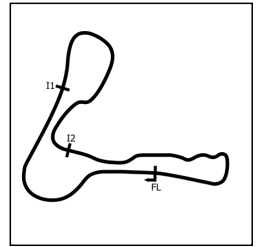
P15 48		Ryan THOLET		Caterham Seven 270R			
IDEAL LAP TIME : 1:56.996		BEST LAP TIME : 1:57.327		DIFFERENCE : 0.331			
LAP	SECTOR 1	SECTOR 2	SECTOR 3	LAP TIME	MPH	DIFF	TIME OF DAY
1 -	35.758	40.556	48.833	2:05.147	62.91	7.820	10:59:24.337
2 -	33.434	40.797	47.827	2:02.058	64.50	4.731	11:01:26.395
3 -	33.991	39.448	47.201	2:00.640	65.26	3.313	11:03:27.035
4 -	33.296	39.629	46.935	1:59.860	65.68	2.533	11:05:26.895
5 -	33.333	38.859	46.264	1:58.456 (2)	66.46	1.129	11:07:25.351
6 -	32.711	38.717	45.899	1:57.327 (1)	67.10		11:09:22.678
7 -	32.380	39.677	<i>IN PIT</i>	4:33.253 P	28.81	2:35.926	11:13:55.931
8 -	<i>OUTLAP</i>	41.443	48.446	2:10.218	60.46	12.891	11:16:06.149
9 -	32.801	39.099	47.128	1:59.028 (3)	66.14	1.701	11:18:05.177
10 -	32.795	1:03.320	46.103	2:22.218	55.36	24.891	11:20:27.395

P16 38		Jimmy WAI		Caterham Seven 270R			
IDEAL LAP TIME : 1:57.366		BEST LAP TIME : 1:57.370		DIFFERENCE : 0.004			
LAP	SECTOR 1	SECTOR 2	SECTOR 3	LAP TIME	MPH	DIFF	TIME OF DAY
1 -	34.400	41.537	48.987	2:04.924	63.02	7.554	10:59:13.433
2 -	32.827	39.403	47.583	1:59.813	65.71	2.443	11:01:13.246
3 -	32.654	40.070	46.879	1:59.603	65.82	2.233	11:03:12.849
4 -	32.174	38.825	46.946	1:57.945 (3)	66.75	0.575	11:05:10.794
5 -	32.124	38.698	46.886	1:57.708 (2)	66.88	0.338	11:07:08.502
6 -	32.893	38.801	47.791	1:59.485	65.89	2.115	11:09:07.987
7 -	32.892	44.472	<i>IN PIT</i>	4:34.084 P	28.72	2:36.714	11:13:42.071
8 -	<i>OUTLAP</i>	40.410	47.795	2:07.369	61.81	9.999	11:15:49.440
9 -	31.944	38.543	46.883	1:57.370 (1)	67.08		11:17:46.810
10 -	32.515						

BARC War of the Wolds

FanDrive Caterham Seven 270R Championship

QUALIFYING - RACE 6 - SECTOR ANALYSIS



SECTOR 1 = FL to I1, SECTOR 2 = I1 to I2, SECTOR 3 = I2 to FL, DIFF = Difference To Personal Best Lap, P = Crossed Finish Line in Pit Lane, D = Time Disallowed

P17 15		Shane FORSTER		Caterham Seven 270R			
IDEAL LAP TIME : 1:56.768		BEST LAP TIME : 1:57.606		DIFFERENCE : 0.838			
LAP	SECTOR 1	SECTOR 2	SECTOR 3	LAP TIME	MPH	DIFF	TIME OF DAY
1 -	34.170	40.288	49.194	2:03.652	63.67	6.046	10:59:16.363
2 -	32.953	39.007	47.531	1:59.491 (3)	65.88	1.885	11:01:15.854
3 -	33.021	38.815	46.154	1:57.990 (2)	66.72	0.384	11:03:13.844
4 -	31.842	38.870	46.894	1:57.606 (1)	66.94		11:05:11.450
5 -	32.029	39.153	49.027	2:00.209	65.49	2.603	11:07:11.659
6 -	38.727	38.772	46.919	2:04.418	63.28	6.812	11:09:16.077
7 -	32.321	39.416	IN PIT	4:36.165 P	28.50	2:38.559	11:13:52.242
8 -	OUTLAP	42.485	50.810	2:10.558	60.30	12.952	11:16:02.800
9 -	32.223	39.226	48.833	2:00.282	65.45	2.676	11:18:03.082
10 -	32.397	2:58.059					

P18 31		Andrew BAILEY		Caterham Seven 270R			
IDEAL LAP TIME : 1:57.799		BEST LAP TIME : 1:57.914		DIFFERENCE : 0.115			
LAP	SECTOR 1	SECTOR 2	SECTOR 3	LAP TIME	MPH	DIFF	TIME OF DAY
1 -	36.031	44.233	50.316	2:10.580	60.29	12.666	10:59:40.660
2 -	33.438	39.800	48.542	2:01.780	64.65	3.866	11:01:42.440
3 -	33.231	40.402	47.751	2:01.384	64.86	3.470	11:03:43.824
4 -	32.856	39.448	46.958	1:59.262 (2)	66.01	1.348	11:05:43.086
5 -	32.484	38.768	46.662	1:57.914 (1)	66.77		11:07:41.000
6 -	32.373	39.759	47.994	2:00.126	65.54	2.212	11:09:41.126
7 -	32.369	44.333	IN PIT	4:02.187 P	32.50	2:04.273	11:13:43.313
8 -	OUTLAP	40.682	50.970	2:10.509	60.32	12.595	11:15:53.822
9 -	32.476	39.410	47.453	1:59.339 (3)	65.97	1.425	11:17:53.161
10 -	32.457	39.068	48.572	2:00.097	65.55	2.183	11:19:53.258

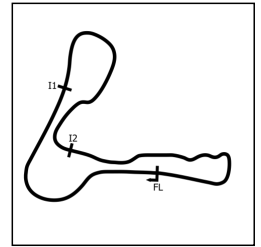
P19 19		Chris MORLING		Caterham Seven 270R			
IDEAL LAP TIME : 1:58.900		BEST LAP TIME : 1:59.177		DIFFERENCE : 0.277			
LAP	SECTOR 1	SECTOR 2	SECTOR 3	LAP TIME	MPH	DIFF	TIME OF DAY
1 -	34.355	41.030	49.865	2:05.250	62.85	6.073	10:59:19.283
2 -	34.272	40.961	48.901	2:04.134	63.42	4.957	11:01:23.417
3 -	33.648	40.859	48.143	2:02.650	64.19	3.473	11:03:26.067
4 -	33.037	38.954	47.557	1:59.548 (2)	65.85	0.371	11:05:25.615
5 -	36.080	42.292	48.867	2:07.239	61.87	8.062	11:07:32.854
6 -	32.580	38.985	47.612	1:59.177 (1)	66.06		11:09:32.031
7 -	32.431	40.757	IN PIT	4:26.588 P	29.53	2:27.411	11:13:58.619
8 -	OUTLAP	42.169	49.051	2:11.510	59.86	12.333	11:16:10.129
9 -	32.749	39.179	47.741	1:59.669 (3)	65.79	0.492	11:18:09.798
10 -	32.389	45.123	48.653	2:06.165	62.40	6.988	11:20:15.963

P20 58		James PLATT		Caterham Seven 270R			
IDEAL LAP TIME : 1:59.185		BEST LAP TIME : 1:59.185		DIFFERENCE : 0.000			
LAP	SECTOR 1	SECTOR 2	SECTOR 3	LAP TIME	MPH	DIFF	TIME OF DAY
1 -	37.028	43.022	48.750	2:08.800	61.12	9.615	10:59:33.643
2 -	32.613	40.135	47.366	2:00.114 (2)	65.54	0.929	11:01:33.757
3 -	33.123	42.673	49.387	2:05.183	62.89	5.998	11:03:38.940
4 -	32.974	39.544	49.420	2:01.938 (3)	64.56	2.753	11:05:40.878
5 -	32.609	39.218	47.358	1:59.185 (1)	66.05		11:07:40.063
6 -	32.952	39.267	IN PIT	7:40.599 P	17.09	5:41.414	11:15:20.662
7 -	OUTLAP	53.968					

BARC War of the Wolds

FanDrive Caterham Seven 270R Championship

QUALIFYING - RACE 6 - SECTOR ANALYSIS



SECTOR 1 = FL to I1, SECTOR 2 = I1 to I2, SECTOR 3 = I2 to FL, DIFF = Difference To Personal Best Lap, P = Crossed Finish Line in Pit Lane, D = Time Disallowed

P21 23		Gary CROSS		Caterham Seven 270R			
IDEAL LAP TIME : 1:59.034		BEST LAP TIME : 1:59.739		DIFFERENCE : 0.705			
LAP	SECTOR 1	SECTOR 2	SECTOR 3	LAP TIME	MPH	DIFF	TIME OF DAY
1 -	34.924	46.749	51.454	2:13.127	59.14	13.388	10:59:46.661
2 -	33.346	40.037	47.335	2:00.718 (2)	65.21	0.979	11:01:47.379
3 -	34.405	47.335	47.872	2:09.612	60.74	9.873	11:03:56.991
4 -	33.735	40.502	47.385	2:01.622 (3)	64.73	1.883	11:05:58.613
5 -	33.775	43.717	48.788	2:06.280	62.34	6.541	11:08:04.893
6 -	33.548	40.540	48.135	2:02.223	64.41	2.484	11:10:07.116
7 -	39.130	46.976	IN PIT	3:40.693 P	35.67	1:40.954	11:13:47.809
8 -	OUTLAP	39.787	48.571	2:07.460	61.76	7.721	11:15:55.269
9 -	33.314	42.567	47.149	2:03.030	63.99	3.291	11:17:58.299
10 -	32.325	39.560	47.854	1:59.739 (1)	65.75		11:19:58.038

P22 72		Christian BOND		Caterham Seven 270R			
IDEAL LAP TIME : 1:59.393		BEST LAP TIME : 2:00.493		DIFFERENCE : 1.100			
LAP	SECTOR 1	SECTOR 2	SECTOR 3	LAP TIME	MPH	DIFF	TIME OF DAY
1 -	36.162	43.480	50.184	2:09.826	60.64	9.333	10:59:47.011
2 -	33.819	40.488	47.969	2:02.276	64.38	1.783	11:01:49.287
3 -	34.015	42.932	47.896	2:04.843	63.06	4.350	11:03:54.130
4 -	33.679	40.132	47.162	2:00.973	65.08	0.480	11:05:55.103
5 -	33.071	39.924	47.563	2:00.558 (3)	65.30	0.065	11:07:55.661
6 -	33.040	39.689	47.764	2:00.493 (1)	65.34		11:09:56.154
7 -	34.146	46.878	IN PIT	4:05.795 P	32.03	2:05.302	11:14:01.949
8 -	OUTLAP	42.698	49.015	2:10.088	60.52	9.595	11:16:12.037
9 -	32.542	40.189	47.810	2:00.541 (2)	65.31	0.048	11:18:12.578
10 -	32.782	44.940	49.505	2:07.227	61.88	6.734	11:20:19.805

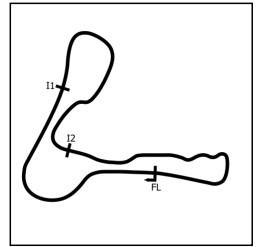
P23 63		Andrew PALMER		Caterham Seven 270R			
IDEAL LAP TIME : 2:00.024		BEST LAP TIME : 2:00.642		DIFFERENCE : 0.618			
LAP	SECTOR 1	SECTOR 2	SECTOR 3	LAP TIME	MPH	DIFF	TIME OF DAY
1 -	36.354	42.423	49.105	2:07.882	61.56	7.240	10:59:23.176
2 -	34.263	40.736	48.054	2:03.053	63.98	2.411	11:01:26.229
3 -	34.039	41.696	48.786	2:04.521	63.22	3.879	11:03:30.750
4 -	34.236	41.058	48.776	2:04.070	63.45	3.428	11:05:34.820
5 -	34.403	40.089	47.800	2:02.292 (3)	64.38	1.650	11:07:37.112
6 -	34.054	40.335	47.788	2:02.177 (2)	64.44	1.535	11:09:39.289
7 -	33.681	43.874	IN PIT	4:21.529 P	30.10	2:20.887	11:14:00.818
8 -	OUTLAP	42.614	48.399	2:09.966	60.57	9.324	11:16:10.784
9 -	33.253	39.734	47.655	2:00.642 (1)	65.26		11:18:11.426
10 -	32.635	42.741	47.994	2:03.370	63.81	2.728	11:20:14.796

P24 74		Charles CHAPMAN		Caterham Seven 270R			
IDEAL LAP TIME : 2:00.585		BEST LAP TIME : 2:01.429		DIFFERENCE : 0.844			
LAP	SECTOR 1	SECTOR 2	SECTOR 3	LAP TIME	MPH	DIFF	TIME OF DAY
1 -	37.572	44.298	50.186	2:12.056	59.62	10.627	10:59:42.113
2 -	34.145	39.897	47.800	2:01.842 (2)	64.61	0.413	11:01:43.955
3 -	34.480	43.087	50.230	2:07.797	61.60	6.368	11:03:51.752
4 -	33.828	40.122	47.908	2:01.858 (3)	64.60	0.429	11:05:53.610
5 -	33.838	39.788	47.803	2:01.429 (1)	64.83		11:07:55.039
6 -	34.055	40.920	48.790	2:03.765	63.61	2.336	11:09:58.804
7 -	34.871	45.200	IN PIT	3:48.192 P	34.50	1:46.763	11:13:46.996
8 -	OUTLAP	40.748	49.201	2:10.608	60.28	9.179	11:15:57.604
9 -	33.256	42.922	51.234	2:07.412	61.79	5.983	11:18:05.016
10 -	33.626	39.529	53.952	2:07.107	61.94	5.678	11:20:12.123

BARC War of the Wolds

FanDrive Caterham Seven 270R Championship

QUALIFYING - RACE 6 - SECTOR ANALYSIS



SECTOR 1 = FL to I1, SECTOR 2 = I1 to I2, SECTOR 3 = I2 to FL, DIFF = Difference To Personal Best Lap, P = Crossed Finish Line in Pit Lane, D = Time Disallowed

P25 6		Eduardo PONTES		Caterham Seven 270R			
IDEAL LAP TIME : 2:01.137		BEST LAP TIME : 2:01.704		DIFFERENCE : 0.567			
LAP	SECTOR 1	SECTOR 2	SECTOR 3	LAP TIME	MPH	DIFF	TIME OF DAY
1 -	36.737	43.130	49.377	2:09.244	60.91	7.540	10:59:37.907
2 -	33.696	40.994	49.754	2:04.444	63.26	2.740	11:01:42.351
3 -	35.086	42.802	48.536	2:06.424	62.27	4.720	11:03:48.775
4 -	33.781	40.163	48.048	2:01.992 (3)	64.53	0.288	11:05:50.767
5 -	33.471	40.675	47.610	2:01.756 (2)	64.66	0.052	11:07:52.523
6 -	33.364	40.176	48.164	2:01.704 (1)	64.69		11:09:54.227
7 -	34.838	46.522	IN PIT	3:50.637 P	34.13	1:48.933	11:13:44.864
8 -	OUTLAP	40.774	49.931	2:10.132	60.50	8.428	11:15:54.996
9 -	33.430	44.177	50.496	2:08.103	61.45	6.399	11:18:03.099
10 -	38.062	48.414	49.753	2:16.229	57.79	14.525	11:20:19.328

P26 27		Sean MURPHY		Caterham Seven 270R			
IDEAL LAP TIME : 2:03.107		BEST LAP TIME : 2:03.762		DIFFERENCE : 0.655			
LAP	SECTOR 1	SECTOR 2	SECTOR 3	LAP TIME	MPH	DIFF	TIME OF DAY
1 -	39.664	50.326	54.638	2:24.628	54.43	20.866	10:59:47.381
2 -	36.347	43.623	52.451	2:12.421	59.45	8.659	11:01:59.802
3 -	35.470	43.619	51.186	2:10.275	60.43	6.513	11:04:10.077
4 -	34.804	43.937	50.703	2:09.444	60.82	5.682	11:06:19.521
5 -	34.684	41.836	49.556	2:06.076 (3)	62.44	2.314	11:08:25.597
6 -	33.977	42.028	IN PIT	5:03.523 P	25.93	2:59.761	11:13:29.120
7 -	OUTLAP	41.708	48.713	2:12.536	59.40	8.774	11:15:41.656
8 -	33.265	41.129	49.368	2:03.762 (1)	63.61		11:17:45.418
9 -	33.600	41.801	50.413	2:05.814 (2)	62.57	2.052	11:19:51.232

BARC War of the Wolds

FanDrive Caterham Seven 270R Championship

QUALIFYING - RACE 6 - BEST SECTORS

POS	SECTOR 1		SECTOR 2		SECTOR 3		IDEAL / BEST COMPARISON					
	NO	TIME	NO	TIME	NO	TIME	POS	NO	NAME	IDEAL	BEST	DIFF
1	3	30.621	10	37.139	24	44.267						
2	10	30.945	24	37.292	18	44.555						
3	18	30.960	88	37.379	10	44.562						
4	24	31.035	42	37.492	88	44.595						
5	88	31.093	3	37.539	3	44.774						
6	12	31.196	18	37.619	37	44.969						
7	42	31.199	33	37.720	42	44.978						
8	33	31.209	86	37.977	33	45.041						
9	37	31.398	37	38.018	12	45.059						
10	86	31.470	12	38.077	99	45.437						
11	28	31.627	28	38.322	86	45.577						
12	15	31.842	38	38.543	28	45.713						
13	38	31.944	99	38.685	21	45.834						
14	21	32.158	48	38.717	48	45.899						
15	23	32.325	31	38.768	15	46.154						
16	99	32.338	15	38.772	31	46.662						
17	31	32.369	19	38.954	38	46.879						
18	48	32.380	21	39.035	23	47.149						
19	19	32.389	58	39.218	72	47.162						
20	72	32.542	74	39.529	58	47.358						
21	58	32.609	23	39.560	19	47.557						
22	63	32.635	72	39.689	6	47.610						
23	74	33.256	63	39.734	63	47.655						
24	27	33.265	6	40.163	74	47.800						
25	6	33.364	27	41.129	27	48.713						
26												

		PERFECT LAP	1:52.027		
1	24	WHITE	1:52.594	1:53.026	0.432
2	10	OLIVER	1:52.646	1:53.437	0.791
3	3	van DYKE	1:52.934	1:53.376	0.442
4	88	CARUSO	1:53.067	1:53.067	0.000
5	18	OGGELSBY	1:53.134	1:53.679	0.545
6	42	HELME	1:53.669	1:54.011	0.342
7	33	THORNTON	1:53.970	1:54.636	0.666
8	12	MORTON	1:54.332	1:54.901	0.569
9	37	SPEEKS	1:54.385	1:54.743	0.358
10	86	EVANS	1:55.024	1:55.387	0.363
11	28	THOLET	1:55.662	1:56.598	0.936
12	99	DAVISON	1:56.460	1:56.618	0.158
13	15	FORSTER	1:56.768	1:57.606	0.838
14	48	THOLET	1:56.996	1:57.327	0.331
15	21	SHAW	1:57.027	1:57.064	0.037
16	38	WAI	1:57.366	1:57.370	0.004
17	31	BAILEY	1:57.799	1:57.914	0.115
18	19	MORLING	1:58.900	1:59.177	0.277
19	23	CROSS	1:59.034	1:59.739	0.705
20	58	PLATT	1:59.185	1:59.185	0.000
21	72	BOND	1:59.393	2:00.493	1.100
22	63	PALMER	2:00.024	2:00.642	0.618
23	74	CHAPMAN	2:00.585	2:01.429	0.844
24	6	PONTES	2:01.137	2:01.704	0.567
25	27	MURPHY	2:03.107	2:03.762	0.655
26	20	LORRIMAN		1:57.017	

BARC War of the Wolds

FanDrive Caterham Seven 270R Championship

QUALIFYING - RACE 6 - STATISTICS

Competitors Started	26
Planned Start	2026-04-11 @ 10:45:00.000
Actual Start	2026-04-11 @ 10:56:21.934
Finish Time	2026-04-11 @ 11:19:33.072
Track Length	2.1869mi.
Total Laps	257
Total Distance Covered	562.0589mi.

Session Fastest Lap History

NO	NAME	LAP TIME	TIME OF DAY	LAP	VEHICLE
24	Oliver WHITE	2:01.915	10:58:56.066	1	Caterham Seven 270R
3	Bruno van DYKE	2:01.402	10:59:05.427	1	Cateham Seven 270R
24	Oliver WHITE	1:59.020	11:00:55.086	2	Caterham Seven 270R
18	Paul OGGELSBY	1:57.901	11:00:57.417	2	Caterham Seven 270R
42	Scott HELME	1:57.673	11:00:58.023	2	Caterham Seven 270R
3	Bruno van DYKE	1:55.917	11:01:01.343	2	Cateham Seven 270R
10	Aaron OLIVER	1:55.658	11:01:14.680	2	Caterham Seven 270R
10	Aaron OLIVER	1:55.611	11:03:10.292	3	Caterham Seven 270R
18	Paul OGGELSBY	1:54.533	11:04:47.872	4	Caterham Seven 270R
3	Bruno van DYKE	1:54.291	11:06:54.847	5	Cateham Seven 270R
3	Bruno van DYKE	1:54.238	11:08:49.084	6	Cateham Seven 270R
10	Aaron OLIVER	1:53.628	11:09:11.561	6	Caterham Seven 270R
24	Oliver WHITE	1:53.026	11:19:23.962	10	Caterham Seven 270R

Flag History

TYPE	TIME OF DAY
GREEN	10:56:21.934
RED	11:10:17.609
GREEN	11:13:25.923
FINISH	11:19:33.072

Flag Statistics

TYPE	COUNT	TOTAL LAPS	TOTAL TIME
Green	2	11	23:25.371
Red	1	0	3:08.314
Safety Car	0	0	0.000
FCY	0	0	0.000

BARC War of the Wolds

FanDrive Caterham Seven 270R Championship

RACE 6 - GRID (20 minutes)

ROW 13	26	2:03.762	27 Sean MURPHY	25	2:01.704	6 Eduardo PONTES
ROW 12	24	2:01.429	74 Charles CHAPMAN	23	2:00.642	63 Andrew PALMER
ROW 11	22	2:00.493	72 Christian BOND	21	1:59.739	23 Gary CROSS
ROW 10	20	1:59.185	58 James PLATT	19	1:59.177	19 Chris MORLING
ROW 9	18	1:57.914	31 Andrew BAILEY	17	1:57.606	15 Shane FORSTER
ROW 8	16	1:57.370	38 Jimmy WAI	15	1:57.327	48 Ryan THOLET
ROW 7	14	1:57.064	21 Jasmine SHAW	13	1:57.017	20 Steve LORRIMAN
ROW 6	12	1:56.618	99 Andrew DAVISON	11	1:56.598	28 Sebastian THOLET
ROW 5	10	1:55.387	86 Craig EVANS	9	1:54.901	12 Alastair MORTON
ROW 4	8	1:54.743	37 Henry SPEEKS	7	1:54.636	33 Brian THORNTON
ROW 3	6	1:54.011	42 Scott HELME	5	1:53.679	18 Paul OGGELSBY
ROW 2	4	1:53.437	10 Aaron OLIVER	3	1:53.376	3 Bruno van DYKE
ROW 1	2	1:53.067	88 Luciano CARUSO	1	1:53.026	24 Oliver WHITE
Pole						

These results are provisional until the conclusion of any judicial and technical matters.

Cadwell Park: 2.1869 miles

Clerk Of Course: Mark Mitchell

Timekeeper: Richard Evans



Results can be found at www.tsl-timing.com

Printed - 11:25 Saturday, 11 April 2026



BARC War of the Wolds

FanDrive Caterham Seven 270R Championship

RACE 6 - CLASSIFICATION

Race Distance: 10 Laps / 21.86 miles

POS	NO	NAME	ENTRY	LAPS	TIME	GAP	DIFF	MPH	BEST	ON	GRD	↑↓
1	33	Brian THORNTON	Caterham Seven 270R	10	20:26.974			64.16	1:38.213	10	7	6
2	24	Oliver WHITE	Caterham Seven 270R	10	20:27.469	0.495	0.495	64.14	1:38.222	10	1	-1
3	3	Bruno van DYKE	Cateham Seven 270R	10	20:27.746	0.772	0.277	64.12	1:37.979	10	3	0
4	18	Paul OGGELSBY	Caterham Seven 270R	10	20:28.400	1.426	0.654	64.09	1:38.384	10	5	1
5	28	Sebastian THOLET	Caterham Seven 270R	10	20:28.885	1.911	0.485	64.06	1:38.450	10	11	6
6	42	Scott HELME	Caterham Seven 270R	10	20:29.248	2.274	0.363	64.04	1:38.113	10	6	0
7	88	Luciano CARUSO	Caterham Seven 270R	10	20:30.669	3.695	1.421	63.97	1:39.045	10	2	-5
8	12	Alastair MORTON	Caterham Seven 270R	10	20:30.986	4.012	0.317	63.95	1:38.821	10	9	1
9	37	Henry SPEEKS	Caterham Seven 270R	10	20:32.726	5.752	1.740	63.86	1:39.184	9	8	-1
10	86	Craig EVANS	Caterham Seven 270R	10	20:32.977	6.003	0.251	63.85	1:38.929	9	10	0
11	99	Andrew DAVISON	Caterham Seven 270R	10	20:34.320	7.346	1.343	63.78	1:39.277	9	12	1
12	21	Jasmine SHAW	Caterham Seven 270R	10	20:34.896	7.922	0.576	63.75	1:39.007	10	14	2
13	20	Steve LORRIMAN	Caterham Seven 270R	10	20:36.394	9.420	1.498	63.67	1:39.806	10	13	0
14	15	Shane FORSTER	Caterham Seven 270R	10	20:39.106	12.132	2.712	63.53	1:40.864	4	17	3
15	31	Andrew BAILEY	Caterham Seven 270R	10	20:39.668	12.694	0.562	63.51	1:40.717	9	18	3
16	38	Jimmy WAI	Caterham Seven 270R	10	20:39.955	12.981	0.287	63.49	1:40.632	9	16	0
17	23	Gary CROSS	Caterham Seven 270R	10	20:40.178	13.204	0.223	63.48	1:40.262	9	21	4
18	74	Charles CHAPMAN	Caterham Seven 270R	10	20:45.600	18.626	5.422	63.20	1:42.076	9	24	6
19	19	Chris MORLING	Caterham Seven 270R	10	20:46.058	19.084	0.458	63.18	1:41.793	2	19	0
20	6	Eduardo PONTES	Caterham Seven 270R	10	20:46.261	19.287	0.203	63.17	1:41.566	2	25	5
21	58	James PLATT	Caterham Seven 270R	10	20:47.009	20.035	0.748	63.13	1:41.978	5	20	-1
22	72	Christian BOND	Caterham Seven 270R	10	20:47.090	20.116	0.081	63.13	1:41.226	9	22	0
23	48	Ryan THOLET	Caterham Seven 270R	10	20:47.578	20.604	0.488	63.10	1:40.952	10	15	-8
24	63	Andrew PALMER	Caterham Seven 270R	10	20:51.183	24.209	3.605	62.92	1:42.520	10	23	-1
25	27	Sean MURPHY	Caterham Seven 270R	10	20:52.769	25.795	1.586	62.84	1:42.637	10	26	1

NOT CLASSIFIED

DNF	10	Aaron OLIVER	Caterham Seven 270R	4	6:44.765	6 Laps	6 Laps	77.80	1:38.255	2	4	
-----	----	--------------	---------------------	---	----------	--------	--------	-------	----------	---	---	--

FASTEST LAP

	3	Bruno van DYKE	Cateham Seven 270R	10	1:37.979			80.35 mph				129.32 kph
--	---	----------------	--------------------	----	----------	--	--	-----------	--	--	--	------------

Weather / Track : Sunny / Dry

Date: 11/04/2026 Start: 16:42 Finish: 17:03

These results are provisional until the conclusion of any judicial and technical matters.

Cadwell Park: 2.1869 miles

Clerk Of Course: Mark Mitchell

Timekeeper: Richard Evans



Results can be found at www.tsl-timing.com

Printed - 17:06 Saturday, 11 April 2026



BARC War of the Wolds

FanDrive Caterham Seven 270R Championship

RACE 6 - LAP CHART

LAP 1 @ 16:44:33.112			LAP 2 @ 16:46:12.244			LAP 3 @ 16:47:51.475			LAP 4 @ 16:49:31.102			LAP 5 @ 16:51:10.544		
NO	BEHIND	LAP TIME	NO	BEHIND	LAP TIME	NO	BEHIND	LAP TIME	NO	BEHIND	LAP TIME	NO	BEHIND	LAP TIME
24		1:45.908	3		1:38.490	24		1:38.694	3		1:38.940	33		1:38.885
3	0.642	1:46.550	24	0.537	1:39.669	3	0.687	1:39.918	24	0.265	1:39.892	24	0.372	1:39.549
33	1.160	1:47.068	33	1.185	1:39.157	33	1.004	1:39.050	33	0.557	1:39.180	3	0.874	1:40.316
18	1.933	1:47.841	10	1.500	1:38.255	10	1.667	1:39.398	10	0.867	1:38.827	18	1.364	1:39.595
10	2.377	1:48.285	18	2.293	1:39.492	18	2.194	1:39.132	18	1.211	1:38.644	28	2.106	1:39.835
28	2.879	1:48.787	28	2.504	1:38.757	28	2.668	1:39.395	28	1.713	1:38.672	42	6.614	1:40.737
37	3.384	1:49.292	37	3.995	1:39.743	42	4.832	1:39.712	88	5.120	1:39.483	88	7.162	1:41.484
42	3.572	1:49.480	42	4.351	1:39.911	88	5.264	1:39.634	42	5.319	1:40.114	12	7.625	1:40.835
88	4.066	1:49.974	88	4.861	1:39.927	37	5.982	1:41.218	37	5.861	1:39.506	37	8.211	1:41.792
12	4.652	1:50.560	12	5.354	1:39.834	12	6.581	1:40.458	12	6.232	1:39.278	86	9.033	1:39.625
20	5.561	1:51.469	20	7.375	1:40.946	86	9.041	1:40.706	86	8.850	1:39.436	20	11.513	1:40.124
99	5.729	1:51.637	86	7.566	1:40.530	20	10.174	1:42.030	20	10.831	1:40.284	99	12.111	1:39.539
86	6.168	1:52.076	99	8.469	1:41.872	99	10.832	1:41.594	99	12.014	1:40.809	21	12.628	1:39.759
21	7.075	1:52.983	21	9.231	1:41.288	21	11.535	1:41.535	21	12.311	1:40.403	15	15.259	1:41.172
48	7.295	1:53.203	48	10.199	1:42.036	15	12.292	1:41.266	15	13.529	1:40.864	31	18.622	1:41.974
15	7.456	1:53.364	15	10.257	1:41.933	48	12.917	1:41.949	31	16.090	1:41.928	38	19.307	1:42.003
38	7.903	1:53.811	38	10.692	1:41.921	31	13.789	1:41.979	38	16.746	1:42.140	23	20.413	1:42.811
31	8.281	1:54.189	31	11.041	1:41.892	38	14.233	1:42.772	23	17.044	1:41.759	19	20.601	1:41.932
19	8.784	1:54.692	19	11.445	1:41.793	19	14.753	1:42.539	19	18.111	1:42.985	58	21.274	1:41.978
58	9.390	1:55.298	58	12.246	1:41.988	23	14.912	1:41.852	58	18.738	1:42.469	74	22.230	1:42.257
74	9.789	1:55.697	23	12.291	1:41.427	58	15.896	1:42.881	74	19.415	1:42.708	6	23.046	1:42.105
23	9.996	1:55.904	74	13.474	1:42.817	74	16.334	1:42.091	72	19.622	1:42.642	72	23.430	1:43.250
72	10.757	1:56.665	72	13.807	1:42.182	72	16.607	1:42.031	6	20.383	1:42.422	27	38.084	1:50.152
63	11.701	1:57.609	6	14.385	1:41.566	6	17.588	1:42.434	63	23.155	1:43.133	48	38.838	1:42.782
6	11.951	1:57.859	63	15.663	1:43.094	63	19.649	1:43.217	27	27.374	1:45.383	63	42.158	1:58.445
27	13.470	1:59.378	27	17.043	1:42.705	27	21.618	1:43.806	48	35.498	2:02.208			

BARC War of the Wolds

FanDrive Caterham Seven 270R Championship

RACE 6 - LAP CHART

LAP 6 @ 16:54:02.477			LAP 7 @ 16:57:40.884			LAP 8 @ 16:59:56.763			LAP 9 @ 17:01:35.965			LAP 10 @ 17:03:14.178		
NO	BEHIND	LAP TIME	NO	BEHIND	LAP TIME	NO	BEHIND	LAP TIME	NO	BEHIND	LAP TIME	NO	BEHIND	LAP TIME
33		2:51.933	33		3:38.407	33		2:15.879	33		1:39.202	33		1:38.213
24	0.840	2:52.401	24	0.742	3:38.309	24	0.292	2:15.429	24	0.486	1:39.396	24	0.495	1:38.222
3	2.008	2:53.067	3	2.214	3:38.613	3	0.724	2:14.389	3	1.006	1:39.484	3	0.772	1:37.979
18	3.290	2:53.859	18	3.390	3:38.507	18	1.520	2:14.009	18	1.255	1:38.937	18	1.426	1:38.384
28	3.944	2:53.771	28	4.146	3:38.609	28	1.683	2:13.416	28	1.674	1:39.193	28	1.911	1:38.450
42	5.122	2:50.441	42	5.101	3:38.386	42	1.969	2:12.747	42	2.374	1:39.607	42	2.274	1:38.113
88	5.878	2:50.649	88	5.805	3:38.334	88	2.527	2:12.601	88	2.863	1:39.538	88	3.695	1:39.045
12	7.059	2:51.367	12	7.055	3:38.403	12	3.315	2:12.139	12	3.404	1:39.291	12	4.012	1:38.821
37	7.830	2:51.552	37	7.877	3:38.454	37	3.940	2:11.942	37	3.922	1:39.184	37	5.752	1:40.043
86	9.365	2:52.265	86	8.780	3:37.822	86	4.384	2:11.483	86	4.111	1:38.929	86	6.003	1:40.105
20	10.746	2:51.166	20	9.799	3:37.460	20	5.740	2:11.820	99	6.271	1:39.277	99	7.346	1:39.288
99	12.176	2:51.998	99	10.595	3:36.826	99	6.196	2:11.480	21	7.128	1:39.890	21	7.922	1:39.007
21	13.215	2:52.520	21	11.665	3:36.857	21	6.440	2:10.654	20	7.827	1:41.289	20	9.420	1:39.806
15	13.962	2:50.636	15	12.679	3:37.124	15	7.198	2:10.398	15	8.938	1:40.942	15	12.132	1:41.407
31	14.795	2:48.106	31	13.707	3:37.319	31	7.604	2:09.776	31	9.119	1:40.717	31	12.694	1:41.788
38	15.908	2:48.534	38	14.759	3:37.258	38	8.133	2:09.253	38	9.563	1:40.632	38	12.981	1:41.631
23	16.752	2:48.272	23	15.611	3:37.266	23	8.959	2:09.227	23	10.019	1:40.262	23	13.204	1:41.398
19	17.679	2:49.011	19	16.247	3:36.975	19	9.895	2:09.527	19	13.844	1:43.151	74	18.626	1:42.359
58	19.175	2:49.834	58	17.550	3:36.782	58	10.768	2:09.097	74	14.480	1:42.076	19	19.084	1:43.453
74	20.563	2:50.266	74	19.094	3:36.938	74	11.606	2:08.391	58	14.557	1:42.991	6	19.287	1:42.831
6	21.869	2:50.756	6	20.137	3:36.675	6	12.012	2:07.754	6	14.669	1:41.859	58	20.035	1:43.691
72	22.877	2:51.380	72	21.483	3:37.013	72	13.267	2:07.663	72	15.291	1:41.226	72	20.116	1:43.038
27	24.141	2:37.990	27	22.606	3:36.872	27	15.555	2:08.828	48	17.865	1:41.339	48	20.604	1:40.952
48	24.970	2:38.065	48	23.836	3:37.273	48	15.728	2:07.771	63	19.902	1:42.605	63	24.209	1:42.520
63	26.091	2:35.866	63	24.937	3:37.253	63	16.499	2:07.441	27	21.371	1:45.018	27	25.795	1:42.637

BARC War of the Wolds

FanDrive Caterham Seven 270R Championship

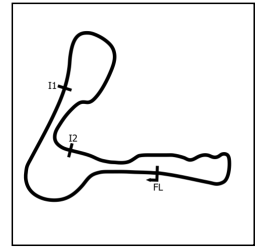
RACE 6 - POSITION CHART

No	Name	Lap Pos											
			1	2	3	4	5	6	7	8	9	10	
24	WHITE	1	24	3	24	3	33	33	33	33	33	33	33
88	CARUSO	2	3	24	3	24	24	24	24	24	24	24	24
3	van DYKE	3	33	33	33	33	3	3	3	3	3	3	3
10	OLIVER	4	18	10	10	10	18	18	18	18	18	18	18
18	OGGELSBY	5	10	18	18	18	28	28	28	28	28	28	28
42	HELME	6	28	28	28	28	42	42	42	42	42	42	42
33	THORNTON	7	37	37	42	88	88	88	88	88	88	88	88
37	SPEEKS	8	42	42	88	42	12	12	12	12	12	12	12
12	MORTON	9	88	88	37	37	37	37	37	37	37	37	37
86	EVANS	10	12	12	12	12	86	86	86	86	86	86	86
28	THOLET	11	20	20	86	86	20	20	20	99	99	99	99
99	DAVISON	12	99	86	20	20	99	99	99	21	21	21	21
20	LORRIMAN	13	86	99	99	99	21	21	21	20	20	20	20
21	SHAW	14	21	21	21	21	15	15	15	15	15	15	15
48	THOLET	15	48	48	15	15	31	31	31	31	31	31	31
38	WAI	16	15	15	48	31	38	38	38	38	38	38	38
15	FORSTER	17	38	38	31	38	23	23	23	23	23	23	23
31	BAILEY	18	31	31	38	23	19	19	19	19	19	74	74
19	MORLING	19	19	19	19	19	58	58	58	58	74	19	19
58	PLATT	20	58	58	23	58	74	74	74	74	58	6	6
23	CROSS	21	74	23	58	74	6	6	6	6	6	58	58
72	BOND	22	23	74	74	72	72	72	72	72	72	72	72
63	PALMER	23	72	72	72	6	27	27	27	27	48	48	48
74	CHAPMAN	24	63	6	6	63	48	48	48	48	63	63	63
6	PONTES	25	6	63	63	27	63	63	63	63	27	27	27
27	MURPHY	26	27	27	27	48							

BARC War of the Wolds

FanDrive Caterham Seven 270R Championship

RACE 6 - SECTOR ANALYSIS



SECTOR 1 = FL to I1, SECTOR 2 = I1 to I2, SECTOR 3 = I2 to FL, DIFF = Difference To Personal Best Lap, P = Crossed Finish Line in Pit Lane, D = Time Disallowed

P1 33		Brian THORNTON		Caterham Seven 270R			
IDEAL LAP TIME : 1:37.668		BEST LAP TIME : 1:38.213		DIFFERENCE : 0.545			
LAP	SECTOR 1	SECTOR 2	SECTOR 3	LAP TIME	MPH	DIFF	TIME OF DAY
1 -		32.391	39.672	1:47.068	73.53	8.855	16:44:34.272
2 -	27.261	32.157	39.739	1:39.157	79.40	0.944	16:46:13.429
3 -	27.609	31.866	39.575	1:39.050 (3)	79.48	0.837	16:47:52.479
4 -	27.398	31.936	39.846	1:39.180	79.38	0.967	16:49:31.659
5 -	27.735	31.641	39.509	1:38.885 (2)	79.61	0.672	16:51:10.544
6 -	42.240	56.040	1:13.653	2:51.933	45.79	1:13.720	16:54:02.477
7 -	1:02.776	1:10.459	1:25.172	3:38.407	36.04	2:00.194	16:57:40.884
8 -	41.651	39.794	54.434	2:15.879	57.94	37.666	16:59:56.763
9 -	27.877	32.093	39.232	1:39.202	79.36	0.989	17:01:35.965
10 -	27.756	31.175	39.282	1:38.213 (1)	80.16		17:03:14.178

P2 24		Oliver WHITE		Caterham Seven 270R			
IDEAL LAP TIME : 1:38.097		BEST LAP TIME : 1:38.222		DIFFERENCE : 0.125			
LAP	SECTOR 1	SECTOR 2	SECTOR 3	LAP TIME	MPH	DIFF	TIME OF DAY
1 -		31.987	39.333	1:45.908	74.33	7.686	16:44:33.112
2 -	28.163	32.037	39.469	1:39.669	78.99	1.447	16:46:12.781
3 -	27.904	31.489	39.301	1:38.694 (2)	79.77	0.472	16:47:51.475
4 -	28.199	31.881	39.812	1:39.892	78.81	1.670	16:49:31.367
5 -	27.880	31.573	40.096	1:39.549	79.08	1.327	16:51:10.916
6 -	42.295	56.026	1:14.080	2:52.401	45.66	1:14.179	16:54:03.317
7 -	1:02.880	1:10.359	1:25.070	3:38.309	36.06	2:00.087	16:57:41.626
8 -	41.599	39.531	54.299	2:15.429	58.13	37.207	16:59:57.055
9 -	27.689	32.454	39.253	1:39.396 (3)	79.21	1.174	17:01:36.451
10 -	27.355	31.569	39.298	1:38.222 (1)	80.15		17:03:14.673

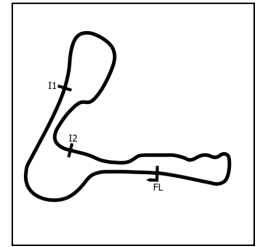
P3 3		Bruno van DYKE		Caterham Seven 270R			
IDEAL LAP TIME : 1:37.927		BEST LAP TIME : 1:37.979		DIFFERENCE : 0.052			
LAP	SECTOR 1	SECTOR 2	SECTOR 3	LAP TIME	MPH	DIFF	TIME OF DAY
1 -		32.600	39.268	1:46.550	73.89	8.571	16:44:33.754
2 -	27.488	31.626	39.376	1:38.490 (2)	79.93	0.511	16:46:12.244
3 -	28.549	31.950	39.419	1:39.918	78.79	1.939	16:47:52.162
4 -	27.435	31.745	39.760	1:38.940 (3)	79.57	0.961	16:49:31.102
5 -	28.161	32.484	39.671	1:40.316	78.48	2.337	16:51:11.418
6 -	42.544	55.820	1:14.703	2:53.067	45.49	1:15.088	16:54:04.485
7 -	1:02.938	1:09.650	1:26.025	3:38.613	36.01	2:00.634	16:57:43.098
8 -	40.676	39.265	54.448	2:14.389	58.58	36.410	16:59:57.487
9 -	27.379	32.701	39.404	1:39.484	79.14	1.505	17:01:36.971
10 -	27.103	31.678	39.198	1:37.979 (1)	80.35		17:03:14.950

P4 18		Paul OGGELSBY		Caterham Seven 270R			
IDEAL LAP TIME : 1:38.327		BEST LAP TIME : 1:38.384		DIFFERENCE : 0.057			
LAP	SECTOR 1	SECTOR 2	SECTOR 3	LAP TIME	MPH	DIFF	TIME OF DAY
1 -		32.955	39.927	1:47.841	73.00	9.457	16:44:35.045
2 -	27.752	32.031	39.709	1:39.492	79.13	1.108	16:46:14.537
3 -	27.804	31.947	39.381	1:39.132	79.42	0.748	16:47:53.669
4 -	27.401	31.750	39.493	1:38.644 (2)	79.81	0.260	16:49:32.313
5 -	27.550	32.366	39.679	1:39.595	79.05	1.211	16:51:11.908
6 -	43.028	55.352	1:15.479	2:53.859	45.28	1:15.475	16:54:05.767
7 -	1:02.854	1:09.726	1:25.927	3:38.507	36.03	2:00.123	16:57:44.274
8 -	40.703	38.632	54.674	2:14.009	58.75	35.625	16:59:58.283
9 -	27.691	31.867	39.379	1:38.937 (3)	79.57	0.553	17:01:37.220
10 -	27.458	31.582	39.344	1:38.384 (1)	80.02		17:03:15.604

BARC War of the Wolds

FanDrive Caterham Seven 270R Championship

RACE 6 - SECTOR ANALYSIS



SECTOR 1 = FL to I1, SECTOR 2 = I1 to I2, SECTOR 3 = I2 to FL, DIFF = Difference To Personal Best Lap, P = Crossed Finish Line in Pit Lane, D = Time Disallowed

P5 28		Sebastian THOLET		Caterham Seven 270R			
IDEAL LAP TIME : 1:38.393		BEST LAP TIME : 1:38.450		DIFFERENCE : 0.057			
LAP	SECTOR 1	SECTOR 2	SECTOR 3	LAP TIME	MPH	DIFF	TIME OF DAY
1 -		32.674	40.387	1:48.787	72.37	10.337	16:44:35.991
2 -	27.204	31.896	39.657	1:38.757 (3)	79.72	0.307	16:46:14.748
3 -	27.711	32.097	39.587	1:39.395	79.21	0.945	16:47:54.143
4 -	27.116	31.886	39.670	1:38.672 (2)	79.79	0.222	16:49:32.815
5 -	27.245	32.438	40.152	1:39.835	78.86	1.385	16:51:12.650
6 -	42.964	55.138	1:15.669	2:53.771	45.30	1:15.321	16:54:06.421
7 -	1:03.164	1:09.538	1:25.907	3:38.609	36.01	2:00.159	16:57:45.030
8 -	41.665	37.235	54.516	2:13.416	59.01	34.966	16:59:58.446
9 -	27.633	32.098	39.462	1:39.193	79.37	0.743	17:01:37.639
10 -	27.110	31.943	39.397	1:38.450 (1)	79.97		17:03:16.089

P6 42		Scott HELME		Caterham Seven 270R			
IDEAL LAP TIME : 1:38.113		BEST LAP TIME : 1:38.113		DIFFERENCE : 0.000			
LAP	SECTOR 1	SECTOR 2	SECTOR 3	LAP TIME	MPH	DIFF	TIME OF DAY
1 -		32.593	40.410	1:49.480	71.91	11.367	16:44:36.684
2 -	27.609	32.330	39.972	1:39.911	78.80	1.798	16:46:16.595
3 -	27.720	32.106	39.886	1:39.712 (3)	78.95	1.599	16:47:56.307
4 -	28.330	32.094	39.690	1:40.114	78.64	2.001	16:49:36.421
5 -	28.500	32.197	40.040	1:40.737	78.15	2.624	16:51:17.158
6 -	39.173	55.101	1:16.167	2:50.441	46.19	1:12.328	16:54:07.599
7 -	1:03.255	1:08.714	1:26.417	3:38.386	36.05	2:00.273	16:57:45.985
8 -	41.358	36.884	54.505	2:12.747	59.30	34.634	16:59:58.732
9 -	27.557	32.291	39.759	1:39.607 (2)	79.04	1.494	17:01:38.339
10 -	27.327	31.485	39.301	1:38.113 (1)	80.24		17:03:16.452

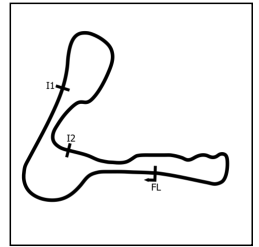
P7 88		Luciano CARUSO		Caterham Seven 270R			
IDEAL LAP TIME : 1:38.623		BEST LAP TIME : 1:39.045		DIFFERENCE : 0.422			
LAP	SECTOR 1	SECTOR 2	SECTOR 3	LAP TIME	MPH	DIFF	TIME OF DAY
1 -		34.053	40.390	1:49.974	71.59	10.929	16:44:37.178
2 -	27.492	32.237	40.198	1:39.927	78.78	0.882	16:46:17.105
3 -	27.389	32.435	39.810	1:39.634	79.02	0.589	16:47:56.739
4 -	27.806	31.766	39.911	1:39.483 (2)	79.14	0.438	16:49:36.222
5 -	28.678	32.834	39.972	1:41.484	77.58	2.439	16:51:17.706
6 -	39.220	54.949	1:16.480	2:50.649	46.13	1:11.604	16:54:08.355
7 -	1:03.615	1:08.183	1:26.536	3:38.334	36.06	1:59.289	16:57:46.689
8 -	41.220	36.858	54.523	2:12.601	59.37	33.556	16:59:59.290
9 -	27.618	32.169	39.751	1:39.538 (3)	79.09	0.493	17:01:38.828
10 -	27.159	31.713	40.173	1:39.045 (1)	79.49		17:03:17.873

P8 12		Alastair MORTON		Caterham Seven 270R			
IDEAL LAP TIME : 1:38.725		BEST LAP TIME : 1:38.821		DIFFERENCE : 0.096			
LAP	SECTOR 1	SECTOR 2	SECTOR 3	LAP TIME	MPH	DIFF	TIME OF DAY
1 -		32.775	40.550	1:50.560	71.21	11.739	16:44:37.764
2 -	27.505	31.939	40.390	1:39.834	78.86	1.013	16:46:17.598
3 -	27.873	31.812	40.773	1:40.458	78.37	1.637	16:47:58.056
4 -	27.553	31.850	39.875	1:39.278 (2)	79.30	0.457	16:49:37.334
5 -	27.804	32.790	40.241	1:40.835	78.08	2.014	16:51:18.169
6 -	39.675	54.711	1:16.981	2:51.367	45.94	1:12.546	16:54:09.536
7 -	1:03.941	1:07.561	1:26.901	3:38.403	36.04	1:59.582	16:57:47.939
8 -	40.802	36.739	54.598	2:12.139	59.58	33.318	17:00:00.078
9 -	27.342	31.901	40.048	1:39.291 (3)	79.29	0.470	17:01:39.369
10 -	27.438	31.598	39.785	1:38.821 (1)	79.67		17:03:18.190

BARC War of the Wolds

FanDrive Caterham Seven 270R Championship

RACE 6 - SECTOR ANALYSIS



SECTOR 1 = FL to I1, SECTOR 2 = I1 to I2, SECTOR 3 = I2 to FL, DIFF = Difference To Personal Best Lap, P = Crossed Finish Line in Pit Lane, D = Time Disallowed

P9 37		Henry SPEEKS		Caterham Seven 270R			
IDEAL LAP TIME : 1:38.999		BEST LAP TIME : 1:39.184		DIFFERENCE : 0.185			
LAP	SECTOR 1	SECTOR 2	SECTOR 3	LAP TIME	MPH	DIFF	TIME OF DAY
1 -		32.884	40.478	1:49.292	72.03	10.108	16:44:36.496
2 -	27.716	32.058	39.969	1:39.743 (3)	78.93	0.559	16:46:16.239
3 -	28.128	32.654	40.436	1:41.218	77.78	2.034	16:47:57.457
4 -	27.773	31.796	39.937	1:39.506 (2)	79.12	0.322	16:49:36.963
5 -	28.062	33.192	40.538	1:41.792	77.34	2.608	16:51:18.755
6 -	39.768	54.565	1:17.219	2:51.552	45.89	1:12.368	16:54:10.307
7 -	1:04.488	1:06.796	1:27.170	3:38.454	36.04	1:59.270	16:57:48.761
8 -	40.522	36.674	54.746	2:11.942	59.67	32.758	17:00:00.703
9 -	27.511	31.800	39.873	1:39.184 (1)	79.37		17:01:39.887
10 -	28.203	32.148	39.692	1:40.043	78.69	0.859	17:03:19.930

P10 86		Craig EVANS		Caterham Seven 270R			
IDEAL LAP TIME : 1:38.220		BEST LAP TIME : 1:38.929		DIFFERENCE : 0.709			
LAP	SECTOR 1	SECTOR 2	SECTOR 3	LAP TIME	MPH	DIFF	TIME OF DAY
1 -		33.306	40.865	1:52.076	70.24	13.147	16:44:39.280
2 -	27.835	32.903	39.792	1:40.530	78.31	1.601	16:46:19.810
3 -	28.792	32.391	39.523	1:40.706	78.18	1.777	16:48:00.516
4 -	28.094	31.592	39.750	1:39.436 (2)	79.17	0.507	16:49:39.952
5 -	27.986	31.835	39.804	1:39.625 (3)	79.02	0.696	16:51:19.577
6 -	39.952	54.323	1:17.990	2:52.265	45.70	1:13.336	16:54:11.842
7 -	1:04.192	1:06.150	1:27.480	3:37.822	36.14	1:58.893	16:57:49.664
8 -	40.172	36.837	54.474	2:11.483	59.87	32.554	17:00:01.147
9 -	27.105	32.063	39.761	1:38.929 (1)	79.58		17:01:40.076
10 -	28.019	32.406	39.680	1:40.105	78.64	1.176	17:03:20.181

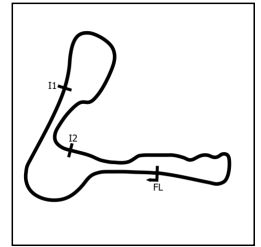
P11 99		Andrew DAVISON		Caterham Seven 270R			
IDEAL LAP TIME : 1:38.901		BEST LAP TIME : 1:39.277		DIFFERENCE : 0.376			
LAP	SECTOR 1	SECTOR 2	SECTOR 3	LAP TIME	MPH	DIFF	TIME OF DAY
1 -		33.440	40.546	1:51.637	70.52	12.360	16:44:38.841
2 -	28.014	33.806	40.052	1:41.872	77.28	2.595	16:46:20.713
3 -	28.087	33.504	40.003	1:41.594	77.49	2.317	16:48:02.307
4 -	27.555	33.203	40.051	1:40.809	78.10	1.532	16:49:43.116
5 -	27.599	31.820	40.120	1:39.539 (3)	79.09	0.262	16:51:22.655
6 -	39.560	53.664	1:18.774	2:51.998	45.77	1:12.721	16:54:14.653
7 -	1:03.614	1:05.817	1:27.395	3:36.826	36.31	1:57.549	16:57:51.479
8 -	40.367	38.025	53.088	2:11.480	59.88	32.203	17:00:02.959
9 -	27.422	32.196	39.659	1:39.277 (1)	79.30		17:01:42.236
10 -	27.729	31.820	39.739	1:39.288 (2)	79.29	0.011	17:03:21.524

P12 21		Jasmine SHAW		Caterham Seven 270R			
IDEAL LAP TIME : 1:39.007		BEST LAP TIME : 1:39.007		DIFFERENCE : 0.000			
LAP	SECTOR 1	SECTOR 2	SECTOR 3	LAP TIME	MPH	DIFF	TIME OF DAY
1 -		33.191	41.580	1:52.983	69.68	13.976	16:44:40.187
2 -	27.788	32.846	40.654	1:41.288	77.73	2.281	16:46:21.475
3 -	28.012	33.014	40.509	1:41.535	77.54	2.528	16:48:03.010
4 -	27.693	32.514	40.196	1:40.403	78.41	1.396	16:49:43.413
5 -	27.761	32.019	39.979	1:39.759 (2)	78.92	0.752	16:51:23.172
6 -	39.414	53.862	1:19.244	2:52.520	45.63	1:13.513	16:54:15.692
7 -	1:04.880	1:03.821	1:28.156	3:36.857	36.30	1:57.850	16:57:52.549
8 -	44.680	35.063	50.911	2:10.654	60.25	31.647	17:00:03.203
9 -	27.607	32.517	39.766	1:39.890 (3)	78.81	0.883	17:01:43.093
10 -	27.365	31.988	39.654	1:39.007 (1)	79.52		17:03:22.100

BARC War of the Wolds

FanDrive Caterham Seven 270R Championship

RACE 6 - SECTOR ANALYSIS



SECTOR 1 = FL to I1, SECTOR 2 = I1 to I2, SECTOR 3 = I2 to FL, DIFF = Difference To Personal Best Lap, P = Crossed Finish Line in Pit Lane, D = Time Disallowed

P13 20		Steve LORRIMAN		Caterham Seven 270R			
IDEAL LAP TIME : 1:39.003		BEST LAP TIME : 1:39.806		DIFFERENCE : 0.803			
LAP	SECTOR 1	SECTOR 2	SECTOR 3	LAP TIME	MPH	DIFF	TIME OF DAY
1 -		33.018	41.088	1:51.469	70.63	11.663	16:44:38.673
2 -	28.276	32.327	40.343	1:40.946	77.99	1.140	16:46:19.619
3 -	29.020	32.926	40.084	1:42.030	77.16	2.224	16:48:01.649
4 -	28.240	32.463	39.581	1:40.284 (3)	78.50	0.478	16:49:41.933
5 -	27.947	31.950	40.227	1:40.124 (2)	78.63	0.318	16:51:22.057
6 -	38.559	54.148	1:18.459	2:51.166	45.99	1:11.360	16:54:13.223
7 -	1:04.093	1:05.772	1:27.595	3:37.460	36.20	1:57.654	16:57:50.683
8 -	40.224	38.489	53.107	2:11.820	59.72	32.014	17:00:02.503
9 -	27.856	33.484	39.949	1:41.289	77.73	1.483	17:01:43.792
10 -	27.634	31.788	40.384	1:39.806 (1)	78.88		17:03:23.598

P14 15		Shane FORSTER		Caterham Seven 270R			
IDEAL LAP TIME : 1:39.992		BEST LAP TIME : 1:40.864		DIFFERENCE : 0.872			
LAP	SECTOR 1	SECTOR 2	SECTOR 3	LAP TIME	MPH	DIFF	TIME OF DAY
1 -		33.072	41.442	1:53.364	69.45	12.500	16:44:40.568
2 -	27.901	32.791	41.241	1:41.933	77.23	1.069	16:46:22.501
3 -	28.381	32.713	40.172	1:41.266	77.74	0.402	16:48:03.767
4 -	27.862	32.086	40.916	1:40.864 (1)	78.05		16:49:44.631
5 -	28.290	32.203	40.679	1:41.172 (3)	77.81	0.308	16:51:25.803
6 -	37.567	53.942	1:19.127	2:50.636	46.14	1:09.772	16:54:16.439
7 -	1:05.027	1:03.520	1:28.577	3:37.124	36.26	1:56.260	16:57:53.563
8 -	44.032	35.800	50.566	2:10.398	60.37	29.534	17:00:03.961
9 -	27.734	32.349	40.859	1:40.942 (2)	77.99	0.078	17:01:44.903
10 -	28.343	32.722	40.342	1:41.407	77.63	0.543	17:03:26.310

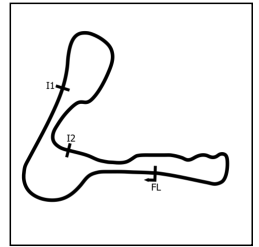
P15 31		Andrew BAILEY		Caterham Seven 270R			
IDEAL LAP TIME : 1:40.296		BEST LAP TIME : 1:40.717		DIFFERENCE : 0.421			
LAP	SECTOR 1	SECTOR 2	SECTOR 3	LAP TIME	MPH	DIFF	TIME OF DAY
1 -		33.416	41.387	1:54.189	68.94	13.472	16:44:41.393
2 -	27.739	32.992	41.161	1:41.892 (3)	77.27	1.175	16:46:23.285
3 -	27.941	33.347	40.691	1:41.979	77.20	1.262	16:48:05.264
4 -	27.972	32.545	41.411	1:41.928	77.24	1.211	16:49:47.192
5 -	28.505	32.235	41.234	1:41.974	77.20	1.257	16:51:29.166
6 -	35.473	53.535	1:19.098	2:48.106	46.83	1:07.389	16:54:17.272
7 -	1:05.423	1:03.386	1:28.510	3:37.319	36.22	1:56.602	16:57:54.591
8 -	43.408	36.490	49.878	2:09.776	60.66	29.059	17:00:04.367
9 -	27.471	32.656	40.590	1:40.717 (1)	78.17		17:01:45.084
10 -	28.183	32.945	40.660	1:41.788 (2)	77.34	1.071	17:03:26.872

P16 38		Jimmy WAI		Caterham Seven 270R			
IDEAL LAP TIME : 1:40.431		BEST LAP TIME : 1:40.632		DIFFERENCE : 0.201			
LAP	SECTOR 1	SECTOR 2	SECTOR 3	LAP TIME	MPH	DIFF	TIME OF DAY
1 -		33.955	41.341	1:53.811	69.17	13.179	16:44:41.015
2 -	27.864	32.956	41.101	1:41.921 (3)	77.24	1.289	16:46:22.936
3 -	28.126	33.713	40.933	1:42.772	76.60	2.140	16:48:05.708
4 -	27.815	32.665	41.660	1:42.140	77.08	1.508	16:49:47.848
5 -	28.014	32.779	41.210	1:42.003	77.18	1.371	16:51:29.851
6 -	36.005	53.034	1:19.495	2:48.534	46.71	1:07.902	16:54:18.385
7 -	1:05.577	1:03.131	1:28.550	3:37.258	36.23	1:56.626	16:57:55.643
8 -	43.179	36.643	49.431	2:09.253	60.91	28.621	17:00:04.896
9 -	27.573	32.283	40.776	1:40.632 (1)	78.23		17:01:45.528
10 -	28.088	32.968	40.575	1:41.631 (2)	77.46	0.999	17:03:27.159

BARC War of the Wolds

FanDrive Caterham Seven 270R Championship

RACE 6 - SECTOR ANALYSIS



SECTOR 1 = FL to I1, SECTOR 2 = I1 to I2, SECTOR 3 = I2 to FL, DIFF = Difference To Personal Best Lap, P = Crossed Finish Line in Pit Lane, D = Time Disallowed

P17 23		Gary CROSS		Caterham Seven 270R			
IDEAL LAP TIME : 1:40.163		BEST LAP TIME : 1:40.262		DIFFERENCE : 0.099			
LAP	SECTOR 1	SECTOR 2	SECTOR 3	LAP TIME	MPH	DIFF	TIME OF DAY
1 -		34.659	40.978	1:55.904	67.92	15.642	16:44:43.108
2 -	28.249	32.350	40.828	1:41.427 (3)	77.62	1.165	16:46:24.535
3 -	27.966	32.678	41.208	1:41.852	77.30	1.590	16:48:06.387
4 -	28.862	31.986	40.911	1:41.759	77.37	1.497	16:49:48.146
5 -	27.855	32.812	42.144	1:42.811	76.57	2.549	16:51:30.957
6 -	36.594	52.214	1:19.464	2:48.272	46.78	1:08.010	16:54:19.229
7 -	1:05.832	1:02.686	1:28.748	3:37.266	36.23	1:57.004	16:57:56.495
8 -	42.974	36.771	49.482	2:09.227	60.92	28.965	17:00:05.722
9 -	27.590	32.040	40.632	1:40.262 (1)	78.52		17:01:45.984
10 -	27.801	33.010	40.587	1:41.398 (2)	77.64	1.136	17:03:27.382

P18 74		Charles CHAPMAN		Caterham Seven 270R			
IDEAL LAP TIME : 1:41.576		BEST LAP TIME : 1:42.076		DIFFERENCE : 0.500			
LAP	SECTOR 1	SECTOR 2	SECTOR 3	LAP TIME	MPH	DIFF	TIME OF DAY
1 -		34.354	40.905	1:55.697	68.05	13.621	16:44:42.901
2 -	28.678	33.207	40.932	1:42.817	76.57	0.741	16:46:25.718
3 -	28.587	32.609	40.895	1:42.091 (2)	77.11	0.015	16:48:07.809
4 -	28.145	33.567	40.996	1:42.708	76.65	0.632	16:49:50.517
5 -	28.072	32.771	41.414	1:42.257 (3)	76.99	0.181	16:51:32.774
6 -	38.084	51.179	1:21.003	2:50.266	46.24	1:08.190	16:54:23.040
7 -	1:05.371	1:02.511	1:29.056	3:36.938	36.29	1:54.862	16:57:59.978
8 -	42.721	38.748	46.922	2:08.391	61.32	26.315	17:00:08.369
9 -	28.151	32.820	41.105	1:42.076 (1)	77.13		17:01:50.445
10 -	28.261	33.065	41.033	1:42.359	76.91	0.283	17:03:32.804

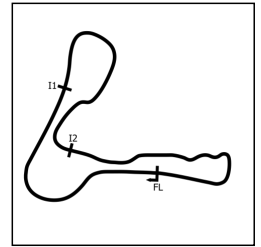
P19 19		Chris MORLING		Caterham Seven 270R			
IDEAL LAP TIME : 1:41.490		BEST LAP TIME : 1:41.793		DIFFERENCE : 0.303			
LAP	SECTOR 1	SECTOR 2	SECTOR 3	LAP TIME	MPH	DIFF	TIME OF DAY
1 -		33.503	41.454	1:54.692	68.64	12.899	16:44:41.896
2 -	28.447	32.507	40.839	1:41.793 (1)	77.34		16:46:23.689
3 -	28.226	33.066	41.247	1:42.539 (3)	76.78	0.746	16:48:06.228
4 -	29.109	32.742	41.134	1:42.985	76.44	1.192	16:49:49.213
5 -	28.313	32.425	41.194	1:41.932 (2)	77.23	0.139	16:51:31.145
6 -	37.581	51.843	1:19.587	2:49.011	46.58	1:07.218	16:54:20.156
7 -	1:06.046	1:02.625	1:28.304	3:36.975	36.28	1:55.182	16:57:57.131
8 -	43.374	37.677	48.476	2:09.527	60.78	27.734	17:00:06.658
9 -	28.678	33.446	41.027	1:43.151	76.32	1.358	17:01:49.809
10 -	28.744	33.518	41.191	1:43.453	76.10	1.660	17:03:33.262

P20 6		Eduardo PONTES		Caterham Seven 270R			
IDEAL LAP TIME : 1:40.949		BEST LAP TIME : 1:41.566		DIFFERENCE : 0.617			
LAP	SECTOR 1	SECTOR 2	SECTOR 3	LAP TIME	MPH	DIFF	TIME OF DAY
1 -		35.224	41.675	1:57.859	66.80	16.293	16:44:45.063
2 -	28.084	32.807	40.675	1:41.566 (1)	77.51		16:46:26.629
3 -	27.933	33.079	41.422	1:42.434	76.86	0.868	16:48:09.063
4 -	27.801	33.228	41.393	1:42.422	76.87	0.856	16:49:51.485
5 -	27.552	32.722	41.831	1:42.105 (3)	77.10	0.539	16:51:33.590
6 -	38.595	50.381	1:21.780	2:50.756	46.10	1:09.190	16:54:24.346
7 -	1:05.193	1:02.288	1:29.194	3:36.675	36.33	1:55.109	16:58:01.021
8 -	42.387	38.450	46.917	2:07.754	61.62	26.188	17:00:08.775
9 -	27.837	32.850	41.172	1:41.859 (2)	77.29	0.293	17:01:50.634
10 -	28.497	33.429	40.905	1:42.831	76.56	1.265	17:03:33.465

BARC War of the Wolds

FanDrive Caterham Seven 270R Championship

RACE 6 - SECTOR ANALYSIS



SECTOR 1 = FL to I1, SECTOR 2 = I1 to I2, SECTOR 3 = I2 to FL, DIFF = Difference To Personal Best Lap, P = Crossed Finish Line in Pit Lane, D = Time Disallowed

P21 58		James PLATT		Caterham Seven 270R			
IDEAL LAP TIME : 1:41.597		BEST LAP TIME : 1:41.978		DIFFERENCE : 0.381			
LAP	SECTOR 1	SECTOR 2	SECTOR 3	LAP TIME	MPH	DIFF	TIME OF DAY
1 -		33.517	41.662	1:55.298	68.28	13.320	16:44:42.502
2 -	28.088	32.675	41.225	1:41.988 (2)	77.19	0.010	16:46:24.490
3 -	28.617	32.511	41.753	1:42.881	76.52	0.903	16:48:07.371
4 -	28.271	32.876	41.322	1:42.469 (3)	76.83	0.491	16:49:49.840
5 -	27.908	32.597	41.473	1:41.978 (1)	77.20		16:51:31.818
6 -	37.910	51.522	1:20.402	2:49.834	46.35	1:07.856	16:54:21.652
7 -	1:05.803	1:02.201	1:28.778	3:36.782	36.31	1:54.804	16:57:58.434
8 -	43.126	38.070	47.901	2:09.097	60.98	27.119	17:00:07.531
9 -	27.879	32.859	42.253	1:42.991	76.44	1.013	17:01:50.522
10 -	28.345	34.139	41.207	1:43.691	75.92	1.713	17:03:34.213

P22 72		Christian BOND		Caterham Seven 270R			
IDEAL LAP TIME : 1:40.794		BEST LAP TIME : 1:41.226		DIFFERENCE : 0.432			
LAP	SECTOR 1	SECTOR 2	SECTOR 3	LAP TIME	MPH	DIFF	TIME OF DAY
1 -		35.034	41.139	1:56.665	67.48	15.439	16:44:43.869
2 -	27.887	33.480	40.815	1:42.182 (3)	77.05	0.956	16:46:26.051
3 -	28.355	32.994	40.682	1:42.031 (2)	77.16	0.805	16:48:08.082
4 -	28.153	33.681	40.808	1:42.642	76.70	1.416	16:49:50.724
5 -	27.949	33.849	41.452	1:43.250	76.25	2.024	16:51:33.974
6 -	39.336	50.027	1:22.017	2:51.380	45.94	1:10.154	16:54:25.354
7 -	1:05.404	1:02.299	1:29.310	3:37.013	36.27	1:55.787	16:58:02.367
8 -	42.017	40.013	45.633	2:07.663	61.67	26.437	17:00:10.030
9 -	28.319	32.795	40.112	1:41.226 (1)	77.77		17:01:51.256
10 -	28.178	33.801	41.059	1:43.038	76.41	1.812	17:03:34.294

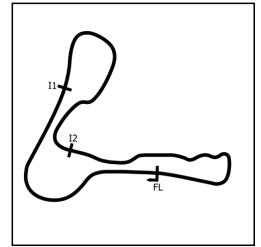
P23 48		Ryan THOLET		Caterham Seven 270R			
IDEAL LAP TIME : 1:40.447		BEST LAP TIME : 1:40.952		DIFFERENCE : 0.505			
LAP	SECTOR 1	SECTOR 2	SECTOR 3	LAP TIME	MPH	DIFF	TIME OF DAY
1 -		33.229	41.595	1:53.203	69.54	12.251	16:44:40.407
2 -	28.190	32.811	41.035	1:42.036	77.16	1.084	16:46:22.443
3 -	28.459	32.801	40.689	1:41.949 (3)	77.22	0.997	16:48:04.392
4 -	28.460	32.611	1:01.137	2:02.208	64.42	21.256	16:50:06.600
5 -	29.208	32.559	41.015	1:42.782	76.60	1.830	16:51:49.382
6 -	32.951	42.646	1:22.468	2:38.065	49.80	57.113	16:54:27.447
7 -	1:05.816	1:01.648	1:29.809	3:37.273	36.23	1:56.321	16:58:04.720
8 -	40.916	42.511	44.344	2:07.771	61.61	26.819	17:00:12.491
9 -	28.858	32.450	40.031	1:41.339 (2)	77.69	0.387	17:01:53.830
10 -	28.695	32.320	39.937	1:40.952 (1)	77.98		17:03:34.782

P24 63		Andrew PALMER		Caterham Seven 270R			
IDEAL LAP TIME : 1:41.986		BEST LAP TIME : 1:42.520		DIFFERENCE : 0.534			
LAP	SECTOR 1	SECTOR 2	SECTOR 3	LAP TIME	MPH	DIFF	TIME OF DAY
1 -		35.011	41.887	1:57.609	66.94	15.089	16:44:44.813
2 -	28.229	33.595	41.270	1:43.094 (3)	76.36	0.574	16:46:27.907
3 -	28.514	33.233	41.470	1:43.217	76.27	0.697	16:48:11.124
4 -	28.436	33.135	41.562	1:43.133	76.34	0.613	16:49:54.257
5 -	41.864	33.764	42.817	1:58.445	66.47	15.925	16:51:52.702
6 -	30.130	42.845	1:22.891	2:35.866	50.51	53.346	16:54:28.568
7 -	1:05.707	1:01.284	1:30.262	3:37.253	36.23	1:54.733	16:58:05.821
8 -	40.455	42.330	44.656	2:07.441	61.77	24.921	17:00:13.262
9 -	28.448	33.176	40.981	1:42.605 (2)	76.73	0.085	17:01:55.867
10 -	28.714	32.776	41.030	1:42.520 (1)	76.79		17:03:38.387

BARC War of the Wolds

FanDrive Caterham Seven 270R Championship

RACE 6 - SECTOR ANALYSIS



SECTOR 1 = FL to I1, SECTOR 2 = I1 to I2, SECTOR 3 = I2 to FL, DIFF = Difference To Personal Best Lap, P = Crossed Finish Line in Pit Lane, D = Time Disallowed

P25 27		Sean MURPHY		Caterham Seven 270R			
IDEAL LAP TIME : 1:42.578		BEST LAP TIME : 1:42.637		DIFFERENCE : 0.059			
LAP	SECTOR 1	SECTOR 2	SECTOR 3	LAP TIME	MPH	DIFF	TIME OF DAY
1 -		35.459	42.293	1:59.378	65.95	16.741	16:44:46.582
2 -	28.662	33.133	40.910	1:42.705 (2)	76.65	0.068	16:46:29.287
3 -	28.641	33.177	41.988	1:43.806 (3)	75.84	1.169	16:48:13.093
4 -	29.582	33.434	42.367	1:45.383	74.71	2.746	16:49:58.476
5 -	29.179	34.126	46.847	1:50.152	71.47	7.515	16:51:48.628
6 -	33.413	42.344	1:22.233	2:37.990	49.83	55.353	16:54:26.618
7 -	1:05.642	1:01.662	1:29.568	3:36.872	36.30	1:54.235	16:58:03.490
8 -	41.631	42.754	44.443	2:08.828	61.11	26.191	17:00:12.318
9 -	29.365	34.316	41.337	1:45.018	74.97	2.381	17:01:57.336
10 -	28.535	33.143	40.959	1:42.637 (1)	76.70		17:03:39.973

P26 10		Aaron OLIVER		Caterham Seven 270R			
IDEAL LAP TIME : 1:38.235		BEST LAP TIME : 1:38.255		DIFFERENCE : 0.020			
LAP	SECTOR 1	SECTOR 2	SECTOR 3	LAP TIME	MPH	DIFF	TIME OF DAY
1 -		32.648	40.216	1:48.285	72.70	10.030	16:44:35.489
2 -	27.327	31.744	39.184	1:38.255 (1)	80.13		16:46:13.744
3 -	27.757	31.787	39.854	1:39.398 (3)	79.20	1.143	16:47:53.142
4 -	27.490	31.724	39.613	1:38.827 (2)	79.66	0.572	16:49:31.969
5 -	27.706	32.188					

BARC War of the Wolds

FanDrive Caterham Seven 270R Championship

RACE 6 - BEST SECTORS

SECTOR 1			SECTOR 2		SECTOR 3		IDEAL / BEST COMPARISON						
POS	NO	TIME	NO	TIME	NO	TIME	POS	NO	NAME	IDEAL	BEST	DIFF	
										PERFECT LAP	1:37.462		
1	3	27.103	33	31.175	10	39.184	1	33	THORNTON	1:37.668	1:38.213	0.545	
2	86	27.105	42	31.485	3	39.198	2	3	van DYKE	1:37.927	1:37.979	0.052	
3	28	27.110	24	31.489	33	39.232	3	24	WHITE	1:38.097	1:38.222	0.125	
4	88	27.159	18	31.582	24	39.253	4	42	HELME	1:38.113	1:38.113	0.000	
5	33	27.261	86	31.592	42	39.301	5	86	EVANS	1:38.220	1:38.929	0.709	
6	42	27.327	12	31.598	18	39.344	6	10	OLIVER	1:38.235	1:38.255	0.020	
7	10	27.327	3	31.626	28	39.397	7	18	OGGELSBY	1:38.327	1:38.384	0.057	
8	12	27.342	88	31.713	86	39.523	8	28	THOLET	1:38.393	1:38.450	0.057	
9	24	27.355	10	31.724	20	39.581	9	88	CARUSO	1:38.623	1:39.045	0.422	
10	21	27.365	20	31.788	21	39.654	10	12	MORTON	1:38.725	1:38.821	0.096	
11	18	27.401	37	31.796	99	39.659	11	99	DAVISON	1:38.901	1:39.277	0.376	
12	99	27.422	99	31.820	37	39.692	12	37	SPEEKS	1:38.999	1:39.184	0.185	
13	31	27.471	28	31.886	88	39.751	13	20	LORRIMAN	1:39.003	1:39.806	0.803	
14	37	27.511	23	31.986	12	39.785	14	21	SHAW	1:39.007	1:39.007	0.000	
15	6	27.552	21	31.988	48	39.937	15	15	FORSTER	1:39.992	1:40.864	0.872	
16	38	27.573	15	32.086	72	40.112	16	23	CROSS	1:40.163	1:40.262	0.099	
17	23	27.590	31	32.235	15	40.172	17	31	BAILEY	1:40.296	1:40.717	0.421	
18	20	27.634	38	32.283	38	40.575	18	38	WAI	1:40.431	1:40.632	0.201	
19	15	27.734	48	32.320	23	40.587	19	48	THOLET	1:40.447	1:40.952	0.505	
20	58	27.879	19	32.425	31	40.590	20	72	BOND	1:40.794	1:41.226	0.432	
21	72	27.887	58	32.511	6	40.675	21	6	PONTES	1:40.949	1:41.566	0.617	
22	74	28.072	74	32.609	19	40.839	22	19	MORLING	1:41.490	1:41.793	0.303	
23	48	28.190	6	32.722	74	40.895	23	74	CHAPMAN	1:41.576	1:42.076	0.500	
24	19	28.226	63	32.776	27	40.910	24	58	PLATT	1:41.597	1:41.978	0.381	
25	63	28.229	72	32.795	63	40.981	25	63	PALMER	1:41.986	1:42.520	0.534	
26	27	28.535	27	33.133	58	41.207	26	27	MURPHY	1:42.578	1:42.637	0.059	

BARC War of the Wolds

FanDrive Caterham Seven 270R Championship

RACE 6 - STATISTICS

Competitors Started	26
Planned Start	2026-04-11 @ 16:35:00.000
Actual Start	2026-04-11 @ 16:42:47.203
Finish Time	2026-04-11 @ 17:03:14.177
Track Length	2.1869mi.
Total Laps	254
Total Distance Covered	555.4979mi.

Session Fastest Lap History

NO	NAME	LAP TIME	TIME OF DAY	LAP	VEHICLE
24	Oliver WHITE	1:45.908	16:44:33.127	1	Caterham Seven 270R
3	Bruno van DYKE	1:38.490	16:46:12.256	2	Cateham Seven 270R
10	Aaron OLIVER	1:38.255	16:46:13.759	2	Caterham Seven 270R
33	Brian THORNTON	1:38.213	17:03:14.192	10	Caterham Seven 270R
3	Bruno van DYKE	1:37.979	17:03:14.962	10	Cateham Seven 270R

Session Leader History

NO	NAME	FROM LAP	LAPS LED	DISTANCE	VEHICLE
24	Oliver WHITE	1	1	2.18 miles	Caterham Seven 270R
3	Bruno van DYKE	2	1	2.18 miles	Cateham Seven 270R
24	Oliver WHITE	3	1	2.18 miles	Caterham Seven 270R
3	Bruno van DYKE	4	1	2.18 miles	Cateham Seven 270R
33	Brian THORNTON	5	6	13.12 miles	Caterham Seven 270R

Flag History

TYPE	TIME OF DAY
GREEN	16:42:47.203
SAFETY	16:51:29.259
GREEN	16:59:54.010
FINISH	17:03:14.177

Flag Statistics

TYPE	COUNT	TOTAL LAPS	TOTAL TIME
Green	2	8	12:54.666
Red	0	0	0.000
Safety Car	1	2	8:24.751
FCY	0	0	0.000

BARC War of the Wolds

FanDrive Caterham Seven 270R Championship

RACE 13 - GRID (20 minutes) - AMENDED v2

ROW 13	26	10 Aaron OLIVER	25	27 Sean MURPHY
ROW 12	24	63 Andrew PALMER	23	48 Ryan THOLET
ROW 11	22	72 Christian BOND	21	58 James PLATT
ROW 10	20	6 Eduardo PONTES	19	19 Chris MORLING
ROW 9	18	74 Charles CHAPMAN	17	23 Gary CROSS
ROW 8	16	38 Jimmy WAI	15	31 Andrew BAILEY
ROW 7	14	15 Shane FORSTER	13	20 Steve LORRIMAN
ROW 6	12	21 Jasmine SHAW	11	99 Andrew DAVISON
ROW 5	10	86 Craig EVANS	9	37 Henry SPEEKS
ROW 4	8	3 Bruno van DYKE	7	12 Alastair MORTON
ROW 3	6	88 Luciano CARUSO	5	42 Scott HELME
ROW 2	4	28 Sebastian THOLET	3	18 Paul OGGELSBY
ROW 1	2	24 Oliver WHITE	1	33 Brian THORNTON
Pole				

Correction - #3 - 5 position grid penalty - Ch.12 App.7 Art.1.8 - Causing a collision, repetition of serious mistakes or the appearance of a lack of control over the car concerned.

These results are provisional until the conclusion of any judicial and technical matters.

Cadwell Park: 2.1869 miles

Clerk Of Course: Mark Mitchell

Timekeeper: Richard Evans



Results can be found at www.tsl-timing.com

Printed - 11:35 Sunday, 12 April 2026



BARC War of the Wolds

FanDrive Caterham Seven 270R Championship

RACE 13 - CLASSIFICATION

Race Distance: 13 Laps / 28.43 miles

POS	NO	NAME	ENTRY	LAPS	TIME	GAP	DIFF	MPH	BEST	ON	GRD	↑↓
1	33	Brian THORNTON	Caterham Seven 270R	13	21:34.182			79.08	1:38.505	11	1	0
2	18	Paul OGGELSBY	Caterham Seven 270R	13	21:36.891	2.709	2.709	78.92	1:38.609	4	3	1
3	24	Oliver WHITE	Caterham Seven 270R	13	21:37.595	3.413	0.704	78.87	1:38.663	8	2	-1
4	28	Sebastian THOLET	Caterham Seven 270R	13	21:46.064	11.882	8.469	78.36	1:38.432	8	4	0
5	42	Scott HELME	Caterham Seven 270R	13	21:46.279	12.097	0.215	78.35	1:39.024	8	5	0
6	37	Henry SPEEKS	Caterham Seven 270R	13	21:46.943	12.761	0.664	78.31	1:39.277	7	9	3
7	12	Alastair MORTON	Caterham Seven 270R	13	21:47.266	13.084	0.323	78.29	1:38.810	8	7	0
8	99	Andrew DAVISON	Caterham Seven 270R	13	21:48.759	14.577	1.493	78.20	1:38.892	13	11	3
9	3	Bruno van DYKE	Caterham Seven 270R	13	21:49.372	15.190	0.613	78.16	1:38.492	4	8	-1
10	86	Craig EVANS	Caterham Seven 270R	13	21:49.661	15.479	0.289	78.15	1:38.943	8	10	0
11	10	Aaron OLIVER	Caterham Seven 270R	13	21:59.480	25.298	9.819	77.56	1:39.338	12	26	15
12	21	Jasmine SHAW	Caterham Seven 270R	13	22:01.344	27.162	1.864	77.46	1:39.473	9	12	0
13	88	Luciano CARUSO	Caterham Seven 270R	13	22:01.557	27.375	0.213	77.44	1:38.514	8	6	-7
14	23	Gary CROSS	Caterham Seven 270R	13	22:07.301	33.119	5.744	77.11	1:39.924	12	17	3
15	31	Andrew BAILEY	Caterham Seven 270R	13	22:08.066	33.884	0.765	77.06	1:40.130	13	15	0
16	6	Eduardo PONTES	Caterham Seven 270R	13	22:08.412	34.230	0.346	77.04	1:40.234	13	20	4
17	15	Shane FORSTER	Caterham Seven 270R	13	22:11.445	37.263	3.033	76.87	1:39.848	11	14	-3
18	48	Ryan THOLET	Caterham Seven 270R	13	22:13.471	39.289	2.026	76.75	1:40.337	5	23	5
19	38	Jimmy WAI	Caterham Seven 270R	13	22:14.386	40.204	0.915	76.70	1:40.711	3	16	-3
20	72	Christian BOND	Caterham Seven 270R	13	22:17.682	43.500	3.296	76.51	1:40.054	13	22	2
21	74	Charles CHAPMAN	Caterham Seven 270R	13	22:19.493	45.311	1.811	76.41	1:41.262	4	18	-3
22	20	Steve LORRIMAN	Caterham Seven 270R	13	22:27.111	52.929	7.618	75.97	1:40.592	8	13	-9
23	19	Chris MORLING	Caterham Seven 270R	13	22:28.466	54.284	1.355	75.90	1:41.541	5	19	-4
24	63	Andrew PALMER	Caterham Seven 270R	13	22:29.671	55.489	1.205	75.83	1:41.654	13	24	0
25	58	James PLATT	Caterham Seven 270R	13	22:31.510	57.328	1.839	75.73	1:41.713	4	21	-4
26	27*	Sean MURPHY	Caterham Seven 270R	13	22:52.087	1:17.905	20.577	74.59	1:43.491	2	25	-1

FASTEST LAP

28	Sebastian THOLET	Caterham Seven 270R	8	1:38.432	79.98 mph	128.72 kph
----	------------------	---------------------	---	----------	-----------	------------

#27 - Transponder stopped working - Please check and fix for your next Race.

Weather / Track : Cloudy / Dry

Date: 12/04/2026 Start: 11:53 Finish: 12:14

These results are provisional until the conclusion of any judicial and technical matters.

Cadwell Park: 2.1869 miles

Clerk Of Course: Mark Mitchell

Timekeeper: Richard Evans



Results can be found at www.tsl-timing.com

Printed - 12:17 Sunday, 12 April 2026



BARC War of the Wolds

FanDrive Caterham Seven 270R Championship

RACE 13 - LAP CHART

LAP 1 @ 11:54:48.186			LAP 2 @ 11:56:26.987			LAP 3 @ 11:58:05.947			LAP 4 @ 11:59:44.896			LAP 5 @ 12:01:24.782		
NO	BEHIND	LAP TIME	NO	BEHIND	LAP TIME	NO	BEHIND	LAP TIME	NO	BEHIND	LAP TIME	NO	BEHIND	LAP TIME
33		1:45.815	33		1:38.801	33		1:38.960	33		1:38.949	33		1:39.886
18	0.564	1:46.379	18	0.839	1:39.076	18	0.583	1:38.704	18	0.243	1:38.609	18	0.963	1:40.606
24	1.048	1:46.863	24	1.323	1:39.076	24	1.070	1:38.707	24	0.863	1:38.742	24	1.392	1:40.415
28	1.311	1:47.126	88	3.490	1:39.948	37	4.980	1:39.537	37	6.046	1:40.015	37	7.155	1:40.995
3	1.639	1:47.454	3	3.821	1:40.983	28	5.338	1:39.598	88	6.270	1:39.366	42	7.923	1:40.637
88	2.343	1:48.158	37	4.403	1:39.429	88	5.853	1:41.323	28	6.841	1:40.452	28	8.135	1:41.180
42	3.304	1:49.119	28	4.700	1:42.190	42	6.516	1:40.429	42	7.172	1:39.605	12	8.738	1:40.949
37	3.775	1:49.590	42	5.047	1:40.544	12	7.096	1:40.414	12	7.675	1:39.528	86	9.069	1:40.905
12	4.285	1:50.100	12	5.642	1:40.158	86	7.389	1:40.280	86	8.050	1:39.610	99	9.249	1:40.648
86	4.632	1:50.447	86	6.069	1:40.238	99	7.966	1:40.645	99	8.487	1:39.470	3	10.263	1:39.804
99	5.095	1:50.910	99	6.281	1:39.987	20	9.967	1:41.176	3	10.345	1:38.492	88	11.013	1:44.629
20	5.769	1:51.584	20	7.751	1:40.783	15	10.431	1:40.549	10	14.792	1:41.287	31	15.981	1:41.056
21	6.403	1:52.218	15	8.842	1:41.015	3	10.802	1:45.941	31	14.811	1:41.556	10	16.058	1:41.152
15	6.628	1:52.443	31	9.770	1:41.479	38	11.825	1:40.711	23	15.376	1:41.294	23	16.634	1:41.144
31	7.092	1:52.907	38	10.074	1:41.327	31	12.204	1:41.394	21	15.953	1:41.236	21	16.841	1:40.774
38	7.548	1:53.363	23	10.261	1:41.151	10	12.454	1:40.736	15	16.938	1:45.456	6	17.556	1:40.254
23	7.911	1:53.726	10	10.678	1:41.288	23	13.031	1:41.730	6	17.188	1:40.935	15	19.208	1:42.156
10	8.191	1:54.006	21	11.292	1:43.690	21	13.666	1:41.334	38	17.588	1:44.712	38	19.454	1:41.752
19	8.819	1:54.634	19	12.429	1:42.411	6	15.202	1:41.276	74	19.304	1:41.262	74	21.168	1:41.750
74	9.806	1:55.621	6	12.886	1:41.565	19	16.252	1:42.783	19	20.101	1:42.798	19	21.756	1:41.541
6	10.122	1:55.937	74	13.961	1:42.956	74	16.991	1:41.990	58	20.567	1:41.713	48	22.057	1:40.337
58	10.587	1:56.402	58	14.315	1:42.529	58	17.803	1:42.448	48	21.606	1:40.539	58	22.959	1:42.278
63	11.935	1:57.750	63	16.565	1:43.431	63	19.798	1:42.193	72	23.888	1:42.597	72	24.945	1:40.943
72	12.186	1:58.001	48	16.973	1:43.317	48	20.016	1:42.003	63	24.418	1:43.569	63	26.221	1:41.689
48	12.457	1:58.272	72	17.167	1:43.782	72	20.240	1:42.033	27	28.925	1:44.238	20	30.445	1:41.172
27	13.965	1:59.780	27	18.655	1:43.491	27	23.636	1:43.941	20	29.159	1:58.141	27	32.634	1:43.595

BARC War of the Wolds

FanDrive Caterham Seven 270R Championship

RACE 13 - LAP CHART

LAP 6 @ 12:03:03.316			LAP 7 @ 12:04:42.193			LAP 8 @ 12:06:20.926			LAP 9 @ 12:07:59.819			LAP 10 @ 12:09:38.563		
NO	BEHIND	LAP TIME	NO	BEHIND	LAP TIME	NO	BEHIND	LAP TIME	NO	BEHIND	LAP TIME	NO	BEHIND	LAP TIME
33		1:38.534	33		1:38.877	33		1:38.733	33		1:38.893	33		1:38.744
18	1.238	1:38.809	18	1.171	1:38.810	18	1.274	1:38.836	18	2.120	1:39.739	18	2.603	1:39.227
24	1.700	1:38.842	24	1.919	1:39.096	24	1.849	1:38.663	24	2.578	1:39.622	24	3.060	1:39.226
37	8.032	1:39.411	37	8.432	1:39.277	28	8.856	1:38.432	28	9.664	1:39.701	28	10.412	1:39.492
28	8.821	1:39.220	28	9.157	1:39.213	37	9.593	1:39.894	37	10.199	1:39.499	42	11.369	1:39.364
42	9.305	1:39.916	42	9.716	1:39.288	42	10.007	1:39.024	42	10.749	1:39.635	37	11.742	1:40.287
12	9.728	1:39.524	12	10.331	1:39.480	12	10.408	1:38.810	12	11.343	1:39.828	12	12.583	1:39.984
86	10.048	1:39.513	86	10.636	1:39.465	86	10.846	1:38.943	86	11.613	1:39.660	86	13.776	1:40.907
99	10.513	1:39.798	99	10.903	1:39.267	99	11.132	1:38.962	99	11.904	1:39.665	3	14.011	1:40.241
3	10.988	1:39.259	3	11.411	1:39.300	3	11.726	1:39.048	3	12.514	1:39.681	99	14.511	1:41.351
88	12.269	1:39.790	88	12.128	1:38.736	88	11.909	1:38.514	10	21.132	1:39.628	10	22.160	1:39.772
10	17.893	1:40.369	10	19.441	1:40.425	10	20.397	1:39.689	21	21.796	1:39.473	21	22.622	1:39.570
31	18.441	1:40.994	21	19.909	1:40.124	21	21.216	1:40.040	88	25.728	1:52.712	88	26.753	1:39.769
21	18.662	1:40.355	31	20.999	1:41.435	31	24.410	1:42.144	31	27.804	1:42.287	23	30.067	1:40.802
23	19.099	1:40.999	23	21.199	1:40.977	6	24.624	1:41.910	23	28.009	1:40.920	31	31.042	1:41.982
6	19.877	1:40.855	6	21.447	1:40.447	23	25.982	1:43.516	6	28.451	1:42.720	6	31.397	1:41.690
38	22.093	1:41.173	38	24.370	1:41.154	38	27.037	1:41.400	38	30.309	1:42.165	15	32.184	1:40.424
15	22.590	1:41.916	15	24.839	1:41.126	15	27.230	1:41.124	15	30.504	1:42.167	48	33.539	1:41.431
74	24.427	1:41.793	48	26.597	1:40.852	48	28.547	1:40.683	48	30.852	1:41.198	38	33.883	1:42.318
48	24.622	1:41.099	74	27.868	1:42.318	74	30.901	1:41.766	74	34.079	1:42.071	74	37.151	1:41.816
19	26.381	1:43.159	58	31.604	1:43.891	58	35.499	1:42.628	72	36.780	1:40.092	72	38.843	1:40.807
58	26.590	1:42.165	19	31.950	1:44.446	72	35.581	1:42.171	58	39.653	1:43.047	58	44.584	1:43.675
72	27.439	1:41.028	72	32.143	1:43.581	19	36.486	1:43.269	19	39.711	1:42.118	19	44.669	1:43.702
63	29.401	1:41.714	63	33.473	1:42.949	63	37.602	1:42.862	63	41.801	1:43.092	20	44.980	1:41.761
20	34.187	1:42.276	20	36.843	1:41.533	20	38.702	1:40.592	20	41.963	1:42.154	63	45.635	1:42.578
27	38.520	1:44.420	27	44.243	1:44.600	27	50.546	1:45.036	27	56.731	1:45.078	27	1:02.341	1:44.354

BARC War of the Wolds

FanDrive Caterham Seven 270R Championship

RACE 13 - LAP CHART

LAP 11 @ 12:11:17.068			LAP 12 @ 12:12:56.999			LAP 13 @ 12:14:36.553		
NO	BEHIND	LAP TIME	NO	BEHIND	LAP TIME	NO	BEHIND	LAP TIME
33		1:38.505	33		1:39.931	33		1:39.554
18	3.455	1:39.357	18	2.646	1:39.122	18	2.709	1:39.617
24	4.215	1:39.660	24	3.713	1:39.429	24	3.413	1:39.254
28	11.812	1:39.905	28	11.611	1:39.730	28	11.882	1:39.825
42	12.115	1:39.251	42	11.993	1:39.809	42	12.097	1:39.658
37	12.753	1:39.516	37	12.540	1:39.718	37	12.761	1:39.775
12	13.162	1:39.084	12	12.930	1:39.699	12	13.084	1:39.708
3	14.780	1:39.274	3	14.962	1:40.113	99	14.577	1:38.892
99	14.996	1:38.990	99	15.239	1:40.174	3	15.190	1:39.782
86	15.673	1:40.402	86	15.791	1:40.049	86	15.479	1:39.242
10	25.483	1:41.828	10	24.890	1:39.338	10	25.298	1:39.962
21	25.535	1:41.418	21	25.162	1:39.558	21	27.162	1:41.554
88	28.337	1:40.089	88	27.235	1:38.829	88	27.375	1:39.694
23	32.378	1:40.816	23	32.371	1:39.924	23	33.119	1:40.302
31	32.957	1:40.420	31	33.308	1:40.282	31	33.884	1:40.130
6	33.159	1:40.267	6	33.550	1:40.322	6	34.230	1:40.234
15	33.527	1:39.848	15	34.813	1:41.217	15	37.263	1:42.004
38	36.340	1:40.962	38	37.552	1:41.143	48	39.289	1:41.096
48	36.537	1:41.503	48	37.747	1:41.141	38	40.204	1:42.206
74	40.620	1:41.974	74	42.811	1:42.122	72	43.500	1:40.054
72	41.187	1:40.849	72	43.000	1:41.744	74	45.311	1:42.054
19	49.193	1:43.029	19	51.035	1:41.773	20	52.929	1:40.726
58	50.111	1:44.032	20	51.757	1:41.425	19	54.284	1:42.803
20	50.263	1:43.788	58	52.990	1:42.810	63	55.489	1:41.654
63	51.086	1:43.956	63	53.389	1:42.234	58	57.328	1:43.892
27	1:08.356	1:44.520	27	1:12.692	1:44.267	27	1:17.905	1:44.767

BARC War of the Wolds

FanDrive Caterham Seven 270R Championship

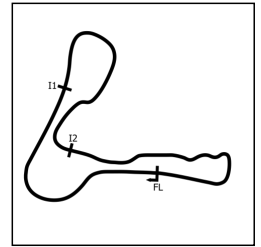
RACE 13 - POSITION CHART

No	Name	Lap														
		Pos	1	2	3	4	5	6	7	8	9	10	11	12	13	
33	THORNTON	1	33	33	33	33	33	33	33	33	33	33	33	33	33	33
24	WHITE	2	18	18	18	18	18	18	18	18	18	18	18	18	18	18
18	OGGELSBY	3	24	24	24	24	24	24	24	24	24	24	24	24	24	24
28	THOLET	4	28	88	37	37	37	37	37	28	28	28	28	28	28	28
42	HELME	5	3	3	28	88	42	28	28	37	37	42	42	42	42	42
88	CARUSO	6	88	37	88	28	28	42	42	42	42	37	37	37	37	37
12	MORTON	7	42	28	42	42	12	12	12	12	12	12	12	12	12	12
3	van DYKE	8	37	42	12	12	86	86	86	86	86	86	3	3	99	99
37	SPEEKS	9	12	12	86	86	99	99	99	99	99	3	99	99	99	3
86	EVANS	10	86	86	99	99	3	3	3	3	3	99	86	86	86	86
99	DAVISON	11	99	99	20	3	88	88	88	88	10	10	10	10	10	10
21	SHAW	12	20	20	15	10	31	10	10	10	21	21	21	21	21	21
20	LORRIMAN	13	21	15	3	31	10	31	21	21	88	88	88	88	88	88
15	FORSTER	14	15	31	38	23	23	21	31	31	31	23	23	23	23	23
31	BAILEY	15	31	38	31	21	21	23	23	6	23	31	31	31	31	31
38	WAI	16	38	23	10	15	6	6	6	23	6	6	6	6	6	6
23	CROSS	17	23	10	23	6	15	38	38	38	38	15	15	15	15	15
74	CHAPMAN	18	10	21	21	38	38	15	15	15	15	48	38	38	38	48
19	MORLING	19	19	19	6	74	74	74	48	48	48	38	48	48	48	38
6	PONTES	20	74	6	19	19	19	48	74	74	74	74	74	74	74	72
58	PLATT	21	6	74	74	58	48	19	58	58	72	72	72	72	72	74
72	BOND	22	58	58	58	48	58	58	19	72	58	58	19	19	20	20
48	THOLET	23	63	63	63	72	72	72	72	19	19	19	58	20	19	19
63	PALMER	24	72	48	48	63	63	63	63	63	63	20	20	58	63	63
27	MURPHY	25	48	72	72	27	20	20	20	20	20	63	63	63	58	58
10	OLIVER	26	27	27	27	20	27	27	27	27	27	27	27	27	27	27

BARC War of the Wolds

FanDrive Caterham Seven 270R Championship

RACE 13 - SECTOR ANALYSIS



SECTOR 1 = FL to I1, SECTOR 2 = I1 to I2, SECTOR 3 = I2 to FL, DIFF = Difference To Personal Best Lap, P = Crossed Finish Line in Pit Lane, D = Time Disallowed

P1 33		Brian THORNTON		Caterham Seven 270R			
IDEAL LAP TIME : 1:38.137		BEST LAP TIME : 1:38.505		DIFFERENCE : 0.368			
LAP	SECTOR 1	SECTOR 2	SECTOR 3	LAP TIME	MPH	DIFF	TIME OF DAY
1 -		31.601	39.449	1:45.815	74.40	7.310	11:54:48.186
2 -	28.192	31.428	39.181	1:38.801	79.68	0.296	11:56:26.987
3 -	28.179	31.234	39.547	1:38.960	79.55	0.455	11:58:05.947
4 -	27.877	31.495	39.577	1:38.949	79.56	0.444	11:59:44.896
5 -	28.714	31.524	39.648	1:39.886	78.82	1.381	12:01:24.782
6 -	28.080	31.094	39.360	1:38.534 (2)	79.90	0.029	12:03:03.316
7 -	27.903	31.244	39.730	1:38.877	79.62	0.372	12:04:42.193
8 -	27.862	31.224	39.647	1:38.733 (3)	79.74	0.228	12:06:20.926
9 -	27.940	31.308	39.645	1:38.893	79.61	0.388	12:07:59.819
10 -	27.956	31.388	39.400	1:38.744	79.73	0.239	12:09:38.563
11 -	27.912	31.100	39.493	1:38.505 (1)	79.92		12:11:17.068
12 -	28.324	31.648	39.959	1:39.931	78.78	1.426	12:12:56.999
13 -	28.101	31.506	39.947	1:39.554	79.08	1.049	12:14:36.553

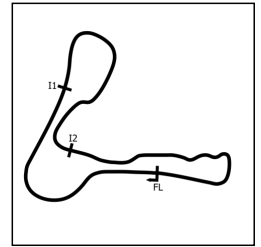
P2 18		Paul OGGELSBY		Caterham Seven 270R			
IDEAL LAP TIME : 1:38.482		BEST LAP TIME : 1:38.609		DIFFERENCE : 0.127			
LAP	SECTOR 1	SECTOR 2	SECTOR 3	LAP TIME	MPH	DIFF	TIME OF DAY
1 -		32.095	39.457	1:46.379	74.01	7.770	11:54:48.750
2 -	27.716	31.878	39.482	1:39.076	79.46	0.467	11:56:27.826
3 -	27.708	31.571	39.425	1:38.704 (2)	79.76	0.095	11:58:06.530
4 -	27.625	31.619	39.365	1:38.609 (1)	79.84		11:59:45.139
5 -	28.521	32.216	39.869	1:40.606	78.25	1.997	12:01:25.745
6 -	27.693	31.578	39.538	1:38.809 (3)	79.68	0.200	12:03:04.554
7 -	27.896	31.586	39.328	1:38.810	79.68	0.201	12:04:43.364
8 -	27.799	31.598	39.439	1:38.836	79.65	0.227	12:06:22.200
9 -	27.801	32.392	39.546	1:39.739	78.93	1.130	12:08:01.939
10 -	27.793	32.132	39.302	1:39.227	79.34	0.618	12:09:41.166
11 -	27.973	31.941	39.443	1:39.357	79.24	0.748	12:11:20.523
12 -	28.179	31.555	39.388	1:39.122	79.42	0.513	12:12:59.645
13 -	28.089	31.683	39.845	1:39.617	79.03	1.008	12:14:39.262

P3 24		Oliver WHITE		Caterham Seven 270R			
IDEAL LAP TIME : 1:38.242		BEST LAP TIME : 1:38.663		DIFFERENCE : 0.421			
LAP	SECTOR 1	SECTOR 2	SECTOR 3	LAP TIME	MPH	DIFF	TIME OF DAY
1 -		32.116	39.594	1:46.863	73.67	8.200	11:54:49.234
2 -	27.405	32.147	39.524	1:39.076	79.46	0.413	11:56:28.310
3 -	27.686	31.512	39.509	1:38.707 (2)	79.76	0.044	11:58:07.017
4 -	27.564	31.688	39.490	1:38.742 (3)	79.73	0.079	11:59:45.759
5 -	28.151	32.573	39.691	1:40.415	78.40	1.752	12:01:26.174
6 -	27.555	31.698	39.589	1:38.842	79.65	0.179	12:03:05.016
7 -	27.510	31.987	39.599	1:39.096	79.45	0.433	12:04:44.112
8 -	27.565	31.491	39.607	1:38.663 (1)	79.79		12:06:22.775
9 -	27.309	32.536	39.777	1:39.622	79.03	0.959	12:08:02.397
10 -	27.424	32.360	39.442	1:39.226	79.34	0.563	12:09:41.623
11 -	27.538	32.381	39.741	1:39.660	79.00	0.997	12:11:21.283
12 -	27.818	31.736	39.875	1:39.429	79.18	0.766	12:13:00.712
13 -	28.201	31.543	39.510	1:39.254	79.32	0.591	12:14:39.966

BARC War of the Wolds

FanDrive Caterham Seven 270R Championship

RACE 13 - SECTOR ANALYSIS



SECTOR 1 = FL to I1, SECTOR 2 = I1 to I2, SECTOR 3 = I2 to FL, DIFF = Difference To Personal Best Lap, P = Crossed Finish Line in Pit Lane, D = Time Disallowed

P4 28		Sebastian THOLET		Caterham Seven 270R			
IDEAL LAP TIME : 1:38.432		BEST LAP TIME : 1:38.432		DIFFERENCE : 0.000			
LAP	SECTOR 1	SECTOR 2	SECTOR 3	LAP TIME	MPH	DIFF	TIME OF DAY
1 -		32.290	39.459	1:47.126	73.49	8.694	11:54:49.497
2 -	27.470	34.920	39.800	1:42.190	77.04	3.758	11:56:31.687
3 -	28.095	32.106	39.397	1:39.598	79.04	1.166	11:58:11.285
4 -	28.167	32.558	39.727	1:40.452	78.37	2.020	11:59:51.737
5 -	27.793	33.543	39.844	1:41.180	77.81	2.748	12:01:32.917
6 -	27.976	31.886	39.358	1:39.220 (3)	79.35	0.788	12:03:12.137
7 -	27.641	32.036	39.536	1:39.213 (2)	79.35	0.781	12:04:51.350
8 -	27.457	31.676	39.299	1:38.432 (1)	79.98		12:06:29.782
9 -	28.173	32.174	39.354	1:39.701	78.96	1.269	12:08:09.483
10 -	28.186	31.851	39.455	1:39.492	79.13	1.060	12:09:48.975
11 -	28.211	31.864	39.830	1:39.905	78.80	1.473	12:11:28.880
12 -	28.070	32.130	39.530	1:39.730	78.94	1.298	12:13:08.610
13 -	28.299	31.776	39.750	1:39.825	78.87	1.393	12:14:48.435

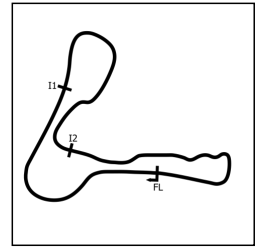
P5 42		Scott HELME		Caterham Seven 270R			
IDEAL LAP TIME : 1:38.225		BEST LAP TIME : 1:39.024		DIFFERENCE : 0.799			
LAP	SECTOR 1	SECTOR 2	SECTOR 3	LAP TIME	MPH	DIFF	TIME OF DAY
1 -		34.201	39.944	1:49.119	72.15	10.095	11:54:51.490
2 -	27.798	32.947	39.799	1:40.544	78.30	1.520	11:56:32.034
3 -	28.967	32.008	39.454	1:40.429	78.39	1.405	11:58:12.463
4 -	27.750	32.274	39.581	1:39.605	79.04	0.581	11:59:52.068
5 -	27.583	33.087	39.967	1:40.637	78.23	1.613	12:01:32.705
6 -	28.214	32.228	39.474	1:39.916	78.79	0.892	12:03:12.621
7 -	27.188	32.584	39.516	1:39.288 (3)	79.29	0.264	12:04:51.909
8 -	27.546	31.583	39.895	1:39.024 (1)	79.50		12:06:30.933
9 -	27.376	32.605	39.654	1:39.635	79.02	0.611	12:08:10.568
10 -	27.672	31.978	39.714	1:39.364	79.23	0.340	12:09:49.932
11 -	27.625	31.839	39.787	1:39.251 (2)	79.32	0.227	12:11:29.183
12 -	27.733	32.246	39.830	1:39.809	78.88	0.785	12:13:08.992
13 -	27.882	32.221	39.555	1:39.658	79.00	0.634	12:14:48.650

P6 37		Henry SPEEKS		Caterham Seven 270R			
IDEAL LAP TIME : 1:38.444		BEST LAP TIME : 1:39.277		DIFFERENCE : 0.833			
LAP	SECTOR 1	SECTOR 2	SECTOR 3	LAP TIME	MPH	DIFF	TIME OF DAY
1 -		33.335	40.293	1:49.590	71.84	10.313	11:54:51.961
2 -	27.450	32.052	39.927	1:39.429 (3)	79.18	0.152	11:56:31.390
3 -	28.067	31.798	39.672	1:39.537	79.09	0.260	11:58:10.927
4 -	28.422	31.714	39.879	1:40.015	78.72	0.738	11:59:50.942
5 -	28.424	32.832	39.739	1:40.995	77.95	1.718	12:01:31.937
6 -	28.287	31.598	39.526	1:39.411 (2)	79.19	0.134	12:03:11.348
7 -	27.982	31.522	39.773	1:39.277 (1)	79.30		12:04:50.625
8 -	28.199	32.061	39.634	1:39.894	78.81	0.617	12:06:30.519
9 -	27.597	32.313	39.589	1:39.499	79.12	0.222	12:08:10.018
10 -	28.364	32.264	39.659	1:40.287	78.50	1.010	12:09:50.305
11 -	27.396	32.185	39.935	1:39.516	79.11	0.239	12:11:29.821
12 -	27.539	32.081	40.098	1:39.718	78.95	0.441	12:13:09.539
13 -	27.513	32.318	39.944	1:39.775	78.90	0.498	12:14:49.314

BARC War of the Wolds

FanDrive Caterham Seven 270R Championship

RACE 13 - SECTOR ANALYSIS



SECTOR 1 = FL to I1, SECTOR 2 = I1 to I2, SECTOR 3 = I2 to FL, DIFF = Difference To Personal Best Lap, P = Crossed Finish Line in Pit Lane, D = Time Disallowed

P7 12		Alastair MORTON		Caterham Seven 270R			
IDEAL LAP TIME : 1:38.557		BEST LAP TIME : 1:38.810		DIFFERENCE : 0.253			
LAP	SECTOR 1	SECTOR 2	SECTOR 3	LAP TIME	MPH	DIFF	TIME OF DAY
1 -		33.766	40.504	1:50.100	71.50	11.290	11:54:52.471
2 -	27.443	32.600	40.115	1:40.158	78.60	1.348	11:56:32.629
3 -	28.565	32.131	39.718	1:40.414	78.40	1.604	11:58:13.043
4 -	27.581	32.106	39.841	1:39.528	79.10	0.718	11:59:52.571
5 -	27.614	33.158	40.177	1:40.949	77.99	2.139	12:01:33.520
6 -	27.597	32.308	39.619	1:39.524	79.10	0.714	12:03:13.044
7 -	27.457	32.036	39.987	1:39.480 (3)	79.14	0.670	12:04:52.524
8 -	27.341	31.622	39.847	1:38.810 (1)	79.68		12:06:31.334
9 -	27.402	32.672	39.754	1:39.828	78.86	1.018	12:08:11.162
10 -	27.332	33.049	39.603	1:39.984	78.74	1.174	12:09:51.146
11 -	27.455	31.635	39.994	1:39.084 (2)	79.45	0.274	12:11:30.230
12 -	27.353	32.178	40.168	1:39.699	78.96	0.889	12:13:09.929
13 -	27.472	32.309	39.927	1:39.708	78.96	0.898	12:14:49.637

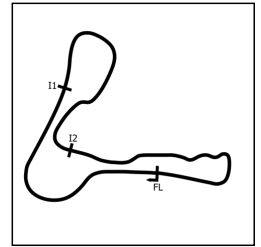
P8 99		Andrew DAVISON		Caterham Seven 270R			
IDEAL LAP TIME : 1:38.294		BEST LAP TIME : 1:38.892		DIFFERENCE : 0.598			
LAP	SECTOR 1	SECTOR 2	SECTOR 3	LAP TIME	MPH	DIFF	TIME OF DAY
1 -		33.814	40.662	1:50.910	70.98	12.018	11:54:53.281
2 -	27.356	32.649	39.982	1:39.987	78.74	1.095	11:56:33.268
3 -	28.455	32.459	39.731	1:40.645	78.22	1.753	11:58:13.913
4 -	27.522	32.016	39.932	1:39.470	79.15	0.578	11:59:53.383
5 -	27.268	33.387	39.993	1:40.648	78.22	1.756	12:01:34.031
6 -	27.838	32.259	39.701	1:39.798	78.89	0.906	12:03:13.829
7 -	27.344	31.955	39.968	1:39.267	79.31	0.375	12:04:53.096
8 -	27.281	31.940	39.741	1:38.962 (2)	79.55	0.070	12:06:32.058
9 -	27.272	32.594	39.799	1:39.665	78.99	0.773	12:08:11.723
10 -	27.139	34.267	39.945	1:41.351	77.68	2.459	12:09:53.074
11 -	27.731	31.502	39.757	1:38.990 (3)	79.53	0.098	12:11:32.064
12 -	27.933	32.406	39.835	1:40.174	78.59	1.282	12:13:12.238
13 -	27.598	31.641	39.653	1:38.892 (1)	79.61		12:14:51.130

P9 3		Bruno van DYKE		Caterham Seven 270R			
IDEAL LAP TIME : 1:38.065		BEST LAP TIME : 1:38.492		DIFFERENCE : 0.427			
LAP	SECTOR 1	SECTOR 2	SECTOR 3	LAP TIME	MPH	DIFF	TIME OF DAY
1 -		32.590	39.210	1:47.454	73.26	8.962	11:54:49.825
2 -	27.248	34.286	39.449	1:40.983	77.96	2.491	11:56:30.808
3 -	33.899	32.158	39.884	1:45.941	74.31	7.449	11:58:16.749
4 -	27.248	31.856	39.388	1:38.492 (1)	79.93		11:59:55.241
5 -	27.697	31.739	40.368	1:39.804	78.88	1.312	12:01:35.045
6 -	27.489	31.908	39.862	1:39.259 (3)	79.31	0.767	12:03:14.304
7 -	27.217	31.851	40.232	1:39.300	79.28	0.808	12:04:53.604
8 -	27.464	31.638	39.946	1:39.048 (2)	79.48	0.556	12:06:32.652
9 -	27.436	31.983	40.262	1:39.681	78.98	1.189	12:08:12.333
10 -	27.535	32.840	39.866	1:40.241	78.54	1.749	12:09:52.574
11 -	27.700	31.781	39.793	1:39.274	79.30	0.782	12:11:31.848
12 -	28.269	31.945	39.899	1:40.113	78.64	1.621	12:13:11.961
13 -	27.942	32.099	39.741	1:39.782	78.90	1.290	12:14:51.743

BARC War of the Wolds

FanDrive Caterham Seven 270R Championship

RACE 13 - SECTOR ANALYSIS



SECTOR 1 = FL to I1, SECTOR 2 = I1 to I2, SECTOR 3 = I2 to FL, DIFF = Difference To Personal Best Lap, P = Crossed Finish Line in Pit Lane, D = Time Disallowed

P10 86		Craig EVANS		Caterham Seven 270R			
IDEAL LAP TIME : 1:38.356		BEST LAP TIME : 1:38.943		DIFFERENCE : 0.587			
LAP	SECTOR 1	SECTOR 2	SECTOR 3	LAP TIME	MPH	DIFF	TIME OF DAY
1 -		33.389	40.090	1:50.447	71.28	11.504	11:54:52.818
2 -	27.307	32.727	40.204	1:40.238	78.54	1.295	11:56:33.056
3 -	28.664	31.831	39.785	1:40.280	78.51	1.337	11:58:13.336
4 -	27.378	32.255	39.977	1:39.610	79.04	0.667	11:59:52.946
5 -	27.358	33.323	40.224	1:40.905	78.02	1.962	12:01:33.851
6 -	27.820	31.950	39.743	1:39.513	79.11	0.570	12:03:13.364
7 -	27.343	32.101	40.021	1:39.465 (3)	79.15	0.522	12:04:52.829
8 -	27.338	31.534	40.071	1:38.943 (1)	79.57		12:06:31.772
9 -	27.189	32.522	39.949	1:39.660	79.00	0.717	12:08:11.432
10 -	27.316	33.958	39.633	1:40.907	78.02	1.964	12:09:52.339
11 -	28.664	31.626	40.112	1:40.402	78.41	1.459	12:11:32.741
12 -	27.696	32.097	40.256	1:40.049	78.69	1.106	12:13:12.790
13 -	27.508	31.819	39.915	1:39.242 (2)	79.33	0.299	12:14:52.032

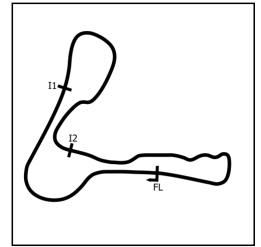
P11 10		Aaron OLIVER		Caterham Seven 270R			
IDEAL LAP TIME : 1:38.443		BEST LAP TIME : 1:39.338		DIFFERENCE : 0.895			
LAP	SECTOR 1	SECTOR 2	SECTOR 3	LAP TIME	MPH	DIFF	TIME OF DAY
1 -		34.131	40.880	1:54.006	69.05	14.668	11:54:56.377
2 -	27.420	33.126	40.742	1:41.288	77.73	1.950	11:56:37.665
3 -	28.440	32.357	39.939	1:40.736	78.15	1.398	11:58:18.401
4 -	27.411	32.415	41.461	1:41.287	77.73	1.949	11:59:59.688
5 -	28.113	32.619	40.420	1:41.152	77.83	1.814	12:01:40.840
6 -	28.006	32.461	39.902	1:40.369	78.44	1.031	12:03:21.209
7 -	28.256	32.516	39.653	1:40.425	78.39	1.087	12:05:01.634
8 -	28.323	31.854	39.512	1:39.689 (3)	78.97	0.351	12:06:41.323
9 -	28.149	32.083	39.396	1:39.628 (2)	79.02	0.290	12:08:20.951
10 -	28.081	32.070	39.621	1:39.772	78.91	0.434	12:10:00.723
11 -	28.108	33.005	40.715	1:41.828	77.31	2.490	12:11:42.551
12 -	28.204	31.636	39.498	1:39.338 (1)	79.25		12:13:21.889
13 -	27.954	32.055	39.953	1:39.962	78.76	0.624	12:15:01.851

P12 21		Jasmine SHAW		Caterham Seven 270R			
IDEAL LAP TIME : 1:38.724		BEST LAP TIME : 1:39.473		DIFFERENCE : 0.749			
LAP	SECTOR 1	SECTOR 2	SECTOR 3	LAP TIME	MPH	DIFF	TIME OF DAY
1 -		33.981	41.098	1:52.218	70.15	12.745	11:54:54.589
2 -	27.867	32.834	42.989	1:43.690	75.93	4.217	11:56:38.279
3 -	28.208	32.832	40.294	1:41.334	77.69	1.861	11:58:19.613
4 -	27.384	31.836	42.016	1:41.236	77.77	1.763	12:00:00.849
5 -	27.398	32.650	40.726	1:40.774	78.12	1.301	12:01:41.623
6 -	27.628	32.391	40.336	1:40.355	78.45	0.882	12:03:21.978
7 -	27.660	32.591	39.873	1:40.124	78.63	0.651	12:05:02.102
8 -	28.024	32.135	39.881	1:40.040	78.70	0.567	12:06:42.142
9 -	27.592	32.118	39.763	1:39.473 (1)	79.14		12:08:21.615
10 -	27.633	32.079	39.858	1:39.570 (3)	79.07	0.097	12:10:01.185
11 -	27.676	33.239	40.503	1:41.418	77.63	1.945	12:11:42.603
12 -	28.218	31.713	39.627	1:39.558 (2)	79.08	0.085	12:13:22.161
13 -	27.718	32.214	41.622	1:41.554	77.52	2.081	12:15:03.715

BARC War of the Wolds

FanDrive Caterham Seven 270R Championship

RACE 13 - SECTOR ANALYSIS



SECTOR 1 = FL to I1, SECTOR 2 = I1 to I2, SECTOR 3 = I2 to FL, DIFF = Difference To Personal Best Lap, P = Crossed Finish Line in Pit Lane, D = Time Disallowed

P13 88		Luciano CARUSO		Caterham Seven 270R			
IDEAL LAP TIME : 1:38.076		BEST LAP TIME : 1:38.514		DIFFERENCE : 0.438			
LAP	SECTOR 1	SECTOR 2	SECTOR 3	LAP TIME	MPH	DIFF	TIME OF DAY
1 -		33.496	39.564	1:48.158	72.79	9.644	11:54:50.529
2 -	27.824	32.477	39.647	1:39.948	78.77	1.434	11:56:30.477
3 -	29.019	32.485	39.819	1:41.323	77.70	2.809	11:58:11.800
4 -	27.726	32.281	39.359	1:39.366	79.23	0.852	11:59:51.166
5 -	28.232	33.546	42.851	1:44.629	75.24	6.115	12:01:35.795
6 -	27.533	32.934	39.323	1:39.790	78.89	1.276	12:03:15.585
7 -	27.778	31.575	39.383	1:38.736 (2)	79.73	0.222	12:04:54.321
8 -	27.545	31.625	39.344	1:38.514 (1)	79.91		12:06:32.835
9 -	27.423	45.268	40.021	1:52.712	69.85	14.198	12:08:25.547
10 -	28.112	31.872	39.785	1:39.769	78.91	1.255	12:10:05.316
11 -	28.378	31.954	39.757	1:40.089	78.66	1.575	12:11:45.405
12 -	27.780	31.330	39.719	1:38.829 (3)	79.66	0.315	12:13:24.234
13 -	27.880	31.871	39.943	1:39.694	78.97	1.180	12:15:03.928

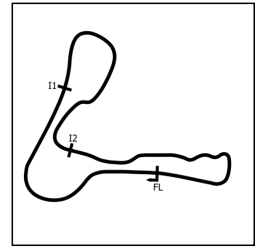
P14 23		Gary CROSS		Caterham Seven 270R			
IDEAL LAP TIME : 1:39.219		BEST LAP TIME : 1:39.924		DIFFERENCE : 0.705			
LAP	SECTOR 1	SECTOR 2	SECTOR 3	LAP TIME	MPH	DIFF	TIME OF DAY
1 -		34.613	41.152	1:53.726	69.22	13.802	11:54:56.097
2 -	27.463	32.903	40.785	1:41.151	77.83	1.227	11:56:37.248
3 -	28.862	32.925	39.943	1:41.730	77.39	1.806	11:58:18.978
4 -	27.600	32.056	41.638	1:41.294	77.72	1.370	12:00:00.272
5 -	27.686	32.751	40.707	1:41.144	77.84	1.220	12:01:41.416
6 -	27.761	32.844	40.394	1:40.999	77.95	1.075	12:03:22.415
7 -	27.469	33.093	40.415	1:40.977	77.97	1.053	12:05:03.392
8 -	28.291	31.942	43.283	1:43.516	76.05	3.592	12:06:46.908
9 -	28.101	32.575	40.244	1:40.920	78.01	0.996	12:08:27.828
10 -	28.603	32.087	40.112	1:40.802 (3)	78.10	0.878	12:10:08.630
11 -	28.580	32.065	40.171	1:40.816	78.09	0.892	12:11:49.446
12 -	28.168	31.816	39.940	1:39.924 (1)	78.79		12:13:29.370
13 -	28.352	31.999	39.951	1:40.302 (2)	78.49	0.378	12:15:09.672

P15 31		Andrew BAILEY		Caterham Seven 270R			
IDEAL LAP TIME : 1:39.291		BEST LAP TIME : 1:40.130		DIFFERENCE : 0.839			
LAP	SECTOR 1	SECTOR 2	SECTOR 3	LAP TIME	MPH	DIFF	TIME OF DAY
1 -		34.530	40.858	1:52.907	69.73	12.777	11:54:55.278
2 -	27.498	33.091	40.890	1:41.479	77.58	1.349	11:56:36.757
3 -	29.068	32.004	40.322	1:41.394	77.64	1.264	11:58:18.151
4 -	27.362	31.907	42.287	1:41.556	77.52	1.426	11:59:59.707
5 -	28.031	32.446	40.579	1:41.056	77.90	0.926	12:01:40.763
6 -	28.039	32.285	40.670	1:40.994	77.95	0.864	12:03:21.757
7 -	27.793	33.111	40.531	1:41.435	77.61	1.305	12:05:03.192
8 -	28.750	32.229	41.165	1:42.144	77.07	2.014	12:06:45.336
9 -	28.386	33.335	40.566	1:42.287	76.97	2.157	12:08:27.623
10 -	28.872	32.778	40.332	1:41.982	77.20	1.852	12:10:09.605
11 -	28.162	32.071	40.187	1:40.420 (3)	78.40	0.290	12:11:50.025
12 -	27.763	32.203	40.316	1:40.282 (2)	78.51	0.152	12:13:30.307
13 -	27.813	32.295	40.022	1:40.130 (1)	78.62		12:15:10.437

BARC War of the Wolds

FanDrive Caterham Seven 270R Championship

RACE 13 - SECTOR ANALYSIS



SECTOR 1 = FL to I1, SECTOR 2 = I1 to I2, SECTOR 3 = I2 to FL, DIFF = Difference To Personal Best Lap, P = Crossed Finish Line in Pit Lane, D = Time Disallowed

P16 6		Eduardo PONTES		Caterham Seven 270R			
IDEAL LAP TIME : 1:39.312		BEST LAP TIME : 1:40.234		DIFFERENCE : 0.922			
LAP	SECTOR 1	SECTOR 2	SECTOR 3	LAP TIME	MPH	DIFF	TIME OF DAY
1 -		35.397	41.237	1:55.937	67.90	15.703	11:54:58.308
2 -	28.120	32.607	40.838	1:41.565	77.51	1.331	11:56:39.873
3 -	28.529	32.766	39.981	1:41.276	77.74	1.042	11:58:21.149
4 -	27.889	31.638	41.408	1:40.935	78.00	0.701	12:00:02.084
5 -	27.782	32.419	40.053	1:40.254 (2)	78.53	0.020	12:01:42.338
6 -	27.693	32.323	40.839	1:40.855	78.06	0.621	12:03:23.193
7 -	27.837	32.189	40.421	1:40.447	78.38	0.213	12:05:03.640
8 -	28.480	32.464	40.966	1:41.910	77.25	1.676	12:06:45.550
9 -	28.206	33.151	41.363	1:42.720	76.64	2.486	12:08:28.270
10 -	28.359	32.768	40.563	1:41.690	77.42	1.456	12:10:09.960
11 -	27.894	32.291	40.082	1:40.267 (3)	78.52	0.033	12:11:50.227
12 -	27.994	32.336	39.992	1:40.322	78.47	0.088	12:13:30.549
13 -	27.932	32.214	40.088	1:40.234 (1)	78.54		12:15:10.783

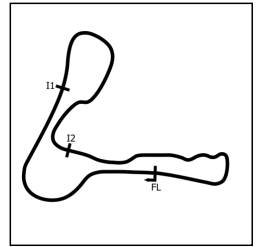
P17 15		Shane FORSTER		Caterham Seven 270R			
IDEAL LAP TIME : 1:39.258		BEST LAP TIME : 1:39.848		DIFFERENCE : 0.590			
LAP	SECTOR 1	SECTOR 2	SECTOR 3	LAP TIME	MPH	DIFF	TIME OF DAY
1 -		34.471	40.628	1:52.443	70.01	12.595	11:54:54.814
2 -	27.846	32.473	40.696	1:41.015	77.94	1.167	11:56:35.829
3 -	28.575	32.289	39.685	1:40.549 (3)	78.30	0.701	11:58:16.378
4 -	27.605	32.549	45.302	1:45.456	74.65	5.608	12:00:01.834
5 -	27.921	33.301	40.934	1:42.156	77.07	2.308	12:01:43.990
6 -	28.751	33.116	40.049	1:41.916	77.25	2.068	12:03:25.906
7 -	27.985	32.680	40.461	1:41.126	77.85	1.278	12:05:07.032
8 -	27.980	32.761	40.383	1:41.124	77.85	1.276	12:06:48.156
9 -	28.480	33.573	40.114	1:42.167	77.06	2.319	12:08:30.323
10 -	27.985	32.534	39.905	1:40.424 (2)	78.39	0.576	12:10:10.747
11 -	27.883	31.968	39.997	1:39.848 (1)	78.85		12:11:50.595
12 -	27.732	32.623	40.862	1:41.217	77.78	1.369	12:13:31.812
13 -	28.549	32.406	41.049	1:42.004	77.18	2.156	12:15:13.816

P18 48		Ryan THOLET		Caterham Seven 270R			
IDEAL LAP TIME : 1:39.745		BEST LAP TIME : 1:40.337		DIFFERENCE : 0.592			
LAP	SECTOR 1	SECTOR 2	SECTOR 3	LAP TIME	MPH	DIFF	TIME OF DAY
1 -		36.478	42.185	1:58.272	66.56	17.935	11:55:00.643
2 -	28.166	33.518	41.633	1:43.317	76.20	2.980	11:56:43.960
3 -	28.166	33.192	40.645	1:42.003	77.18	1.666	11:58:25.963
4 -	28.160	32.344	40.035	1:40.539 (2)	78.30	0.202	12:00:06.502
5 -	28.029	32.210	40.098	1:40.337 (1)	78.46		12:01:46.839
6 -	27.896	33.101	40.102	1:41.099	77.87	0.762	12:03:27.938
7 -	28.572	32.292	39.988	1:40.852	78.06	0.515	12:05:08.790
8 -	28.513	32.147	40.023	1:40.683 (3)	78.19	0.346	12:06:49.473
9 -	28.156	32.741	40.301	1:41.198	77.79	0.861	12:08:30.671
10 -	28.246	32.839	40.346	1:41.431	77.62	1.094	12:10:12.102
11 -	28.481	32.754	40.268	1:41.503	77.56	1.166	12:11:53.605
12 -	28.621	32.818	39.702	1:41.141	77.84	0.804	12:13:34.746
13 -	28.757	32.500	39.839	1:41.096	77.87	0.759	12:15:15.842

BARC War of the Wolds

FanDrive Caterham Seven 270R Championship

RACE 13 - SECTOR ANALYSIS



SECTOR 1 = FL to I1, SECTOR 2 = I1 to I2, SECTOR 3 = I2 to FL, DIFF = Difference To Personal Best Lap, P = Crossed Finish Line in Pit Lane, D = Time Disallowed

P19 38		Jimmy WAI		Caterham Seven 270R			
IDEAL LAP TIME : 1:39.686		BEST LAP TIME : 1:40.711		DIFFERENCE : 1.025			
LAP	SECTOR 1	SECTOR 2	SECTOR 3	LAP TIME	MPH	DIFF	TIME OF DAY
1 -		34.446	41.104	1:53.363	69.45	12.652	11:54:55.734
2 -	27.797	32.759	40.771	1:41.327	77.70	0.616	11:56:37.061
3 -	28.486	32.093	40.132	1:40.711 (1)	78.17		11:58:17.772
4 -	27.704	32.540	44.468	1:44.712	75.18	4.001	12:00:02.484
5 -	28.084	32.827	40.841	1:41.752	77.37	1.041	12:01:44.236
6 -	28.556	32.643	39.974	1:41.173	77.81	0.462	12:03:25.409
7 -	28.368	32.265	40.521	1:41.154	77.83	0.443	12:05:06.563
8 -	28.339	32.440	40.621	1:41.400	77.64	0.689	12:06:47.963
9 -	28.547	33.427	40.191	1:42.165	77.06	1.454	12:08:30.128
10 -	28.271	33.559	40.488	1:42.318	76.94	1.607	12:10:12.446
11 -	28.070	32.622	40.270	1:40.962 (2)	77.98	0.251	12:11:53.408
12 -	28.708	32.546	39.889	1:41.143 (3)	77.84	0.432	12:13:34.551
13 -	28.941	32.937	40.328	1:42.206	77.03	1.495	12:15:16.757

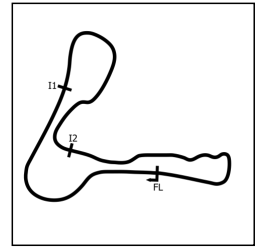
P20 72		Christian BOND		Caterham Seven 270R			
IDEAL LAP TIME : 1:39.753		BEST LAP TIME : 1:40.054		DIFFERENCE : 0.301			
LAP	SECTOR 1	SECTOR 2	SECTOR 3	LAP TIME	MPH	DIFF	TIME OF DAY
1 -		36.069	42.063	1:58.001	66.72	17.947	11:55:00.372
2 -	28.378	34.038	41.366	1:43.782	75.86	3.728	11:56:44.154
3 -	28.742	32.816	40.475	1:42.033	77.16	1.979	11:58:26.187
4 -	28.332	32.884	41.381	1:42.597	76.73	2.543	12:00:08.784
5 -	28.319	32.326	40.298	1:40.943	77.99	0.889	12:01:49.727
6 -	28.313	32.374	40.341	1:41.028	77.93	0.974	12:03:30.755
7 -	28.378	34.438	40.765	1:43.581	76.01	3.527	12:05:14.336
8 -	28.552	32.857	40.762	1:42.171	77.05	2.117	12:06:56.507
9 -	28.141	32.205	39.746	1:40.092 (2)	78.65	0.038	12:08:36.599
10 -	28.317	32.219	40.271	1:40.807 (3)	78.10	0.753	12:10:17.406
11 -	28.344	32.350	40.155	1:40.849	78.06	0.795	12:11:58.255
12 -	27.875	33.235	40.634	1:41.744	77.38	1.690	12:13:39.999
13 -	28.015	32.132	39.907	1:40.054 (1)	78.68		12:15:20.053

P21 74		Charles CHAPMAN		Caterham Seven 270R			
IDEAL LAP TIME : 1:40.781		BEST LAP TIME : 1:41.262		DIFFERENCE : 0.481			
LAP	SECTOR 1	SECTOR 2	SECTOR 3	LAP TIME	MPH	DIFF	TIME OF DAY
1 -		35.534	41.056	1:55.621	68.09	14.359	11:54:57.992
2 -	28.343	33.653	40.960	1:42.956	76.47	1.694	11:56:40.948
3 -	28.555	32.979	40.456	1:41.990	77.19	0.728	11:58:22.938
4 -	27.856	32.622	40.784	1:41.262 (1)	77.75		12:00:04.200
5 -	28.074	32.712	40.964	1:41.750 (2)	77.37	0.488	12:01:45.950
6 -	28.550	32.679	40.564	1:41.793	77.34	0.531	12:03:27.743
7 -	29.219	32.753	40.346	1:42.318	76.94	1.056	12:05:10.061
8 -	28.569	32.709	40.488	1:41.766 (3)	77.36	0.504	12:06:51.827
9 -	28.697	32.631	40.743	1:42.071	77.13	0.809	12:08:33.898
10 -	28.516	32.822	40.478	1:41.816	77.32	0.554	12:10:15.714
11 -	28.669	32.639	40.666	1:41.974	77.20	0.712	12:11:57.688
12 -	28.371	33.104	40.647	1:42.122	77.09	0.860	12:13:39.810
13 -	28.528	32.579	40.947	1:42.054	77.14	0.792	12:15:21.864

BARC War of the Wolds

FanDrive Caterham Seven 270R Championship

RACE 13 - SECTOR ANALYSIS



SECTOR 1 = FL to I1, SECTOR 2 = I1 to I2, SECTOR 3 = I2 to FL, DIFF = Difference To Personal Best Lap, P = Crossed Finish Line in Pit Lane, D = Time Disallowed

P22 20		Steve LORRIMAN		Caterham Seven 270R			
IDEAL LAP TIME : 1:39.831		BEST LAP TIME : 1:40.592		DIFFERENCE : 0.761			
LAP	SECTOR 1	SECTOR 2	SECTOR 3	LAP TIME	MPH	DIFF	TIME OF DAY
1 -		33.423	40.897	1:51.584	70.55	10.992	11:54:53.955
2 -	27.781	32.269	40.733	1:40.783 (3)	78.12	0.191	11:56:34.738
3 -	28.713	32.360	40.103	1:41.176	77.81	0.584	11:58:15.914
4 -	28.116	32.802	57.223	1:58.141	66.64	17.549	12:00:14.055
5 -	28.487	32.447	40.238	1:41.172	77.81	0.580	12:01:55.227
6 -	28.907	32.619	40.750	1:42.276	76.97	1.684	12:03:37.503
7 -	28.482	32.593	40.458	1:41.533	77.54	0.941	12:05:19.036
8 -	28.251	31.947	40.394	1:40.592 (1)	78.26		12:06:59.628
9 -	28.614	32.733	40.807	1:42.154	77.07	1.562	12:08:41.782
10 -	28.270	32.528	40.963	1:41.761	77.36	1.169	12:10:23.543
11 -	28.721	33.765	41.302	1:43.788	75.85	3.196	12:12:07.331
12 -	28.054	32.367	41.004	1:41.425	77.62	0.833	12:13:48.756
13 -	27.964	32.222	40.540	1:40.726 (2)	78.16	0.134	12:15:29.482

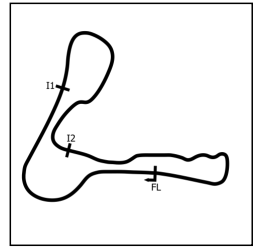
P23 19		Chris MORLING		Caterham Seven 270R			
IDEAL LAP TIME : 1:41.187		BEST LAP TIME : 1:41.541		DIFFERENCE : 0.354			
LAP	SECTOR 1	SECTOR 2	SECTOR 3	LAP TIME	MPH	DIFF	TIME OF DAY
1 -		34.751	41.031	1:54.634	68.68	13.093	11:54:57.005
2 -	28.435	32.772	41.204	1:42.411	76.87	0.870	11:56:39.416
3 -	28.943	33.146	40.694	1:42.783	76.60	1.242	11:58:22.199
4 -	28.466	33.044	41.288	1:42.798	76.58	1.257	12:00:04.997
5 -	28.191	32.415	40.935	1:41.541 (1)	77.53		12:01:46.538
6 -	28.139	33.335	41.685	1:43.159	76.32	1.618	12:03:29.697
7 -	29.227	34.195	41.024	1:44.446	75.38	2.905	12:05:14.143
8 -	29.450	32.771	41.048	1:43.269	76.23	1.728	12:06:57.412
9 -	28.513	32.563	41.042	1:42.118 (3)	77.09	0.577	12:08:39.530
10 -	29.140	33.357	41.205	1:43.702	75.92	2.161	12:10:23.232
11 -	28.890	33.185	40.954	1:43.029	76.41	1.488	12:12:06.261
12 -	28.649	32.354	40.770	1:41.773 (2)	77.36	0.232	12:13:48.034
13 -	28.748	32.884	41.171	1:42.803	76.58	1.262	12:15:30.837

P24 63		Andrew PALMER		Caterham Seven 270R			
IDEAL LAP TIME : 1:40.958		BEST LAP TIME : 1:41.654		DIFFERENCE : 0.696			
LAP	SECTOR 1	SECTOR 2	SECTOR 3	LAP TIME	MPH	DIFF	TIME OF DAY
1 -		35.461	42.258	1:57.750	66.86	16.096	11:55:00.121
2 -	28.488	33.339	41.604	1:43.431	76.12	1.777	11:56:43.552
3 -	28.512	32.885	40.796	1:42.193	77.04	0.539	11:58:25.745
4 -	28.329	32.802	42.438	1:43.569	76.01	1.915	12:00:09.314
5 -	28.190	32.724	40.775	1:41.689 (2)	77.42	0.035	12:01:51.003
6 -	28.113	32.723	40.878	1:41.714 (3)	77.40	0.060	12:03:32.717
7 -	28.427	32.951	41.571	1:42.949	76.47	1.295	12:05:15.666
8 -	28.265	32.992	41.605	1:42.862	76.54	1.208	12:06:58.528
9 -	29.076	32.919	41.097	1:43.092	76.37	1.438	12:08:41.620
10 -	28.397	32.898	41.283	1:42.578	76.75	0.924	12:10:24.198
11 -	29.385	32.889	41.682	1:43.956	75.73	2.302	12:12:08.154
12 -	27.771	33.933	40.530	1:42.234	77.01	0.580	12:13:50.388
13 -	28.409	32.657	40.588	1:41.654 (1)	77.45		12:15:32.042

BARC War of the Wolds

FanDrive Caterham Seven 270R Championship

RACE 13 - SECTOR ANALYSIS



SECTOR 1 = FL to I1, SECTOR 2 = I1 to I2, SECTOR 3 = I2 to FL, DIFF = Difference To Personal Best Lap, P = Crossed Finish Line in Pit Lane, D = Time Disallowed

P25 58		James PLATT		Caterham Seven 270R			
IDEAL LAP TIME : 1:40.642		BEST LAP TIME : 1:41.713		DIFFERENCE : 1.071			
LAP	SECTOR 1	SECTOR 2	SECTOR 3	LAP TIME	MPH	DIFF	TIME OF DAY
1 -		35.406	41.453	1:56.402	67.63	14.689	11:54:58.773
2 -	27.926	33.561	41.042	1:42.529	76.78	0.816	11:56:41.302
3 -	28.330	33.071	41.047	1:42.448	76.85	0.735	11:58:23.750
4 -	28.419	32.269	41.025	1:41.713 (1)	77.40		12:00:05.463
5 -	28.929	32.902	40.447	1:42.278 (3)	76.97	0.565	12:01:47.741
6 -	28.020	32.643	41.502	1:42.165 (2)	77.06	0.452	12:03:29.906
7 -	28.952	33.866	41.073	1:43.891	75.78	2.178	12:05:13.797
8 -	29.050	32.717	40.861	1:42.628	76.71	0.915	12:06:56.425
9 -	28.507	32.416	42.124	1:43.047	76.40	1.334	12:08:39.472
10 -	29.312	32.940	41.423	1:43.675	75.94	1.962	12:10:23.147
11 -	28.975	33.688	41.369	1:44.032	75.68	2.319	12:12:07.179
12 -	28.613	33.294	40.903	1:42.810	76.58	1.097	12:13:49.989
13 -	29.005	32.806	42.081	1:43.892	75.78	2.179	12:15:33.881

P26 27		Sean MURPHY		Caterham Seven 270R			
IDEAL LAP TIME :		BEST LAP TIME : 1:43.491		DIFFERENCE :			
LAP	SECTOR 1	SECTOR 2	SECTOR 3	LAP TIME	MPH	DIFF	TIME OF DAY
1 -				1:59.780	65.73	16.289	11:55:02.151
2 -				1:43.491 (1)	76.07		11:56:45.642
3 -				1:43.941 (3)	75.74	0.450	11:58:29.583
4 -				1:44.238	75.53	0.747	12:00:13.821
5 -				1:43.595 (2)	75.99	0.104	12:01:57.416
6 -				1:44.420	75.39	0.929	12:03:41.836
7 -				1:44.600	75.26	1.109	12:05:26.436
8 -				1:45.036	74.95	1.545	12:07:11.472
9 -				1:45.078	74.92	1.587	12:08:56.550
10 -				1:44.354	75.44	0.863	12:10:40.904
11 -				1:44.520	75.32	1.029	12:12:25.424
12 -				1:44.267	75.50	0.776	12:14:09.691
13 -				1:44.767	75.14	1.276	12:15:54.458

BARC War of the Wolds

FanDrive Caterham Seven 270R Championship

RACE 13 - BEST SECTORS

SECTOR 1			SECTOR 2		SECTOR 3		IDEAL / BEST COMPARISON						
POS	NO	TIME	NO	TIME	NO	TIME	POS	NO	NAME	IDEAL	BEST	DIFF	
										PERFECT LAP	1:37.414		
1	99	27.139	33	31.094	33	39.181	1	3	van DYKE	1:38.065	1:38.492	0.427	
2	42	27.188	88	31.330	3	39.210	2	88	CARUSO	1:38.076	1:38.514	0.438	
3	86	27.189	24	31.491	28	39.299	3	33	THORNTON	1:38.137	1:38.505	0.368	
4	3	27.217	99	31.502	18	39.302	4	42	HELME	1:38.225	1:39.024	0.799	
5	24	27.309	37	31.522	88	39.323	5	24	WHITE	1:38.242	1:38.663	0.421	
6	12	27.332	86	31.534	10	39.396	6	99	DAVISON	1:38.294	1:38.892	0.598	
7	31	27.362	18	31.555	24	39.442	7	86	EVANS	1:38.356	1:38.943	0.587	
8	21	27.384	42	31.583	42	39.454	8	28	THOLET	1:38.432	1:38.432	0.000	
9	37	27.396	12	31.622	37	39.526	9	10	OLIVER	1:38.443	1:39.338	0.895	
10	10	27.411	10	31.636	12	39.603	10	37	SPEEKS	1:38.444	1:39.277	0.833	
11	88	27.423	3	31.638	21	39.627	11	18	OGGELSBY	1:38.482	1:38.609	0.127	
12	28	27.457	6	31.638	86	39.633	12	12	MORTON	1:38.557	1:38.810	0.253	
13	23	27.463	28	31.676	99	39.653	13	21	SHAW	1:38.724	1:39.473	0.749	
14	15	27.605	21	31.713	15	39.685	14	23	CROSS	1:39.219	1:39.924	0.705	
15	18	27.625	23	31.816	48	39.702	15	15	FORSTER	1:39.258	1:39.848	0.590	
16	6	27.693	31	31.907	72	39.746	16	31	BAILEY	1:39.291	1:40.130	0.839	
17	38	27.704	20	31.947	38	39.889	17	6	PONTES	1:39.312	1:40.234	0.922	
18	63	27.771	15	31.968	23	39.940	18	38	WAI	1:39.686	1:40.711	1.025	
19	20	27.781	38	32.093	6	39.981	19	48	THOLET	1:39.745	1:40.337	0.592	
20	74	27.856	72	32.132	31	40.022	20	72	BOND	1:39.753	1:40.054	0.301	
21	33	27.862	48	32.147	20	40.103	21	20	LORRIMAN	1:39.831	1:40.592	0.761	
22	72	27.875	58	32.269	74	40.346	22	58	PLATT	1:40.642	1:41.713	1.071	
23	48	27.896	19	32.354	58	40.447	23	74	CHAPMAN	1:40.781	1:41.262	0.481	
24	58	27.926	74	32.579	63	40.530	24	63	PALMER	1:40.958	1:41.654	0.696	
25	19	28.139	63	32.657	19	40.694	25	19	MORLING	1:41.187	1:41.541	0.354	
26							26	27	MURPHY		1:43.491		

BARC War of the Wolds

FanDrive Caterham Seven 270R Championship

RACE 21 - GRID (20 minutes)

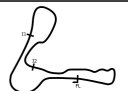
ROW 13	26	27 Sean MURPHY	25	58 James PLATT
ROW 12	24	63 Andrew PALMER	23	19 Chris MORLING
ROW 11	22	20 Steve LORRIMAN	21	74 Charles CHAPMAN
ROW 10	20	72 Christian BOND	19	38 Jimmy WAI
ROW 9	18	48 Ryan THOLET	17	15 Shane FORSTER
ROW 8	16	6 Eduardo PONTES	15	31 Andrew BAILEY
ROW 7	14	23 Gary CROSS	13	88 Luciano CARUSO
ROW 6	12	21 Jasmine SHAW	11	10 Aaron OLIVER
ROW 5	10	86 Craig EVANS	9	3 Bruno van DYKE
ROW 4	8	99 Andrew DAVISON	7	12 Alastair MORTON
ROW 3	6	37 Henry SPEEKS	5	42 Scott HELME
ROW 2	4	28 Sebastian THOLET	3	24 Oliver WHITE
ROW 1	2	18 Paul OGGELSBY	1	33 Brian THORNTON
Pole				

These results are provisional until the conclusion of any judicial and technical matters.

Cadwell Park: 2.1869 miles

Clerk Of Course: Mark Mitchell

Timekeeper: Richard Evans



Results can be found at www.tsl-timing.com

Printed - 12:18 Sunday, 12 April 2026



BARC War of the Wolds

FanDrive Caterham Seven 270R Championship

RACE 21 - CLASSIFICATION

Race Distance: 11 Laps / 24.05 miles

POS	NO	NAME	ENTRY	LAPS	TIME	GAP	DIFF	MPH	BEST	ON	GRD	↑↓
1	18	Paul OGGELSBY	Caterham Seven 270R	11	20:36.985			70.01	1:49.711	9	2	1
2	3	Bruno van DYKE	Caterham Seven 270R	11	20:37.171	0.186	0.186	70.00	1:48.323	11	9	7
3	42	Scott HELME	Caterham Seven 270R	11	20:39.079	2.094	1.908	69.89	1:48.627	11	5	2
4	10	Aaron OLIVER	Caterham Seven 270R	11	20:41.673	4.688	2.594	69.74	1:48.983	11	11	7
5	24	Oliver WHITE	Caterham Seven 270R	11	20:42.609	5.624	0.936	69.69	1:50.443	10	3	-2
6	28	Sebastian THOLET	Caterham Seven 270R	11	20:45.867	8.882	3.258	69.51	1:50.089	10	4	-2
7	37	Henry SPEEKS	Caterham Seven 270R	11	20:50.208	13.223	4.341	69.27	1:49.427	11	6	-1
8	12	Alastair MORTON	Caterham Seven 270R	11	20:54.191	17.206	3.983	69.05	1:51.039	10	7	-1
9	21	Jasmine SHAW	Caterham Seven 270R	11	20:58.552	21.567	4.361	68.81	1:51.561	9	12	3
10	88	Luciano CARUSO	Caterham Seven 270R	11	21:09.350	32.365	10.798	68.22	1:51.870	11	13	3
11	86	Craig EVANS	Caterham Seven 270R	11	21:09.617	32.632	0.267	68.21	1:51.211	11	10	-1
12	99	Andrew DAVISON	Caterham Seven 270R	11	21:24.312	47.327	14.695	67.43	1:53.476	11	8	-4
13	48	Ryan THOLET	Caterham Seven 270R	11	21:24.844	47.859	0.532	67.40	1:51.450	11	18	5
14	15	Shane FORSTER	Caterham Seven 270R	11	21:26.328	49.343	1.484	67.32	1:53.409	11	17	3
15	38	Jimmy WAI	Caterham Seven 270R	11	21:28.766	51.781	2.438	67.20	1:52.933	11	19	4
16	20	Steve LORRIMAN	Caterham Seven 270R	11	21:29.094	52.109	0.328	67.18	1:52.995	11	22	6
17	31	Andrew BAILEY	Caterham Seven 270R	11	21:31.901	54.916	2.807	67.03	1:53.074	11	15	-2
18	58	James PLATT	Caterham Seven 270R	11	21:40.246	1:03.261	8.345	66.60	1:53.355	11	25	7
19	72	Christian BOND	Caterham Seven 270R	11	21:47.664	1:10.679	7.418	66.22	1:54.445	10	20	1
20	63	Andrew PALMER	Caterham Seven 270R	11	21:48.942	1:11.957	1.278	66.16	1:54.360	11	24	4
21	19	Chris MORLING	Caterham Seven 270R	11	21:49.922	1:12.937	0.980	66.11	1:55.019	10	23	2
22	74	Charles CHAPMAN	Caterham Seven 270R	11	21:53.527	1:16.542	3.605	65.93	1:55.175	10	21	-1
23	27	Sean MURPHY	Caterham Seven 270R	10	21:08.572	1 Lap	1 Lap	62.06	1:59.088	10	26	3

NOT CLASSIFIED

DNF	6	Eduardo PONTES	Caterham Seven 270R	4	8:07.468	7 Laps	6 Laps	64.60	1:57.405	4	16	
DNF	33	Brian THORNTON	Caterham Seven 270R	1	2:06.904	10 Laps	3 Laps	62.04	2:06.904	1	1	
DNF	23	Gary CROSS	Caterham Seven 270R	0								14

FASTEST LAP

3	Bruno van DYKE	Caterham Seven 270R	11	1:48.323			72.68 mph		116.97 kph			
---	----------------	---------------------	----	----------	--	--	-----------	--	------------	--	--	--

Weather / Track : Bright / Drying

Date: 12/04/2026 Start: 16:39 Finish: 17:00

These results are provisional until the conclusion of any judicial and technical matters.

Cadwell Park: 2.1869 miles

Clerk Of Course: Mark Mitchell

Timekeeper: Richard Evans



Results can be found at www.tsl-timing.com

Printed - 17:02 Sunday, 12 April 2026



BARC War of the Wolds

FanDrive Caterham Seven 270R Championship

RACE 21 - LAP CHART

LAP 1 @ 16:41:41.009			LAP 2 @ 16:43:34.969			LAP 3 @ 16:45:28.059			LAP 4 @ 16:47:20.626			LAP 5 @ 16:49:12.718		
NO	BEHIND	LAP TIME	NO	BEHIND	LAP TIME	NO	BEHIND	LAP TIME	NO	BEHIND	LAP TIME	NO	BEHIND	LAP TIME
24		2:00.966	24		1:53.960	3		1:52.768	3		1:52.567	3		1:52.092
28	1.337	2:02.303	3	0.322	1:52.929	24	0.806	1:53.896	24	0.947	1:52.708	18	1.089	1:51.587
3	1.353	2:02.319	28	2.851	1:55.474	18	2.622	1:52.792	18	1.594	1:51.539	24	2.213	1:53.358
37	2.571	2:03.537	18	2.920	1:54.240	28	3.230	1:53.469	28	3.719	1:53.056	28	4.454	1:52.827
18	2.640	2:03.606	37	4.350	1:55.739	37	5.073	1:53.813	37	5.876	1:53.370	42	6.128	1:52.122
12	3.689	2:04.655	12	5.961	1:56.232	42	6.278	1:53.025	42	6.098	1:52.387	37	7.356	1:53.572
42	4.026	2:04.992	42	6.343	1:56.277	12	7.528	1:54.657	10	7.700	1:52.569	10	7.775	1:52.167
10	4.597	2:05.563	10	6.580	1:55.943	10	7.698	1:54.208	12	9.052	1:54.091	12	10.671	1:53.711
21	5.124	2:06.090	21	7.187	1:56.023	21	8.365	1:54.268	21	9.632	1:53.834	21	11.076	1:53.536
86	5.707	2:06.673	86	8.092	1:56.345	86	10.155	1:55.153	86	12.899	1:55.311	88	14.789	1:53.798
33	5.938	2:06.904	88	8.948	1:56.023	88	11.479	1:55.621	88	13.083	1:54.171	86	16.117	1:55.310
88	6.885	2:07.851	99	11.783	1:57.391	99	15.976	1:57.283	99	20.210	1:56.801	99	24.491	1:56.373
99	8.352	2:09.318	15	13.537	1:58.191	15	18.634	1:58.187	15	22.203	1:56.136	15	26.776	1:56.665
15	9.306	2:10.272	48	15.735	1:59.072	48	19.655	1:57.010	48	22.996	1:55.908	48	27.241	1:56.337
6	10.401	2:11.367	6	16.051	1:59.610	6	22.047	1:59.086	6	26.885	1:57.405	31	30.828	1:55.513
48	10.623	2:11.589	31	16.379	1:58.720	31	22.729	1:59.440	31	27.407	1:57.245	38	31.309	1:55.587
31	11.619	2:12.585	38	17.152	1:58.726	38	23.157	1:59.095	38	27.814	1:57.224	20	31.985	1:55.649
38	12.386	2:13.352	20	17.736	1:58.738	20	23.839	1:59.193	20	28.428	1:57.156	58	39.052	1:57.549
20	12.958	2:13.924	72	19.982	2:00.191	72	26.810	1:59.918	72	32.981	1:58.738	72	39.621	1:58.732
72	13.751	2:14.717	63	21.312	2:00.907	63	28.329	2:00.107	58	33.595	1:57.677	63	40.698	1:58.313
63	14.365	2:15.331	58	21.871	2:00.567	58	28.485	1:59.704	63	34.477	1:58.715	19	41.990	1:58.845
58	15.264	2:16.230	19	22.623	2:00.917	19	29.143	1:59.610	19	35.237	1:58.661	74	42.761	1:58.945
19	15.666	2:16.632	74	23.761	2:01.333	74	29.980	1:59.309	74	35.908	1:58.495	27	1:18.040	2:06.113
74	16.388	2:17.354	27	34.911	2:09.095	27	50.265	2:08.444	27	1:04.019	2:06.321			
27	19.776	2:20.742												

BARC War of the Wolds

FanDrive Caterham Seven 270R Championship

RACE 21 - LAP CHART

LAP 6 @ 16:51:04.463			LAP 7 @ 16:52:55.173			LAP 8 @ 16:54:45.742			LAP 9 @ 16:56:36.138			LAP 10 @ 16:58:27.198		
NO	BEHIND	LAP TIME	NO	BEHIND	LAP TIME	NO	BEHIND	LAP TIME	NO	BEHIND	LAP TIME	NO	BEHIND	LAP TIME
3		1:51.745	3		1:50.710	3		1:50.569	18		1:49.711	18		1:51.060
18	0.580	1:51.236	18	0.547	1:50.677	18	0.685	1:50.707	3	0.350	1:50.746	3	1.693	1:52.403
24	2.845	1:52.377	24	3.594	1:51.459	24	4.025	1:51.000	42	5.309	1:51.254	42	3.297	1:49.048
28	5.316	1:52.607	42	4.608	1:49.917	42	4.451	1:50.412	24	5.613	1:51.984	24	4.996	1:50.443
42	5.401	1:51.018	28	7.013	1:52.407	10	7.007	1:50.489	10	6.746	1:50.135	10	5.535	1:49.849
10	7.107	1:51.077	10	7.087	1:50.690	28	8.122	1:51.678	28	9.214	1:51.488	28	8.243	1:50.089
37	9.066	1:53.455	37	10.691	1:52.335	37	12.722	1:52.600	27	1 Lap	2:07.062	37	13.626	1:50.698
12	12.299	1:53.373	12	14.007	1:52.418	12	14.939	1:51.501	37	13.988	1:51.662	12	15.675	1:51.039
21	12.676	1:53.345	21	14.280	1:52.314	21	15.460	1:51.749	12	15.696	1:51.153	21	18.341	1:52.776
88	19.624	1:56.580	88	23.205	1:54.291	88	26.707	1:54.071	21	16.625	1:51.561	27	1 Lap	2:02.517
86	19.848	1:55.476	86	23.651	1:54.513	86	27.311	1:54.229	88	29.146	1:52.835	88	30.325	1:52.239
99	28.599	1:55.853	99	32.708	1:54.819	99	36.943	1:54.804	86	30.179	1:53.264	86	31.251	1:52.132
15	31.355	1:56.324	15	36.149	1:55.504	15	40.244	1:54.664	99	40.679	1:54.132	99	43.681	1:54.062
48	31.669	1:56.173	48	36.690	1:55.731	48	40.718	1:54.597	15	43.399	1:53.551	15	45.764	1:53.425
38	36.000	1:56.436	38	40.401	1:55.111	38	43.638	1:53.806	48	43.815	1:53.493	48	46.239	1:53.484
31	36.675	1:57.592	31	41.200	1:55.235	20	44.164	1:53.148	38	46.549	1:53.307	38	48.678	1:53.189
20	36.867	1:56.627	20	41.585	1:55.428	31	44.868	1:54.237	20	46.779	1:53.011	20	48.944	1:53.225
58	43.836	1:56.529	58	48.744	1:55.618	58	53.693	1:55.518	31	48.506	1:54.034	31	51.672	1:54.226
72	45.579	1:57.703	72	51.521	1:56.652	72	57.093	1:56.141	58	57.431	1:54.134	58	59.736	1:53.365
63	46.722	1:57.769	63	52.876	1:56.864	63	58.073	1:55.766	72	1:02.040	1:55.343	72	1:05.425	1:54.445
19	47.566	1:57.321	19	53.111	1:56.255	19	58.834	1:56.292	63	1:03.258	1:55.581	63	1:07.427	1:55.229
74	48.947	1:57.931	74	55.311	1:57.074	74	1:01.449	1:56.707	19	1:03.630	1:55.192	19	1:07.589	1:55.019
27	1:31.516	2:05.221	27	1:44.775	2:03.969				74	1:06.433	1:55.380	74	1:10.548	1:55.175

BARC War of the Wolds

FanDrive Caterham Seven 270R Championship

RACE 21 - LAP CHART

LAP 11	@ 17:00:17.028
---------------	-----------------------

NO	BEHIND	LAP TIME
18		1:49.830
3	0.186	1:48.323
42	2.094	1:48.627
10	4.688	1:48.983
24	5.624	1:50.458
28	8.882	1:50.469
37	13.223	1:49.427
12	17.206	1:51.361
21	21.567	1:53.056
27	1 Lap	1:59.088
88	32.365	1:51.870
86	32.632	1:51.211
99	47.327	1:53.476
48	47.859	1:51.450
15	49.343	1:53.409
38	51.781	1:52.933
20	52.109	1:52.995
31	54.916	1:53.074
58	1:03.261	1:53.355
72	1:10.679	1:55.084
63	1:11.957	1:54.360
19	1:12.937	1:55.178
74	1:16.542	1:55.824

BARC War of the Wolds

FanDrive Caterham Seven 270R Championship

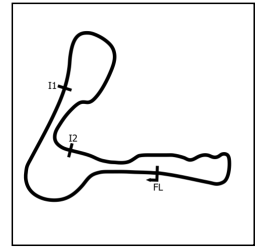
RACE 21 - POSITION CHART

No	Name	Lap Pos	Lap											
			1	2	3	4	5	6	7	8	9	10	11	
33	THORNTON	1	24	24	3	3	3	3	3	3	3	18	18	18
18	OGGELSBY	2	28	3	24	24	18	18	18	18	3	3	3	
24	WHITE	3	3	28	18	18	24	24	24	24	42	42	42	
28	THOLET	4	37	18	28	28	28	28	42	42	24	24	10	
42	HELME	5	18	37	37	37	42	42	28	10	10	10	24	
37	SPEEKS	6	12	12	42	42	37	10	10	28	28	28	28	
12	MORTON	7	42	42	12	10	10	37	37	37	37	37	37	
99	DAVISON	8	10	10	10	12	12	12	12	12	12	12	12	
3	van DYKE	9	21	21	21	21	21	21	21	21	21	21	21	
86	EVANS	10	86	86	86	86	88	88	88	88	88	88	88	
10	OLIVER	11	33	88	88	88	86	86	86	86	86	86	86	
21	SHAW	12	88	99	99	99	99	99	99	99	99	99	99	
88	CARUSO	13	99	15	15	15	15	15	15	15	15	15	48	
23	CROSS	14	15	48	48	48	48	48	48	48	48	48	15	
31	BAILEY	15	6	6	6	6	31	38	38	38	38	38	38	
6	PONTES	16	48	31	31	31	38	31	31	20	20	20	20	
15	FORSTER	17	31	38	38	38	20	20	20	31	31	31	31	
48	THOLET	18	38	20	20	20	58	58	58	58	58	58	58	
38	WAI	19	20	72	72	72	72	72	72	72	72	72	72	
72	BOND	20	72	63	63	58	63	63	63	63	63	63	63	
74	CHAPMAN	21	63	58	58	63	19	19	19	19	19	19	19	
20	LORRIMAN	22	58	19	19	19	74	74	74	74	74	74	74	
19	MORLING	23	19	74	74	74	27	27	27	27	27	27		
63	PALMER	24	74	27	27	27								
58	PLATT	25	27											
27	MURPHY	26												

BARC War of the Wolds

FanDrive Caterham Seven 270R Championship

RACE 21 - SECTOR ANALYSIS



SECTOR 1 = FL to I1, SECTOR 2 = I1 to I2, SECTOR 3 = I2 to FL, DIFF = Difference To Personal Best Lap, P = Crossed Finish Line in Pit Lane, D = Time Disallowed

P1 18		Paul OGGELSBY		Caterham Seven 270R			
IDEAL LAP TIME : 1:49.393		BEST LAP TIME : 1:49.711		DIFFERENCE : 0.318			
LAP	SECTOR 1	SECTOR 2	SECTOR 3	LAP TIME	MPH	DIFF	TIME OF DAY
1 -		39.477	46.500	2:03.606	63.69	13.895	16:41:43.649
2 -	31.059	38.165	45.016	1:54.240	68.91	4.529	16:43:37.889
3 -	30.840	37.123	44.829	1:52.792	69.80	3.081	16:45:30.681
4 -	30.420	36.594	44.525	1:51.539	70.58	1.828	16:47:22.220
5 -	30.246	36.857	44.484	1:51.587	70.55	1.876	16:49:13.807
6 -	29.976	36.528	44.732	1:51.236	70.77	1.525	16:51:05.043
7 -	29.935	36.311	44.431	1:50.677 (3)	71.13	0.966	16:52:55.720
8 -	30.216	36.284	44.207	1:50.707	71.11	0.996	16:54:46.427
9 -	29.866	35.542	44.303	1:49.711 (1)	71.76		16:56:36.138
10 -	30.260	36.490	44.310	1:51.060	70.89	1.349	16:58:27.198
11 -	30.303	35.453	44.074	1:49.830 (2)	71.68	0.119	17:00:17.028

P2 3		Bruno van DYKE		Caterham Seven 270R			
IDEAL LAP TIME : 1:48.323		BEST LAP TIME : 1:48.323		DIFFERENCE : 0.000			
LAP	SECTOR 1	SECTOR 2	SECTOR 3	LAP TIME	MPH	DIFF	TIME OF DAY
1 -		37.720	45.220	2:02.319	64.36	13.996	16:41:42.362
2 -	31.448	36.952	44.529	1:52.929	69.71	4.606	16:43:35.291
3 -	31.261	36.863	44.644	1:52.768	69.81	4.445	16:45:28.059
4 -	31.147	36.537	44.883	1:52.567	69.94	4.244	16:47:20.626
5 -	31.238	36.392	44.462	1:52.092	70.23	3.769	16:49:12.718
6 -	30.863	36.279	44.603	1:51.745	70.45	3.422	16:51:04.463
7 -	30.561	35.829	44.320	1:50.710 (3)	71.11	2.387	16:52:55.173
8 -	30.673	35.510	44.386	1:50.569 (2)	71.20	2.246	16:54:45.742
9 -	30.576	36.054	44.116	1:50.746	71.09	2.423	16:56:36.488
10 -	33.389	35.373	43.641	1:52.403	70.04	4.080	16:58:28.891
11 -	29.977	34.727	43.619	1:48.323 (1)	72.68		17:00:17.214

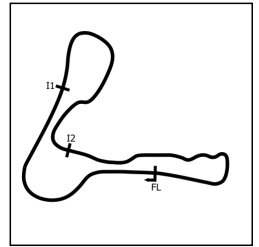
P3 42		Scott HELME		Caterham Seven 270R			
IDEAL LAP TIME : 1:48.373		BEST LAP TIME : 1:48.627		DIFFERENCE : 0.254			
LAP	SECTOR 1	SECTOR 2	SECTOR 3	LAP TIME	MPH	DIFF	TIME OF DAY
1 -		38.581	46.918	2:04.992	62.98	16.365	16:41:45.035
2 -	31.630	38.538	46.109	1:56.277	67.71	7.650	16:43:41.312
3 -	31.096	36.912	45.017	1:53.025	69.65	4.398	16:45:34.337
4 -	30.899	36.580	44.908	1:52.387	70.05	3.760	16:47:26.724
5 -	30.978	36.719	44.425	1:52.122	70.21	3.495	16:49:18.846
6 -	30.657	36.064	44.297	1:51.018	70.91	2.391	16:51:09.864
7 -	30.532	35.556	43.829	1:49.917 (3)	71.62	1.290	16:52:59.781
8 -	30.014	36.073	44.325	1:50.412	71.30	1.785	16:54:50.193
9 -	30.509	36.066	44.679	1:51.254	70.76	2.627	16:56:41.447
10 -	30.508	34.913	43.627	1:49.048 (2)	72.19	0.421	16:58:30.495
11 -	30.264	34.732	43.631	1:48.627 (1)	72.47		17:00:19.122

P4 10		Aaron OLIVER		Caterham Seven 270R			
IDEAL LAP TIME : 1:48.821		BEST LAP TIME : 1:48.983		DIFFERENCE : 0.162			
LAP	SECTOR 1	SECTOR 2	SECTOR 3	LAP TIME	MPH	DIFF	TIME OF DAY
1 -		38.319	46.787	2:05.563	62.70	16.580	16:41:45.606
2 -	31.396	38.711	45.836	1:55.943	67.90	6.960	16:43:41.549
3 -	31.071	37.893	45.244	1:54.208	68.93	5.225	16:45:35.757
4 -	30.835	36.684	45.050	1:52.569	69.94	3.586	16:47:28.326
5 -	30.803	36.559	44.805	1:52.167	70.19	3.184	16:49:20.493
6 -	30.458	36.101	44.518	1:51.077	70.88	2.094	16:51:11.570
7 -	30.442	35.929	44.319	1:50.690	71.12	1.707	16:53:02.260
8 -	30.528	35.871	44.090	1:50.489	71.25	1.506	16:54:52.749
9 -	30.163	35.597	44.375	1:50.135 (3)	71.48	1.152	16:56:42.884
10 -	29.914	35.985	43.950	1:49.849 (2)	71.67	0.866	16:58:32.733
11 -	30.054	34.957	43.972	1:48.983 (1)	72.24		17:00:21.716

BARC War of the Wolds

FanDrive Caterham Seven 270R Championship

RACE 21 - SECTOR ANALYSIS



SECTOR 1 = FL to I1, SECTOR 2 = I1 to I2, SECTOR 3 = I2 to FL, DIFF = Difference To Personal Best Lap, P = Crossed Finish Line in Pit Lane, D = Time Disallowed

P5 24		Oliver WHITE		Caterham Seven 270R			
IDEAL LAP TIME : 1:49.939		BEST LAP TIME : 1:50.443		DIFFERENCE : 0.504			
LAP	SECTOR 1	SECTOR 2	SECTOR 3	LAP TIME	MPH	DIFF	TIME OF DAY
1 -		36.906	45.108	2:00.966	65.08	10.523	16:41:41.009
2 -	32.214	37.012	44.734	1:53.960	69.08	3.517	16:43:34.969
3 -	31.744	37.360	44.792	1:53.896	69.12	3.453	16:45:28.865
4 -	31.245	36.644	44.819	1:52.708	69.85	2.265	16:47:21.573
5 -	30.937	37.339	45.082	1:53.358	69.45	2.915	16:49:14.931
6 -	31.026	36.793	44.558	1:52.377	70.06	1.934	16:51:07.308
7 -	31.164	35.925	44.370	1:51.459	70.63	1.016	16:52:58.767
8 -	30.904	35.811	44.285	1:51.000 (3)	70.92	0.557	16:54:49.767
9 -	30.903	36.764	44.317	1:51.984	70.30	1.541	16:56:41.751
10 -	30.711	35.890	43.842	1:50.443 (1)	71.28		16:58:32.194
11 -	30.395	35.702	44.361	1:50.458 (2)	71.27	0.015	17:00:22.652

P6 28		Sebastian THOLET		Caterham Seven 270R			
IDEAL LAP TIME : 1:50.041		BEST LAP TIME : 1:50.089		DIFFERENCE : 0.048			
LAP	SECTOR 1	SECTOR 2	SECTOR 3	LAP TIME	MPH	DIFF	TIME OF DAY
1 -		37.821	45.419	2:02.303	64.37	12.214	16:41:42.346
2 -	32.130	37.514	45.830	1:55.474	68.18	5.385	16:43:37.820
3 -	31.606	37.107	44.756	1:53.469	69.38	3.380	16:45:31.289
4 -	31.171	36.999	44.886	1:53.056	69.63	2.967	16:47:24.345
5 -	31.038	36.784	45.005	1:52.827	69.78	2.738	16:49:17.172
6 -	31.249	36.460	44.898	1:52.607	69.91	2.518	16:51:09.779
7 -	31.471	36.198	44.738	1:52.407	70.04	2.318	16:53:02.186
8 -	31.213	35.879	44.586	1:51.678	70.49	1.589	16:54:53.864
9 -	30.548	35.721	45.219	1:51.488 (3)	70.61	1.399	16:56:45.352
10 -	30.590	35.246	44.253	1:50.089 (1)	71.51		16:58:35.441
11 -	30.714	35.240	44.515	1:50.469 (2)	71.27	0.380	17:00:25.910

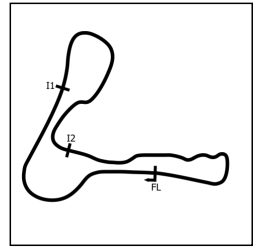
P7 37		Henry SPEEKS		Caterham Seven 270R			
IDEAL LAP TIME : 1:49.427		BEST LAP TIME : 1:49.427		DIFFERENCE : 0.000			
LAP	SECTOR 1	SECTOR 2	SECTOR 3	LAP TIME	MPH	DIFF	TIME OF DAY
1 -		38.310	45.973	2:03.537	63.73	14.110	16:41:43.580
2 -	32.603	37.764	45.372	1:55.739	68.02	6.312	16:43:39.319
3 -	31.706	37.206	44.901	1:53.813	69.17	4.386	16:45:33.132
4 -	31.474	36.762	45.134	1:53.370	69.44	3.943	16:47:26.502
5 -	31.218	37.246	45.108	1:53.572	69.32	4.145	16:49:20.074
6 -	30.785	37.287	45.383	1:53.455	69.39	4.028	16:51:13.529
7 -	30.868	36.483	44.984	1:52.335	70.08	2.908	16:53:05.864
8 -	30.948	36.729	44.923	1:52.600	69.92	3.173	16:54:58.464
9 -	30.761	36.096	44.805	1:51.662 (3)	70.50	2.235	16:56:50.126
10 -	30.521	35.813	44.364	1:50.698 (2)	71.12	1.271	16:58:40.824
11 -	30.275	35.117	44.035	1:49.427 (1)	71.94		17:00:30.251

P8 12		Alastair MORTON		Caterham Seven 270R			
IDEAL LAP TIME : 1:50.561		BEST LAP TIME : 1:51.039		DIFFERENCE : 0.478			
LAP	SECTOR 1	SECTOR 2	SECTOR 3	LAP TIME	MPH	DIFF	TIME OF DAY
1 -		38.344	46.197	2:04.655	63.15	13.616	16:41:44.698
2 -	31.847	38.359	46.026	1:56.232	67.73	5.193	16:43:40.930
3 -	31.421	37.659	45.577	1:54.657	68.66	3.618	16:45:35.587
4 -	30.906	37.427	45.758	1:54.091	69.00	3.052	16:47:29.678
5 -	31.054	36.982	45.675	1:53.711	69.23	2.672	16:49:23.389
6 -	31.128	37.012	45.233	1:53.373	69.44	2.334	16:51:16.762
7 -	30.978	36.582	44.858	1:52.418	70.03	1.379	16:53:09.180
8 -	30.833	36.034	44.634	1:51.501	70.61	0.462	16:55:00.681
9 -	30.757	35.860	44.536	1:51.153 (2)	70.83	0.114	16:56:51.834
10 -	30.427	36.003	44.609	1:51.039 (1)	70.90		16:58:42.873
11 -	30.497	35.598	45.266	1:51.361 (3)	70.69	0.322	17:00:34.234

BARC War of the Wolds

FanDrive Caterham Seven 270R Championship

RACE 21 - SECTOR ANALYSIS



SECTOR 1 = FL to I1, SECTOR 2 = I1 to I2, SECTOR 3 = I2 to FL, DIFF = Difference To Personal Best Lap, P = Crossed Finish Line in Pit Lane, D = Time Disallowed

P9 21		Jasmine SHAW		Caterham Seven 270R			
IDEAL LAP TIME : 1:51.338		BEST LAP TIME : 1:51.561		DIFFERENCE : 0.223			
LAP	SECTOR 1	SECTOR 2	SECTOR 3	LAP TIME	MPH	DIFF	TIME OF DAY
1 -		38.744	46.998	2:06.090	62.44	14.529	16:41:46.133
2 -	31.459	38.373	46.191	1:56.023	67.85	4.462	16:43:42.156
3 -	31.153	37.762	45.353	1:54.268	68.90	2.707	16:45:36.424
4 -	30.601	37.750	45.483	1:53.834	69.16	2.273	16:47:30.258
5 -	30.606	37.359	45.571	1:53.536	69.34	1.975	16:49:23.794
6 -	30.756	37.693	44.896	1:53.345	69.46	1.784	16:51:17.139
7 -	30.579	36.886	44.849	1:52.314 (3)	70.09	0.753	16:53:09.453
8 -	30.522	36.664	44.563	1:51.749 (2)	70.45	0.188	16:55:01.202
9 -	30.263	36.654	44.644	1:51.561 (1)	70.57		16:56:52.763
10 -	30.478	36.634	45.664	1:52.776	69.81	1.215	16:58:45.539
11 -	31.153	36.512	45.391	1:53.056	69.63	1.495	17:00:38.595

P10 88		Luciano CARUSO		Caterham Seven 270R			
IDEAL LAP TIME : 1:51.712		BEST LAP TIME : 1:51.870		DIFFERENCE : 0.158			
LAP	SECTOR 1	SECTOR 2	SECTOR 3	LAP TIME	MPH	DIFF	TIME OF DAY
1 -		39.669	46.445	2:07.851	61.58	15.981	16:41:47.894
2 -	31.850	38.327	45.846	1:56.023	67.85	4.153	16:43:43.917
3 -	31.280	37.765	46.576	1:55.621	68.09	3.751	16:45:39.538
4 -	31.287	37.543	45.341	1:54.171	68.95	2.301	16:47:33.709
5 -	31.409	37.328	45.061	1:53.798	69.18	1.928	16:49:27.507
6 -	31.838	38.229	46.513	1:56.580	67.53	4.710	16:51:24.087
7 -	31.879	37.096	45.316	1:54.291	68.88	2.421	16:53:18.378
8 -	31.698	36.867	45.506	1:54.071	69.02	2.201	16:55:12.449
9 -	31.580	36.332	44.923	1:52.835 (3)	69.77	0.965	16:57:05.284
10 -	31.354	36.219	44.666	1:52.239 (2)	70.14	0.369	16:58:57.523
11 -	30.970	36.076	44.824	1:51.870 (1)	70.37		17:00:49.393

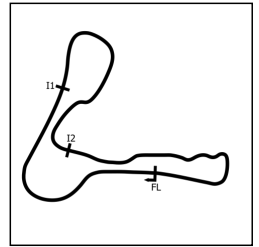
P11 86		Craig EVANS		Caterham Seven 270R			
IDEAL LAP TIME : 1:51.120		BEST LAP TIME : 1:51.211		DIFFERENCE : 0.091			
LAP	SECTOR 1	SECTOR 2	SECTOR 3	LAP TIME	MPH	DIFF	TIME OF DAY
1 -		38.394	46.859	2:06.673	62.15	15.462	16:41:46.716
2 -	32.073	38.125	46.147	1:56.345	67.67	5.134	16:43:43.061
3 -	31.605	37.656	45.892	1:55.153	68.37	3.942	16:45:38.214
4 -	32.094	37.583	45.634	1:55.311	68.27	4.100	16:47:33.525
5 -	32.246	37.595	45.469	1:55.310	68.27	4.099	16:49:28.835
6 -	31.524	38.452	45.500	1:55.476	68.18	4.265	16:51:24.311
7 -	32.363	37.284	44.866	1:54.513	68.75	3.302	16:53:18.824
8 -	31.616	36.924	45.689	1:54.229	68.92	3.018	16:55:13.053
9 -	31.172	36.622	45.470	1:53.264 (3)	69.51	2.053	16:57:06.317
10 -	30.841	36.245	45.046	1:52.132 (2)	70.21	0.921	16:58:58.449
11 -	30.587	35.667	44.957	1:51.211 (1)	70.79		17:00:49.660

P12 99		Andrew DAVISON		Caterham Seven 270R			
IDEAL LAP TIME : 1:53.392		BEST LAP TIME : 1:53.476		DIFFERENCE : 0.084			
LAP	SECTOR 1	SECTOR 2	SECTOR 3	LAP TIME	MPH	DIFF	TIME OF DAY
1 -		40.186	46.932	2:09.318	60.88	15.842	16:41:49.361
2 -	32.208	38.545	46.638	1:57.391	67.06	3.915	16:43:46.752
3 -	32.141	38.231	46.911	1:57.283	67.12	3.807	16:45:44.035
4 -	32.179	37.718	46.904	1:56.801	67.40	3.325	16:47:40.836
5 -	31.936	37.623	46.814	1:56.373	67.65	2.897	16:49:37.209
6 -	31.727	37.771	46.355	1:55.853	67.95	2.377	16:51:33.062
7 -	31.764	37.038	46.017	1:54.819	68.57	1.343	16:53:27.881
8 -	31.858	36.848	46.098	1:54.804	68.57	1.328	16:55:22.685
9 -	31.967	36.488	45.677	1:54.132 (3)	68.98	0.656	16:57:16.817
10 -	31.686	36.614	45.762	1:54.062 (2)	69.02	0.586	16:59:10.879
11 -	31.471	36.244	45.761	1:53.476 (1)	69.38		17:01:04.355

BARC War of the Wolds

FanDrive Caterham Seven 270R Championship

RACE 21 - SECTOR ANALYSIS



SECTOR 1 = FL to I1, SECTOR 2 = I1 to I2, SECTOR 3 = I2 to FL, DIFF = Difference To Personal Best Lap, P = Crossed Finish Line in Pit Lane, D = Time Disallowed

P13 48		Ryan THOLET		Caterham Seven 270R			
IDEAL LAP TIME : 1:51.450		BEST LAP TIME : 1:51.450		DIFFERENCE : 0.000			
LAP	SECTOR 1	SECTOR 2	SECTOR 3	LAP TIME	MPH	DIFF	TIME OF DAY
1 -		40.047	47.598	2:11.589	59.83	20.139	16:41:51.632
2 -	32.407	39.056	47.609	1:59.072	66.12	7.622	16:43:50.704
3 -	32.375	38.234	46.401	1:57.010	67.28	5.560	16:45:47.714
4 -	31.778	37.697	46.433	1:55.908	67.92	4.458	16:47:43.622
5 -	31.884	37.798	46.655	1:56.337	67.67	4.887	16:49:39.959
6 -	31.787	37.756	46.630	1:56.173	67.77	4.723	16:51:36.132
7 -	31.812	37.669	46.250	1:55.731	68.03	4.281	16:53:31.863
8 -	31.232	37.399	45.966	1:54.597	68.70	3.147	16:55:26.460
9 -	31.171	36.512	45.810	1:53.493 (3)	69.37	2.043	16:57:19.953
10 -	31.050	36.680	45.754	1:53.484 (2)	69.37	2.034	16:59:13.437
11 -	30.712	36.062	44.676	1:51.450 (1)	70.64		17:01:04.887

P14 15		Shane FORSTER		Caterham Seven 270R			
IDEAL LAP TIME : 1:53.102		BEST LAP TIME : 1:53.409		DIFFERENCE : 0.307			
LAP	SECTOR 1	SECTOR 2	SECTOR 3	LAP TIME	MPH	DIFF	TIME OF DAY
1 -		40.058	47.216	2:10.272	60.43	16.863	16:41:50.315
2 -	32.227	39.231	46.733	1:58.191	66.61	4.782	16:43:48.506
3 -	32.268	38.887	47.032	1:58.187	66.61	4.778	16:45:46.693
4 -	31.943	37.863	46.330	1:56.136	67.79	2.727	16:47:42.829
5 -	32.146	38.187	46.332	1:56.665	67.48	3.256	16:49:39.494
6 -	31.450	38.391	46.483	1:56.324	67.68	2.915	16:51:35.818
7 -	31.318	38.236	45.950	1:55.504	68.16	2.095	16:53:31.322
8 -	31.334	37.559	45.771	1:54.664	68.66	1.255	16:55:25.986
9 -	31.103	36.780	45.668	1:53.551 (3)	69.33	0.142	16:57:19.537
10 -	30.838	37.037	45.550	1:53.425 (2)	69.41	0.016	16:59:12.962
11 -	31.125	36.800	45.484	1:53.409 (1)	69.42		17:01:06.371

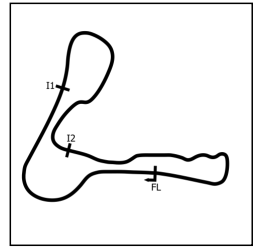
P15 38		Jimmy WAI		Caterham Seven 270R			
IDEAL LAP TIME : 1:52.232		BEST LAP TIME : 1:52.933		DIFFERENCE : 0.701			
LAP	SECTOR 1	SECTOR 2	SECTOR 3	LAP TIME	MPH	DIFF	TIME OF DAY
1 -		40.692	47.756	2:13.352	59.04	20.419	16:41:53.395
2 -	32.067	39.579	47.080	1:58.726	66.31	5.793	16:43:52.121
3 -	32.204	39.678	47.213	1:59.095	66.10	6.162	16:45:51.216
4 -	31.279	39.038	46.907	1:57.224	67.16	4.291	16:47:48.440
5 -	31.308	38.037	46.242	1:55.587	68.11	2.654	16:49:44.027
6 -	31.552	37.834	47.050	1:56.436	67.61	3.503	16:51:40.463
7 -	31.637	37.245	46.229	1:55.111	68.39	2.178	16:53:35.574
8 -	31.288	36.772	45.746	1:53.806	69.18	0.873	16:55:29.380
9 -	30.664	36.700	45.943	1:53.307 (3)	69.48	0.374	16:57:22.687
10 -	30.808	36.621	45.760	1:53.189 (2)	69.55	0.256	16:59:15.876
11 -	31.084	35.822	46.027	1:52.933 (1)	69.71		17:01:08.809

P16 20		Steve LORRIMAN		Caterham Seven 270R			
IDEAL LAP TIME : 1:52.082		BEST LAP TIME : 1:52.995		DIFFERENCE : 0.913			
LAP	SECTOR 1	SECTOR 2	SECTOR 3	LAP TIME	MPH	DIFF	TIME OF DAY
1 -		40.531	48.878	2:13.924	58.78	20.929	16:41:53.967
2 -	32.412	39.079	47.247	1:58.738	66.30	5.743	16:43:52.705
3 -	32.079	39.532	47.582	1:59.193	66.05	6.198	16:45:51.898
4 -	30.978	39.010	47.168	1:57.156	67.20	4.161	16:47:49.054
5 -	31.227	37.735	46.687	1:55.649	68.07	2.654	16:49:44.703
6 -	31.120	38.436	47.071	1:56.627	67.50	3.632	16:51:41.330
7 -	31.367	37.681	46.380	1:55.428	68.20	2.433	16:53:36.758
8 -	30.352	36.761	46.035	1:53.148 (3)	69.58	0.153	16:55:29.906
9 -	30.265	36.895	45.851	1:53.011 (2)	69.66	0.016	16:57:22.917
10 -	30.667	36.684	45.874	1:53.225	69.53	0.230	16:59:16.142
11 -	30.987	35.966	46.042	1:52.995 (1)	69.67		17:01:09.137

BARC War of the Wolds

FanDrive Caterham Seven 270R Championship

RACE 21 - SECTOR ANALYSIS



SECTOR 1 = FL to I1, SECTOR 2 = I1 to I2, SECTOR 3 = I2 to FL, DIFF = Difference To Personal Best Lap, P = Crossed Finish Line in Pit Lane, D = Time Disallowed

P17 31		Andrew BAILEY		Caterham Seven 270R			
IDEAL LAP TIME : 1:52.314		BEST LAP TIME : 1:53.074		DIFFERENCE : 0.760			
LAP	SECTOR 1	SECTOR 2	SECTOR 3	LAP TIME	MPH	DIFF	TIME OF DAY
1 -		40.811	47.751	2:12.585	59.38	19.511	16:41:52.628
2 -	32.335	39.041	47.344	1:58.720	66.31	5.646	16:43:51.348
3 -	32.810	39.531	47.099	1:59.440	65.91	6.366	16:45:50.788
4 -	31.587	38.694	46.964	1:57.245	67.15	4.171	16:47:48.033
5 -	31.337	37.494	46.682	1:55.513	68.15	2.439	16:49:43.546
6 -	31.957	38.504	47.131	1:57.592	66.95	4.518	16:51:41.138
7 -	31.378	37.472	46.385	1:55.235	68.32	2.161	16:53:36.373
8 -	30.706	37.310	46.221	1:54.237	68.91	1.163	16:55:30.610
9 -	30.959	36.454	46.621	1:54.034 (2)	69.04	0.960	16:57:24.644
10 -	31.558	36.265	46.403	1:54.226 (3)	68.92	1.152	16:59:18.870
11 -	31.466	35.656	45.952	1:53.074 (1)	69.62		17:01:11.944

P18 58		James PLATT		Caterham Seven 270R			
IDEAL LAP TIME : 1:53.116		BEST LAP TIME : 1:53.355		DIFFERENCE : 0.239			
LAP	SECTOR 1	SECTOR 2	SECTOR 3	LAP TIME	MPH	DIFF	TIME OF DAY
1 -		41.094	48.862	2:16.230	57.79	22.875	16:41:56.273
2 -	32.995	39.418	48.154	2:00.567	65.30	7.212	16:43:56.840
3 -	32.365	38.947	48.392	1:59.704	65.77	6.349	16:45:56.544
4 -	32.358	38.030	47.289	1:57.677	66.90	4.322	16:47:54.221
5 -	31.493	39.494	46.562	1:57.549	66.97	4.194	16:49:51.770
6 -	31.919	38.205	46.405	1:56.529	67.56	3.174	16:51:48.299
7 -	31.807	37.631	46.180	1:55.618	68.09	2.263	16:53:43.917
8 -	31.973	36.844	46.701	1:55.518	68.15	2.163	16:55:39.435
9 -	31.712	36.468	45.954	1:54.134 (3)	68.98	0.779	16:57:33.569
10 -	31.346	36.000	46.019	1:53.365 (2)	69.45	0.010	16:59:26.934
11 -	31.585	35.881	45.889	1:53.355 (1)	69.45		17:01:20.289

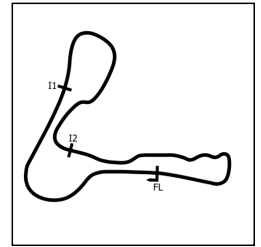
P19 72		Christian BOND		Caterham Seven 270R			
IDEAL LAP TIME : 1:54.434		BEST LAP TIME : 1:54.445		DIFFERENCE : 0.011			
LAP	SECTOR 1	SECTOR 2	SECTOR 3	LAP TIME	MPH	DIFF	TIME OF DAY
1 -		41.372	48.243	2:14.717	58.44	20.272	16:41:54.760
2 -	32.949	39.824	47.418	2:00.191	65.50	5.746	16:43:54.951
3 -	32.457	39.780	47.681	1:59.918	65.65	5.473	16:45:54.869
4 -	32.290	39.189	47.259	1:58.738	66.30	4.293	16:47:53.607
5 -	31.903	39.787	47.042	1:58.732	66.31	4.287	16:49:52.339
6 -	31.796	39.408	46.499	1:57.703	66.89	3.258	16:51:50.042
7 -	31.849	38.271	46.532	1:56.652	67.49	2.207	16:53:46.694
8 -	31.931	37.841	46.369	1:56.141	67.79	1.696	16:55:42.835
9 -	31.845	37.306	46.192	1:55.343 (3)	68.25	0.898	16:57:38.178
10 -	31.579	36.874	45.992	1:54.445 (1)	68.79		16:59:32.623
11 -	31.816	37.287	45.981	1:55.084 (2)	68.41	0.639	17:01:27.707

P20 63		Andrew PALMER		Caterham Seven 270R			
IDEAL LAP TIME : 1:54.223		BEST LAP TIME : 1:54.360		DIFFERENCE : 0.137			
LAP	SECTOR 1	SECTOR 2	SECTOR 3	LAP TIME	MPH	DIFF	TIME OF DAY
1 -		41.434	48.339	2:15.331	58.17	20.971	16:41:55.374
2 -	33.220	39.603	48.084	2:00.907	65.11	6.547	16:43:56.281
3 -	32.725	38.949	48.433	2:00.107	65.55	5.747	16:45:56.388
4 -	32.431	38.834	47.450	1:58.715	66.32	4.355	16:47:55.103
5 -	31.931	39.055	47.327	1:58.313	66.54	3.953	16:49:53.416
6 -	31.881	38.469	47.419	1:57.769	66.85	3.409	16:51:51.185
7 -	31.531	37.792	47.541	1:56.864	67.37	2.504	16:53:48.049
8 -	31.550	37.402	46.814	1:55.766	68.00	1.406	16:55:43.815
9 -	31.688	37.173	46.720	1:55.581 (3)	68.11	1.221	16:57:39.396
10 -	31.746	37.032	46.451	1:55.229 (2)	68.32	0.869	16:59:34.625
11 -	31.550	36.241	46.569	1:54.360 (1)	68.84		17:01:28.985

BARC War of the Wolds

FanDrive Caterham Seven 270R Championship

RACE 21 - SECTOR ANALYSIS



SECTOR 1 = FL to I1, SECTOR 2 = I1 to I2, SECTOR 3 = I2 to FL, DIFF = Difference To Personal Best Lap, P = Crossed Finish Line in Pit Lane, D = Time Disallowed

P21 19		Chris MORLING		Caterham Seven 270R			
IDEAL LAP TIME : 1:54.522		BEST LAP TIME : 1:55.019		DIFFERENCE : 0.497			
LAP	SECTOR 1	SECTOR 2	SECTOR 3	LAP TIME	MPH	DIFF	TIME OF DAY
1 -		41.588	48.911	2:16.632	57.62	21.613	16:41:56.675
2 -	33.573	39.552	47.792	2:00.917	65.11	5.898	16:43:57.592
3 -	32.209	39.023	48.378	1:59.610	65.82	4.591	16:45:57.202
4 -	32.561	38.634	47.466	1:58.661	66.35	3.642	16:47:55.863
5 -	31.481	39.049	48.315	1:58.845	66.24	3.826	16:49:54.708
6 -	31.531	37.850	47.940	1:57.321	67.10	2.302	16:51:52.029
7 -	31.163	37.818	47.274	1:56.255	67.72	1.236	16:53:48.284
8 -	31.423	38.292	46.577	1:56.292	67.70	1.273	16:55:44.576
9 -	31.216	37.243	46.733	1:55.192 (3)	68.34	0.173	16:57:39.768
10 -	31.436	37.161	46.422	1:55.019 (1)	68.45		16:59:34.787
11 -	31.421	36.937	46.820	1:55.178 (2)	68.35	0.159	17:01:29.965

P22 74		Charles CHAPMAN		Caterham Seven 270R			
IDEAL LAP TIME : 1:55.076		BEST LAP TIME : 1:55.175		DIFFERENCE : 0.099			
LAP	SECTOR 1	SECTOR 2	SECTOR 3	LAP TIME	MPH	DIFF	TIME OF DAY
1 -		41.759	48.791	2:17.354	57.32	22.179	16:41:57.397
2 -	33.725	39.423	48.185	2:01.333	64.88	6.158	16:43:58.730
3 -	32.497	38.692	48.120	1:59.309	65.98	4.134	16:45:58.039
4 -	32.542	38.694	47.259	1:58.495	66.44	3.320	16:47:56.534
5 -	32.134	38.349	48.462	1:58.945	66.19	3.770	16:49:55.479
6 -	32.190	38.103	47.638	1:57.931	66.76	2.756	16:51:53.410
7 -	32.167	37.755	47.152	1:57.074	67.24	1.899	16:53:50.484
8 -	32.068	37.700	46.939	1:56.707	67.46	1.532	16:55:47.191
9 -	31.959	37.019	46.402	1:55.380 (2)	68.23	0.205	16:57:42.571
10 -	31.788	37.110	46.277	1:55.175 (1)	68.35		16:59:37.746
11 -	31.780	37.510	46.534	1:55.824 (3)	67.97	0.649	17:01:33.570

P23 27		Sean MURPHY		Caterham Seven 270R			
IDEAL LAP TIME : 1:58.939		BEST LAP TIME : 1:59.088		DIFFERENCE : 0.149			
LAP	SECTOR 1	SECTOR 2	SECTOR 3	LAP TIME	MPH	DIFF	TIME OF DAY
1 -		42.566	50.145	2:20.742	55.94	21.654	16:42:00.785
2 -	34.199	44.172	50.724	2:09.095	60.98	10.007	16:44:09.880
3 -	34.211	43.053	51.180	2:08.444	61.29	9.356	16:46:18.324
4 -	33.930	42.333	50.058	2:06.321	62.32	7.233	16:48:24.645
5 -	34.000	42.382	49.731	2:06.113	62.42	7.025	16:50:30.758
6 -	33.477	42.021	49.723	2:05.221	62.87	6.133	16:52:35.979
7 -	33.826	41.092	49.051	2:03.969 (3)	63.50	4.881	16:54:39.948
8 -	32.536	42.154	52.372	2:07.062	61.96	7.974	16:56:47.010
9 -	32.266	42.723	47.528	2:02.517 (2)	64.26	3.429	16:58:49.527
10 -	32.415	39.444	47.229	1:59.088 (1)	66.11		17:00:48.615

P24 6		Eduardo PONTES		Caterham Seven 270R			
IDEAL LAP TIME : 1:57.100		BEST LAP TIME : 1:57.405		DIFFERENCE : 0.305			
LAP	SECTOR 1	SECTOR 2	SECTOR 3	LAP TIME	MPH	DIFF	TIME OF DAY
1 -		40.199	47.712	2:11.367	59.93	13.962	16:41:51.410
2 -	32.122	39.321	48.167	1:59.610 (3)	65.82	2.205	16:43:51.020
3 -	32.742	39.369	46.975	1:59.086 (2)	66.11	1.681	16:45:50.106
4 -	32.090	38.481	46.834	1:57.405 (1)	67.06		16:47:47.511
5 -	31.785						

P25 33		Brian THORNTON		Caterham Seven 270R			
IDEAL LAP TIME : 1:57.141		BEST LAP TIME : 2:06.904		DIFFERENCE : 9.763			
LAP	SECTOR 1	SECTOR 2	SECTOR 3	LAP TIME	MPH	DIFF	TIME OF DAY
1 -		38.481	46.486	2:06.904 (1)	62.04		16:41:46.947
2 -	32.174						

BARC War of the Wolds

FanDrive Caterham Seven 270R Championship

RACE 21 - BEST SECTORS

SECTOR 1			SECTOR 2		SECTOR 3		IDEAL / BEST COMPARISON						
POS	NO	TIME	NO	TIME	NO	TIME	POS	NO	NAME	IDEAL	BEST	DIFF	
										PERFECT LAP	1:48.212		
1	18	29.866	3	34.727	3	43.619	1	3	van DYKE	1:48.323	1:48.323	0.000	
2	10	29.914	42	34.732	42	43.627	2	42	HELME	1:48.373	1:48.627	0.254	
3	3	29.977	10	34.957	24	43.842	3	10	OLIVER	1:48.821	1:48.983	0.162	
4	42	30.014	37	35.117	10	43.950	4	18	OGGELSBY	1:49.393	1:49.711	0.318	
5	21	30.263	28	35.240	37	44.035	5	37	SPEEKS	1:49.427	1:49.427	0.000	
6	20	30.265	18	35.453	18	44.074	6	24	WHITE	1:49.939	1:50.443	0.504	
7	37	30.275	12	35.598	28	44.253	7	28	THOLET	1:50.041	1:50.089	0.048	
8	24	30.395	31	35.656	12	44.536	8	12	MORTON	1:50.561	1:51.039	0.478	
9	12	30.427	86	35.667	21	44.563	9	86	EVANS	1:51.120	1:51.211	0.091	
10	28	30.548	24	35.702	88	44.666	10	21	SHAW	1:51.338	1:51.561	0.223	
11	86	30.587	38	35.822	48	44.676	11	48	THOLET	1:51.450	1:51.450	0.000	
12	38	30.664	58	35.881	86	44.866	12	88	CARUSO	1:51.712	1:51.870	0.158	
13	31	30.706	20	35.966	15	45.484	13	20	LORRIMAN	1:52.082	1:52.995	0.913	
14	48	30.712	48	36.062	99	45.677	14	38	WAI	1:52.232	1:52.933	0.701	
15	15	30.838	88	36.076	38	45.746	15	31	BAILEY	1:52.314	1:53.074	0.760	
16	88	30.970	63	36.241	20	45.851	16	15	FORSTER	1:53.102	1:53.409	0.307	
17	19	31.163	99	36.244	58	45.889	17	58	PLATT	1:53.116	1:53.355	0.239	
18	58	31.346	21	36.512	31	45.952	18	99	DAVISON	1:53.392	1:53.476	0.084	
19	99	31.471	15	36.780	72	45.981	19	63	PALMER	1:54.223	1:54.360	0.137	
20	63	31.531	72	36.874	74	46.277	20	72	BOND	1:54.434	1:54.445	0.011	
21	72	31.579	19	36.937	19	46.422	21	19	MORLING	1:54.522	1:55.019	0.497	
22	74	31.780	74	37.019	63	46.451	22	74	CHAPMAN	1:55.076	1:55.175	0.099	
23	6	31.785	6	38.481	33	46.486	23	6	PONTES	1:57.100	1:57.405	0.305	
24	33	32.174	33	38.481	6	46.834	24	33	THORNTON	1:57.141	2:06.904	9.763	
25	27	32.266	27	39.444	27	47.229	25	27	MURPHY	1:58.939	1:59.088	0.149	
26													

BARC War of the Wolds

FanDrive Caterham Seven 270R Championship

RACE 21 - STATISTICS

Competitors Started	26
Planned Start	2026-04-12 @ 16:25:00.000
Actual Start	2026-04-12 @ 16:39:40.042
Finish Time	2026-04-12 @ 17:00:14.891
Track Length	2.1869mi.
Total Laps	257
Total Distance Covered	562.0589mi.

Session Fastest Lap History

NO	NAME	LAP TIME	TIME OF DAY	LAP	VEHICLE
24	Oliver WHITE	2:00.966	16:41:41.025	1	Caterham Seven 270R
24	Oliver WHITE	1:53.960	16:43:34.985	2	Caterham Seven 270R
3	Bruno van DYKE	1:52.929	16:43:35.304	2	Caterham Seven 270R
3	Bruno van DYKE	1:52.768	16:45:28.071	3	Caterham Seven 270R
3	Bruno van DYKE	1:52.567	16:47:20.639	4	Caterham Seven 270R
18	Paul OGGELSBY	1:51.539	16:47:22.233	4	Caterham Seven 270R
18	Paul OGGELSBY	1:51.236	16:51:05.056	6	Caterham Seven 270R
42	Scott HELME	1:51.018	16:51:09.864	6	Caterham Seven 270R
3	Bruno van DYKE	1:50.710	16:52:55.185	7	Caterham Seven 270R
18	Paul OGGELSBY	1:50.677	16:52:55.733	7	Caterham Seven 270R
42	Scott HELME	1:49.917	16:52:59.795	7	Caterham Seven 270R
18	Paul OGGELSBY	1:49.711	16:56:36.152	9	Caterham Seven 270R
42	Scott HELME	1:49.048	16:58:30.509	10	Caterham Seven 270R
3	Bruno van DYKE	1:48.323	17:00:17.226	11	Caterham Seven 270R

Session Leader History

NO	NAME	FROM LAP	LAPS LED	DISTANCE	VEHICLE
24	Oliver WHITE	1	2	4.37 miles	Caterham Seven 270R
3	Bruno van DYKE	3	6	13.12 miles	Caterham Seven 270R
18	Paul OGGELSBY	9	3	6.56 miles	Caterham Seven 270R

Flag History

TYPE	TIME OF DAY
GREEN	16:39:40.042
FINISH	17:00:14.891

Flag Statistics

TYPE	COUNT	TOTAL LAPS	TOTAL TIME
Green	1	11	22:02.736
Red	0	0	0.000
Safety Car	0	0	0.000
FCY	0	0	0.000